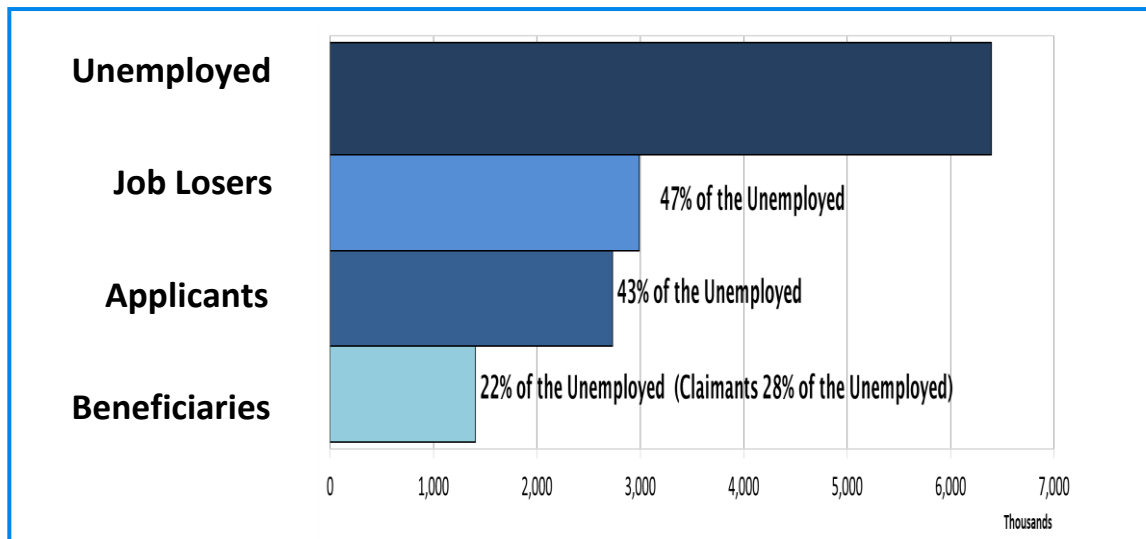


Unemployment Insurance

Comparison of State Benefit Adequacy and Reciprocity

2019



Robert Pavosevich

April 2020

Unemployment Insurance Benefit Adequacy and Reciprocity

Introduction

This yearly report was constructed to provide greater insight into State Unemployment Insurance (UI) benefit payments. In the only country that maintains so many independent regional (state) UI programs, understanding the differences in program characteristics is important for any type of evaluation.

However, attempting to capture many of the dynamics behind benefit adequacy is difficult. Recognizing this complexity, this report attempts to capture these dynamics through the presentation of several metrics to allow for a deeper assessment within each state and across states.

In this report, each state metric is compared against some type of appropriate “standard.” Fortunately, there has been a tremendous amount of work done in establishing a “standard” for the level of benefit payments. Indeed, a level of benefit adequacy, commonly measured as the replacement of wages, was actually developed soon after the program began in 1935. This now longstanding principle holds that **a state’s weekly benefit amount should replace at least one-half of a worker’s prior weekly wage for a six-month period, with a maximum weekly benefit amount equal to at least two-thirds of a state’s average weekly wage**. Although this prescribed level of payments was never placed into Federal law, it has been confirmed thereafter by numerous advisory bodies¹.

Also captured in these pages is the difference in how each state pays claimants at various wage levels. By comparing the same four hypothetical claimants of different wage levels in each state an evaluation can be done on the distribution of benefit payments.

Finally, another important aspect of benefit adequacy is provided for each state- the proportion of unemployed that are receiving UI benefits, commonly referred to as the reciprocity rate. This proportion is dependent on many factors, including: the number of people applying for benefits, the number of weeks of benefits available from the state, the eligibility criteria for benefits, and administrative procedures. Unfortunately, no reasonable “standard” exists for this dynamic, however, using this report a comparison can be made with other states and within each state over time to gain a much deeper picture of how economic and legislative factors may be impacting each state’s UI benefit adequacy.

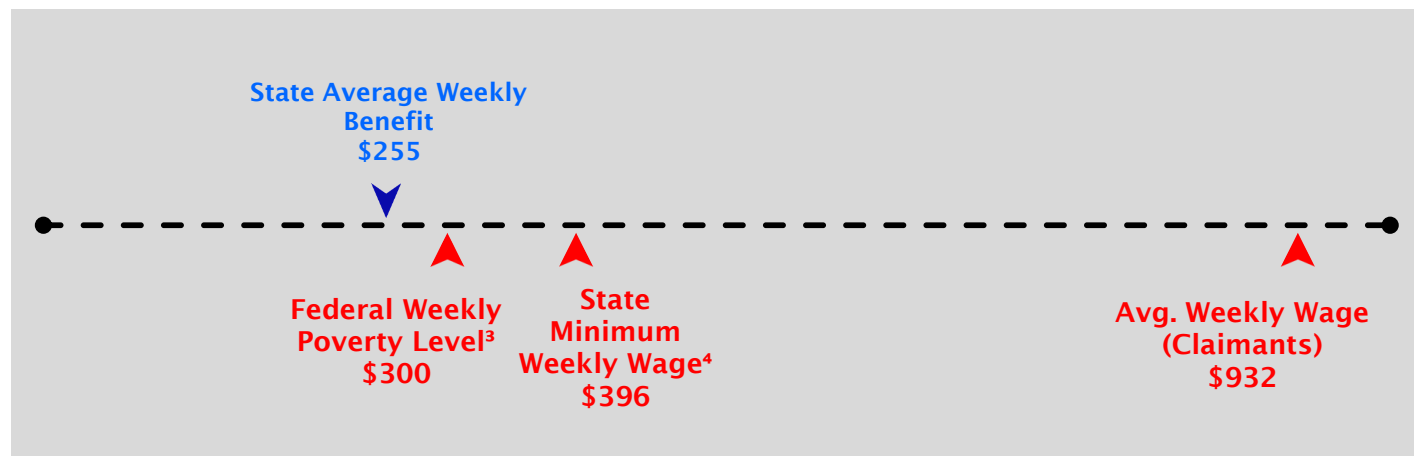
¹ The most recent confirmation of this standard came from the Advisory Council on Unemployment Compensation (ACUC Recommendation 1995-22) in 1996.

Alaska 2019

State Benefit Payment Amounts

	<u>Without Dependents</u>	<u>With Dependents¹</u>
1) Minimum Weekly Benefit Amount:	\$56	\$128
2) Maximum Weekly Benefit Amount:	\$370	\$442
3) Maximum Potential Benefit Amount:	\$9,620	\$11,492
4) Minimum Duration (weeks):	16	16
5) Maximum Duration (weeks):	26	26

6) Comparison of State Average Weekly Benefit to Weekly Income Levels²

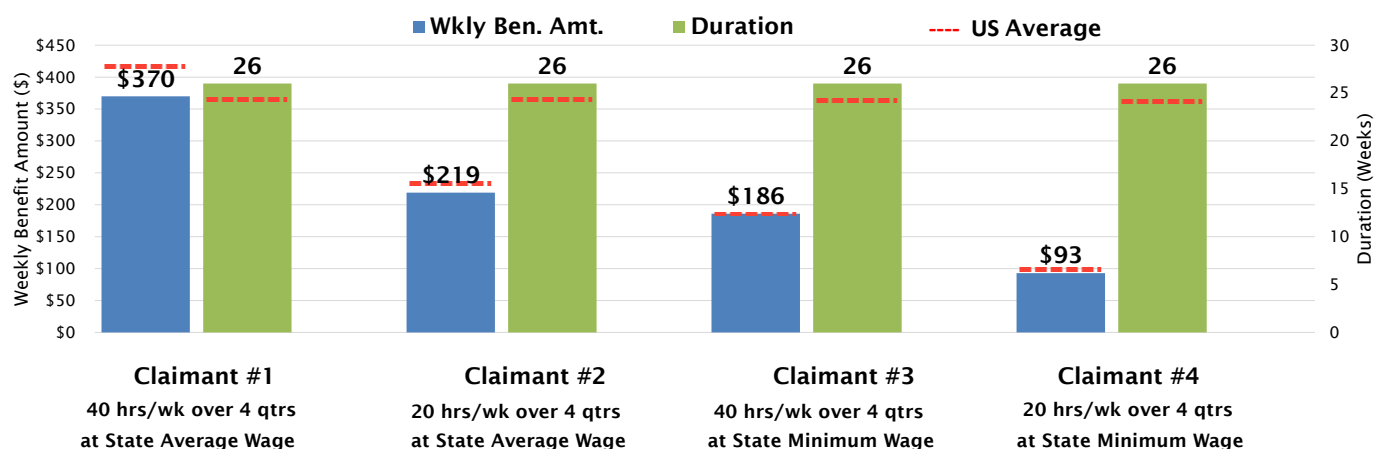


7) Average and Maximum Weekly Benefit as a Percent of Claimants' Wages

State Formulation for Weekly Benefit Amount As Percent of Prior Weekly Wages:	47%	State Maximum Weekly Benefit as % of State's Avg Weekly Wage:	40%
Recommended Standard ⁵ :	50%		67%

State Average of Individuals' Replacement Rate in 2018²: 31%

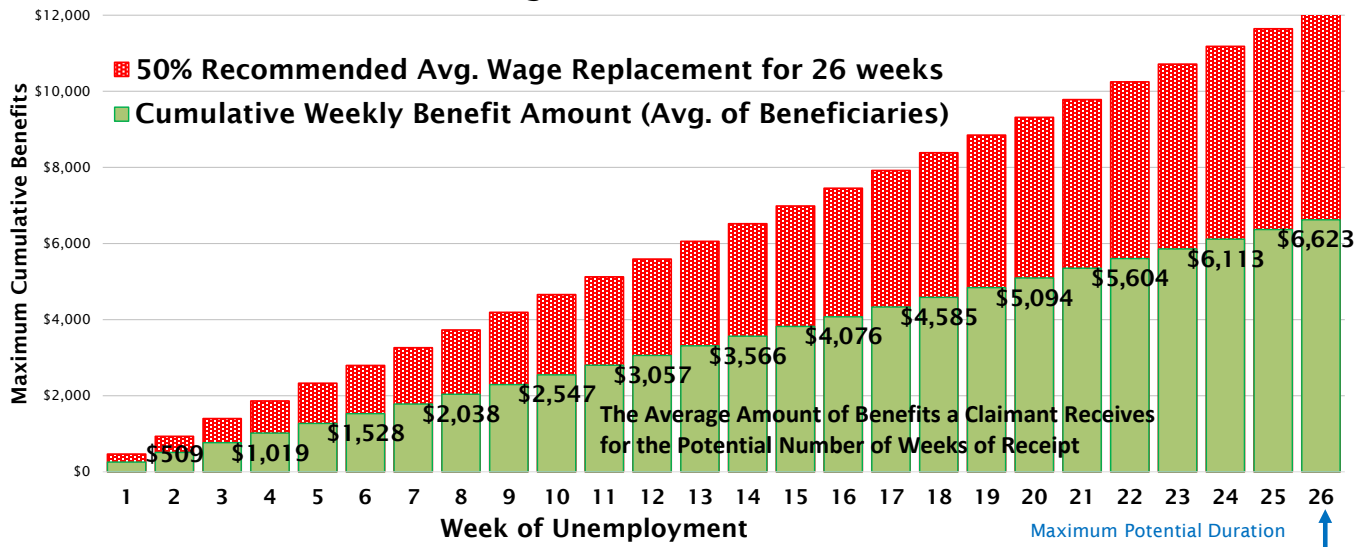
8) Estimated Weekly Benefit Amounts and Potential Duration of Representative Claimants⁶



Duration of Benefit Payments

9)

Cumulative Benefits Paid Per Claimant by Week of Unemployment (Average of All Beneficiaries)

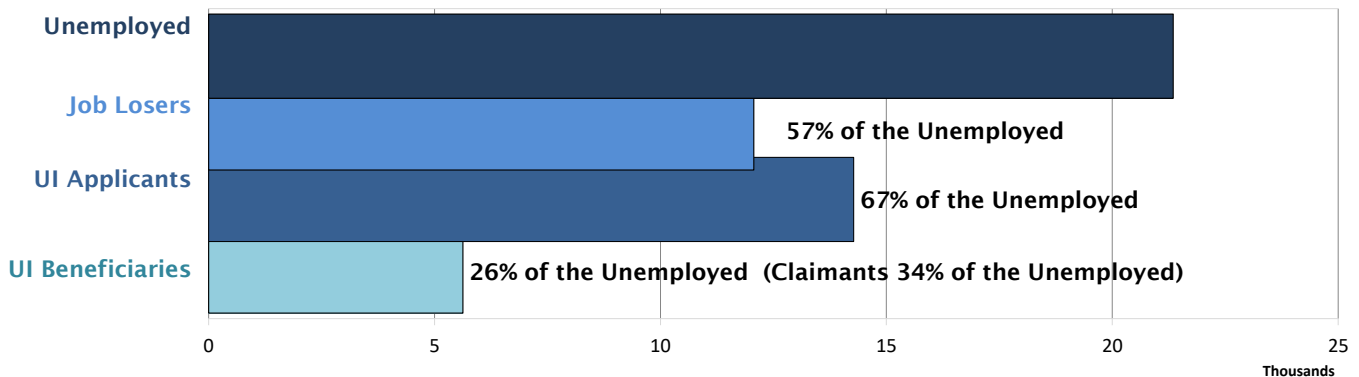


10)

State Actual Avg. UI Duration (weeks): 17

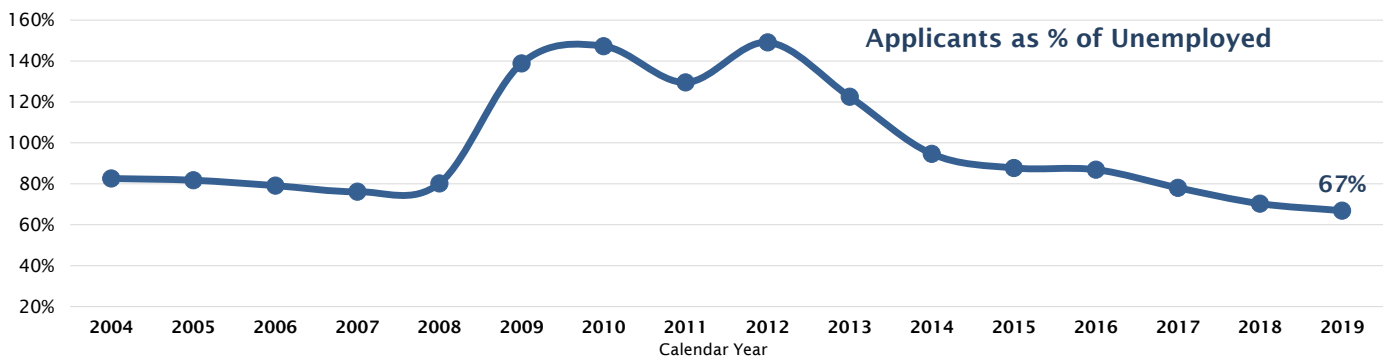
Application and Reciprocity

11) Application and Receipt of UI Benefits as a Proportion of the Unemployed



12)

State Historical Application Rate*



* Includes only Regular State UI program claims. Excludes Extended Benefits and Emergency Unemployment Compensation.

Footnote:

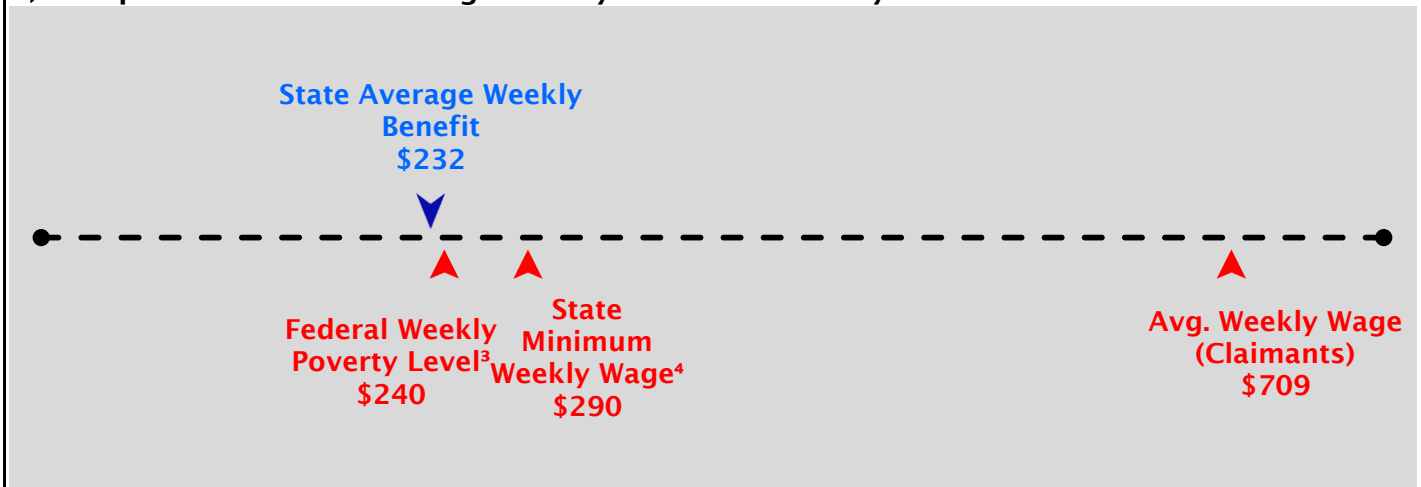
1. Formula for claimant's Weekly Benefit Amount is based on specified prior wage level, see Data Definitions item 1.
2. Average Weekly Benefit and Replacement Rate as measured from the state's Benefit Accuracy Measures (sampling) database for the year.
3. Yearly standard provided by the U.S. Department of Health and Human Services. See Data Definitions item 8.
4. State hourly minimum wage for 40 hours, as defined by state law - lowest of all state defined minimums. See Data Definitions item 8.
5. Advisory Council on Unemployment Compensation (1996) recommendation, 1995-22.
6. Representative Claimants chosen to display the range of benefits and duration does not include Dependents, see Data Definitions item 11.

Alabama 2019

State Benefit Payment Amounts

	<u>Without Dependents</u>	<u>With Dependents¹</u>
1) Minimum Weekly Benefit Amount:	\$45	N/A
2) Maximum Weekly Benefit Amount:	\$265	N/A
3) Maximum Potential Benefit Amount:	\$6,890	N/A
4) Minimum Duration (weeks):	15	15
5) Maximum Duration (weeks):	26	26

6) Comparison of State Average Weekly Benefit to Weekly Income Levels²



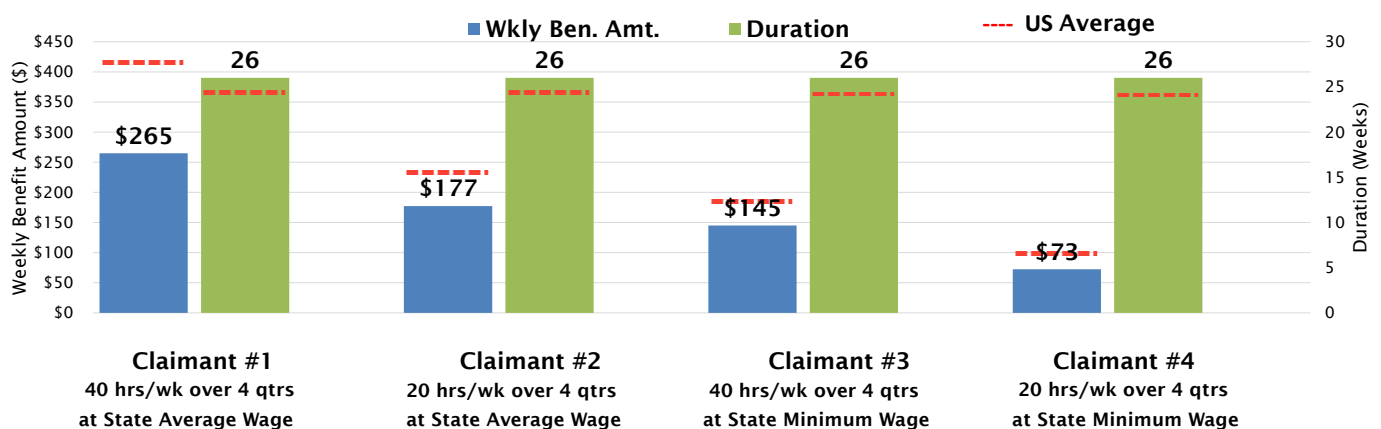
7) Average and Maximum Weekly Benefit as a Percent of Claimants' Wages

State Formulation for Weekly Benefit Amount As Percent of Prior Weekly Wages:	50%	State Maximum Weekly Benefit as % of State's Avg Weekly Wage:	37%
Recommended Standard ⁵ :	50%		67%

State Average of Individuals' Replacement Rate in 2018²: 38%

8)

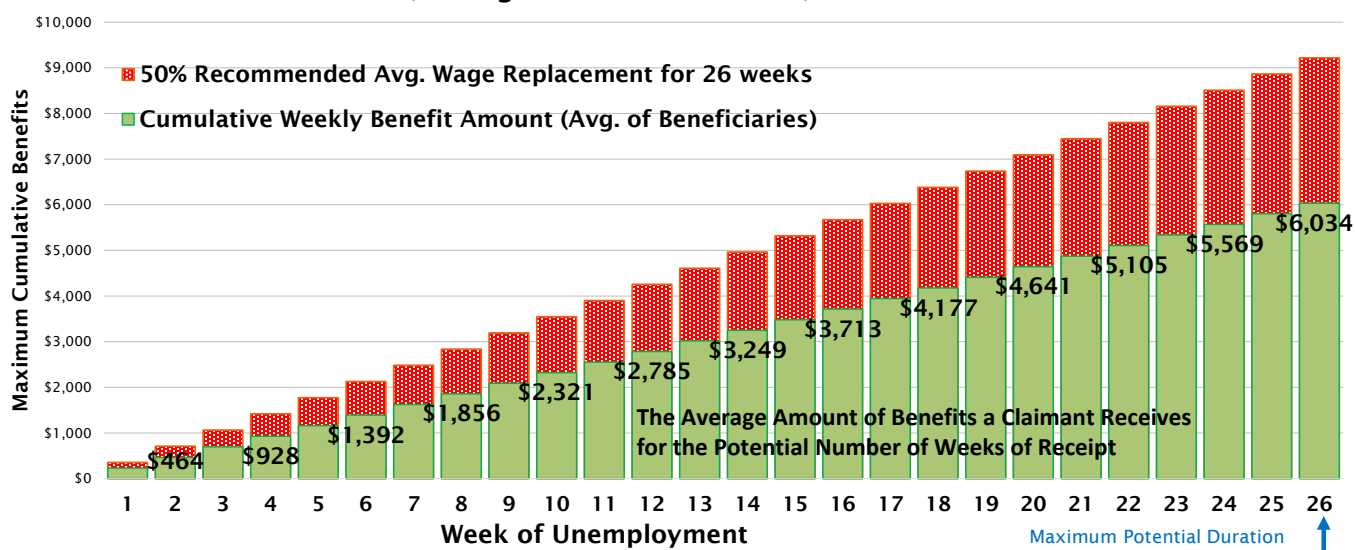
Estimated Weekly Benefit Amounts and Potential Duration of Representative Claimants⁶



Duration of Benefit Payments

9)

Cumulative Benefits Paid Per Claimant by Week of Unemployment (Average of All Beneficiaries)

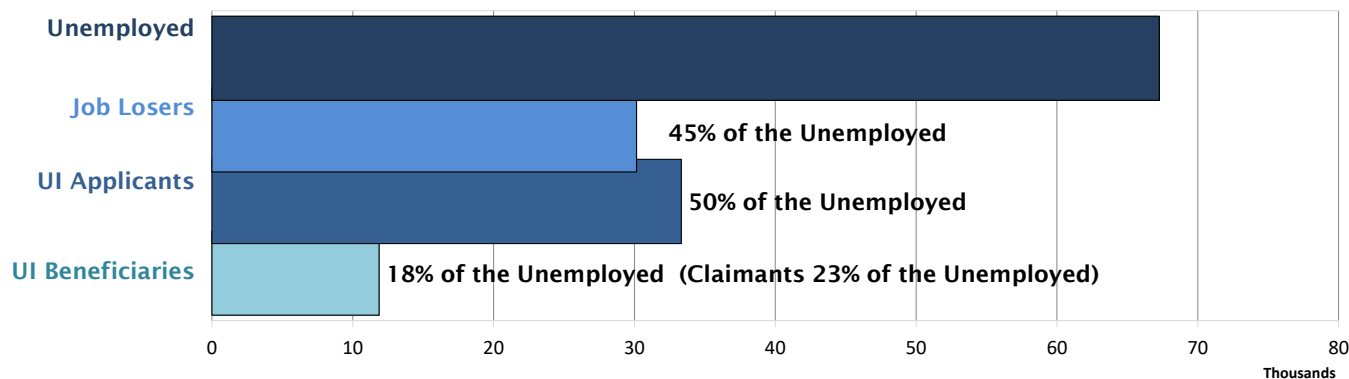


10)

State Actual Avg. UI Duration (weeks): 13

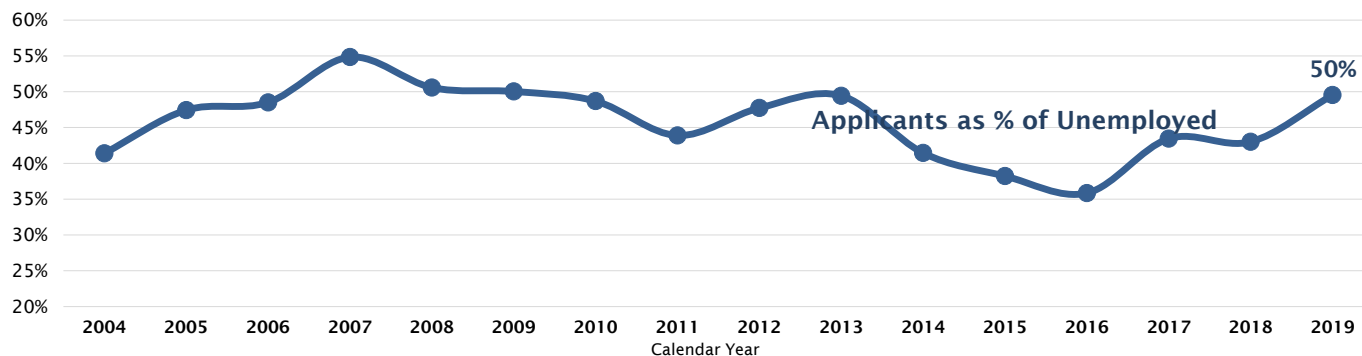
Application and Reciprocity

11) Application and Receipt of UI Benefits as a Proportion of the Unemployed



12)

State Historical Application Rate*



* Includes only Regular State UI program claims. Excludes Extended Benefits and Emergency Unemployment Compensation.

Footnote:

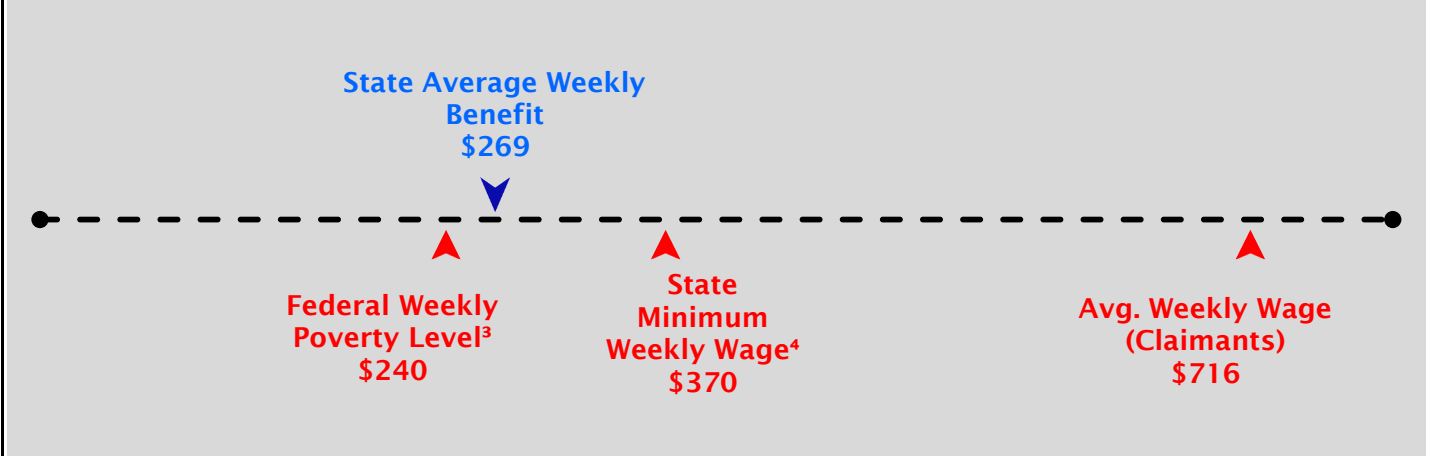
1. Dependents benefits represent the maximum amount a claimant may receive under the most number of dependents allowed.
2. Average Weekly Benefit and Replacement Rate as measured from the state's Benefit Accuracy Measures (sampling) database for the year.
3. Yearly standard provided by the U.S. Department of Health and Human Services. See Data Definitions item 8.
4. State hourly minimum wage for 40 hours, as defined by state law - lowest of all state defined minimums. See Data Definitions item 8.
5. Advisory Council on Unemployment Compensation (1996) recommendation, 1995-22.
6. Representative Claimants chosen to display the range of benefits and duration does not include Dependents, see Data Definitions item 11.

Arkansas 2019

State Benefit Payment Amounts

	<u>Without Dependents</u>	<u>With Dependents¹</u>
1) Minimum Weekly Benefit Amount:	\$81	N/A
2) Maximum Weekly Benefit Amount:	\$451	N/A
3) Maximum Potential Benefit Amount:	\$7,216	N/A
4) Minimum Duration (weeks):	9	9
5) Maximum Duration (weeks):	16	16

6) Comparison of State Average Weekly Benefit to Weekly Income Levels²



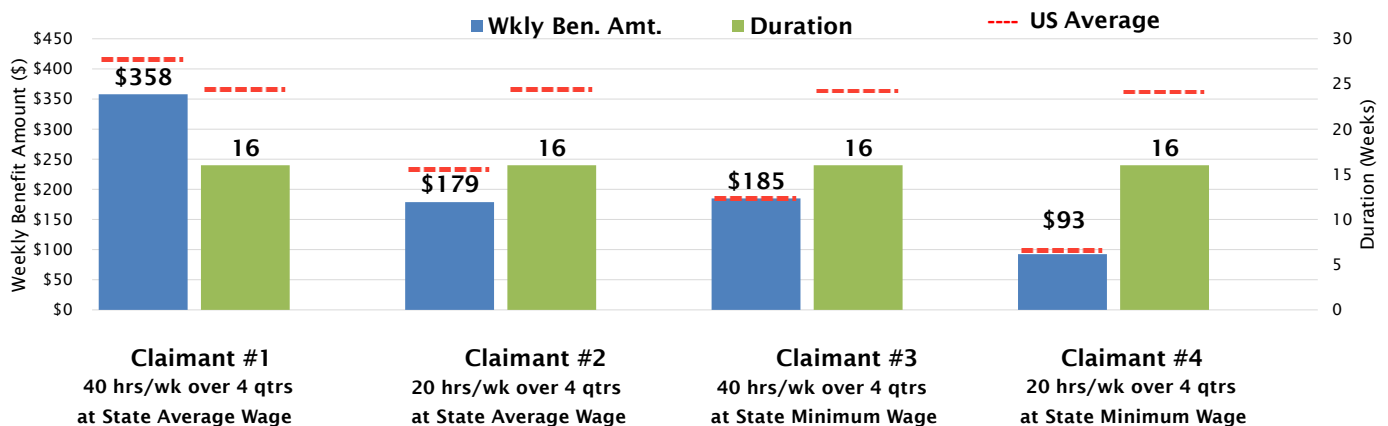
7) Average and Maximum Weekly Benefit as a Percent of Claimants' Wages

State Formulation for Weekly Benefit Amount As Percent of Prior Weekly Wages:	50%	State Maximum Weekly Benefit as % of State's Avg Weekly Wage:	63%
Recommended Standard ⁵ :	50%		67%

State Average of Individuals' Replacement Rate in 2018²: 40%

8)

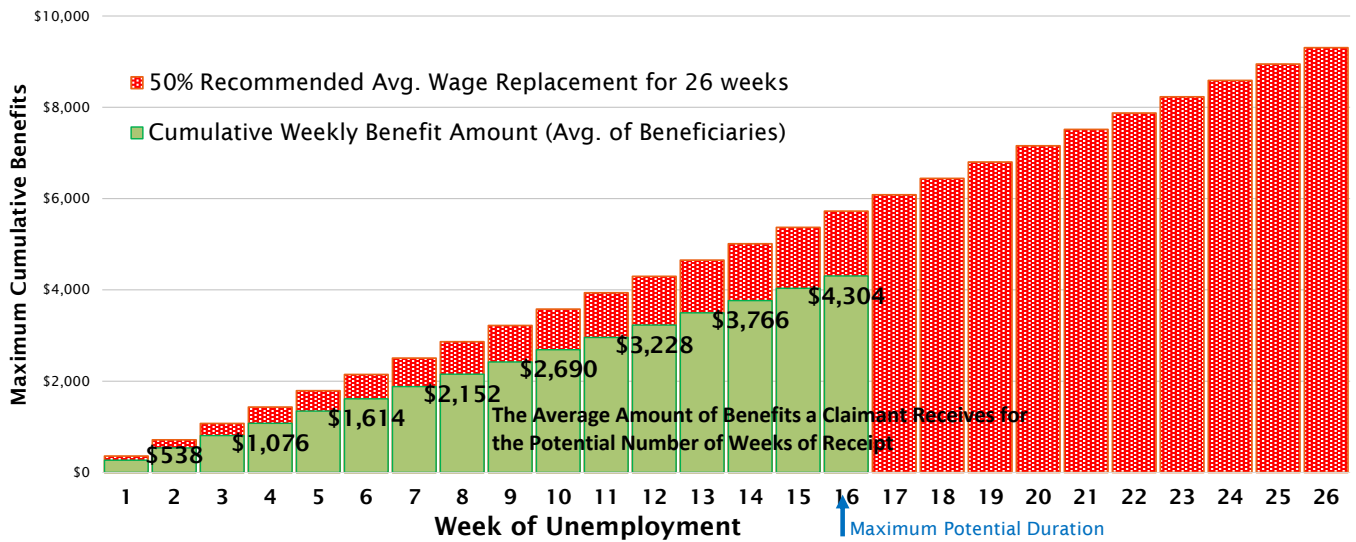
Estimated Weekly Benefit Amounts and Potential Duration of Representative Claimants⁶



Duration of Benefit Payments

9)

Cumulative Benefits Paid Per Claimant by Week of Unemployment (Average of All Beneficiaries)

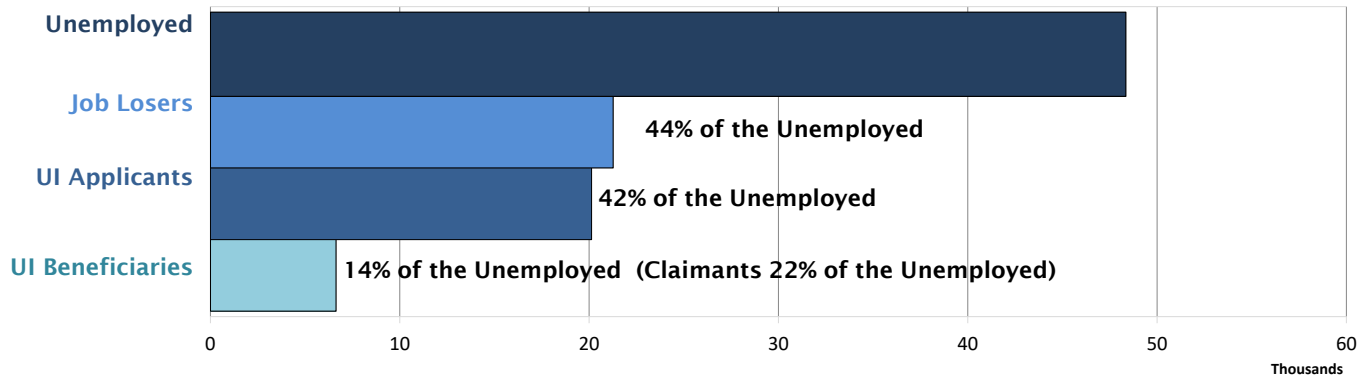


10)

2017 State Avg. UI Duration (weeks): 10

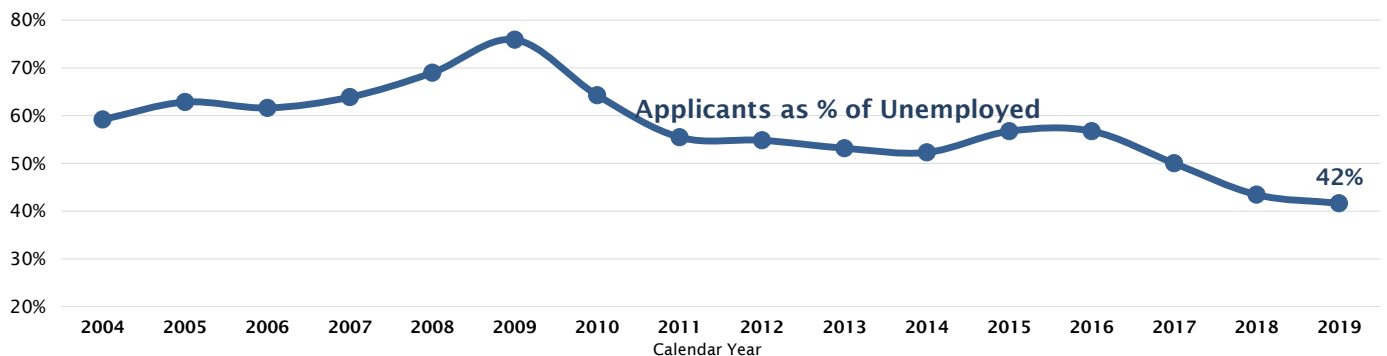
Application and Reciprocity

11) Application and Receipt of UI Benefits as a Proportion of the Unemployed



12)

State Historical Application Rate*



* Includes only Regular State UI program claims. Excludes Extended Benefits and Emergency Unemployment Compensation.

Footnote:

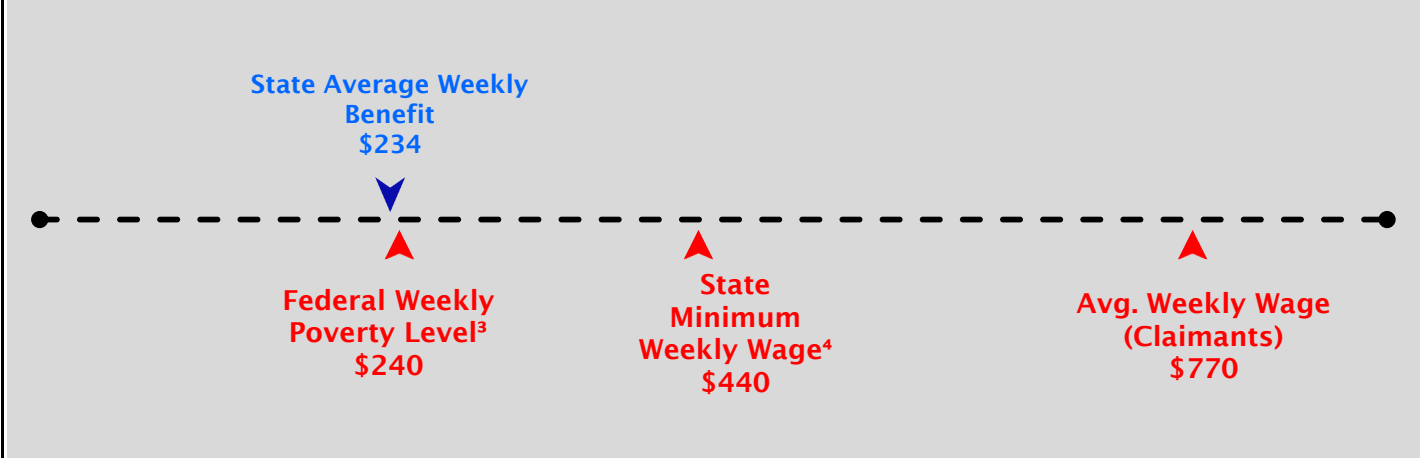
1. Dependents benefits represent the maximum amount a claimant may receive under the most number of dependents allowed.
2. Average Weekly Benefit and Replacement Rate as measured from the state's Benefit Accuracy Measures (sampling) database for the year.
3. Yearly standard provided by the U.S. Department of Health and Human Services. See Data Definitions item 8.
4. State hourly minimum wage for 40 hours, as defined by state law - lowest of all state defined minimums. See Data Definitions item 8.
5. Advisory Council on Unemployment Compensation (1996) recommendation, 1995-22.
6. Representative Claimants chosen to display the range of benefits and duration does not include Dependents, see Data Definitions item 11.

Arizona 2019

State Benefit Payment Amounts

	<u>Without Dependents</u>	<u>With Dependents¹</u>
1) Minimum Weekly Benefit Amount:	\$172	N/A
2) Maximum Weekly Benefit Amount:	\$240	N/A
3) Maximum Potential Benefit Amount:	\$6,240	N/A
4) Minimum Duration (weeks):	8	8
5) Maximum Duration (weeks):	26	26

6) Comparison of State Average Weekly Benefit to Weekly Income Levels²



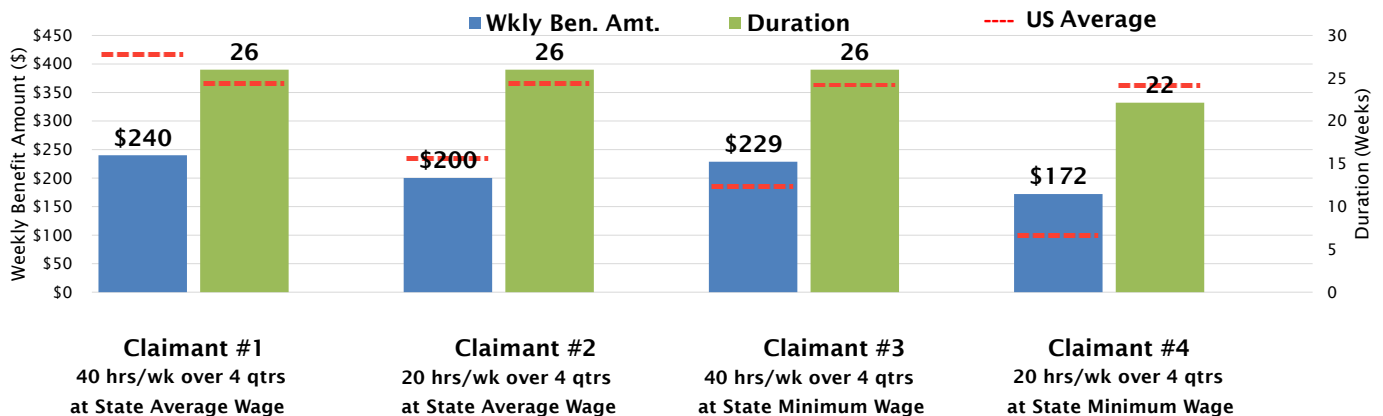
7) Average and Maximum Weekly Benefit as a Percent of Claimants' Wages

State Formulation for Weekly Benefit Amount As Percent of Prior Weekly Wages:	52%	State Maximum Weekly Benefit as % of State's Avg Weekly Wage:	31%
Recommended Standard ⁵ :	50%		67%

State Average of Individuals' Replacement Rate in 2018²: 37%

8)

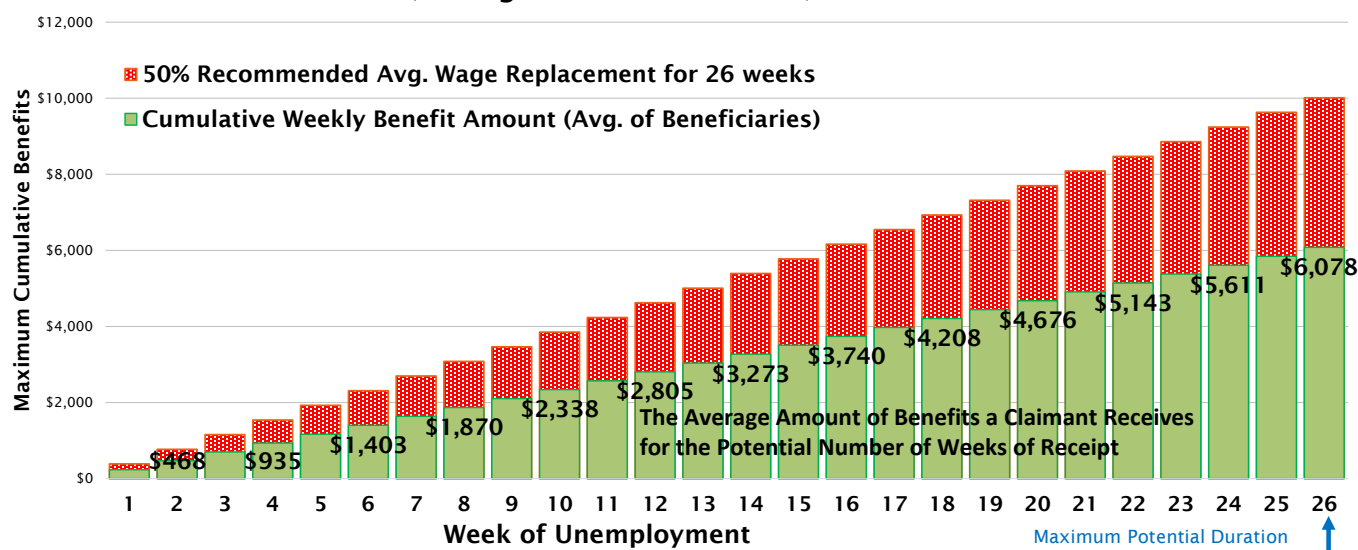
Estimated Weekly Benefit Amounts and Potential Duration of Representative Claimants⁶



Duration of Benefit Payments

9)

Cumulative Benefits Paid Per Claimant by Week of Unemployment (Average of All Beneficiaries)



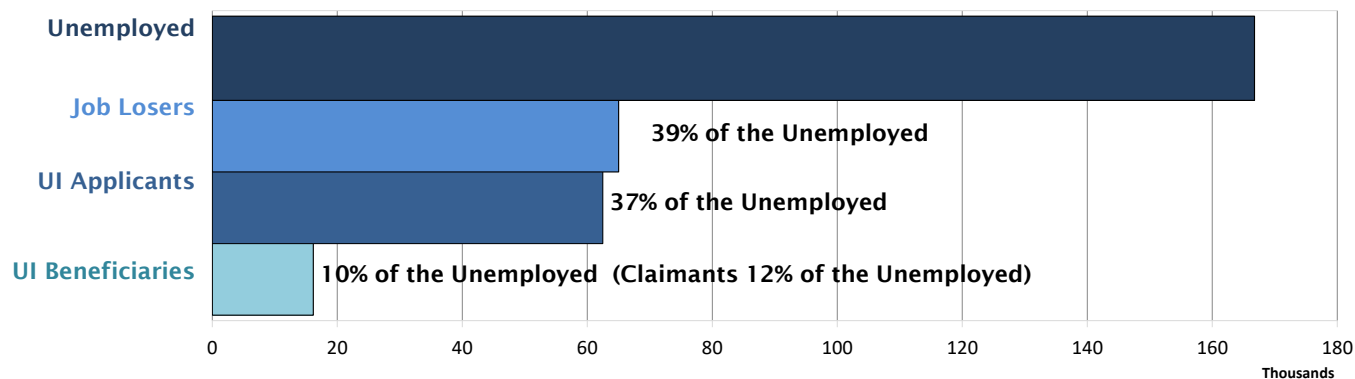
10)

State Actual Avg. UI Duration (weeks):

15

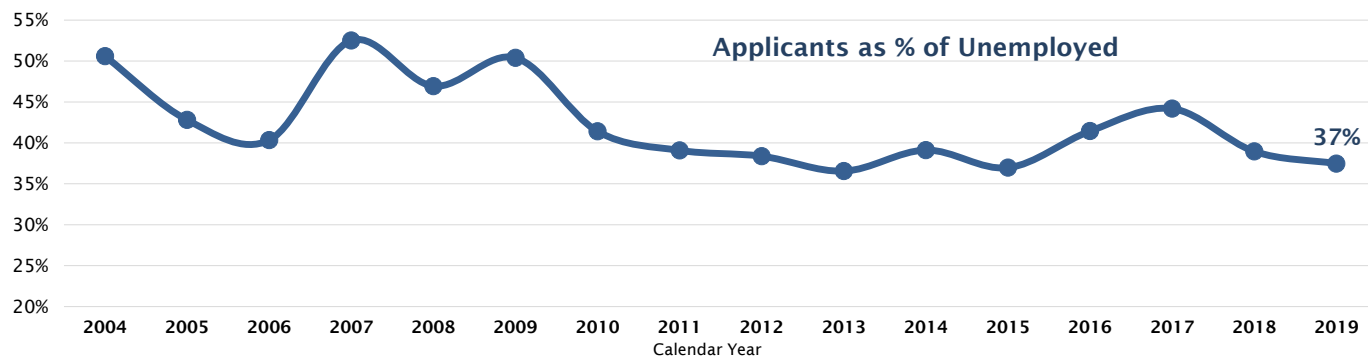
Application and Reciprocity

11) Application and Receipt of UI Benefits as a Proportion of the Unemployed



12)

State Historical Application Rate*



* Includes only Regular State UI program claims. Excludes Extended Benefits and Emergency Unemployment Compensation.

Footnote:

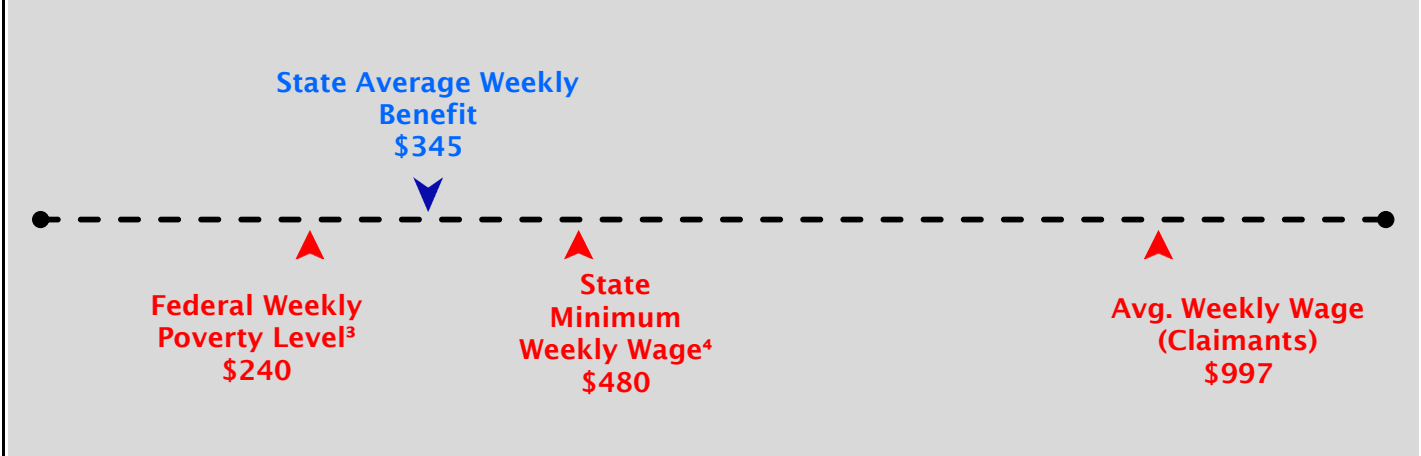
1. Dependents benefits represent the maximum amount a claimant may receive under the most number of dependents allowed.
2. Average Weekly Benefit and Replacement Rate as measured from the state's Benefit Accuracy Measures (sampling) database for the year.
3. Yearly standard provided by the U.S. Department of Health and Human Services. See Data Definitions item 8.
4. State hourly minimum wage for 40 hours, as defined by state law - lowest of all state defined minimums. See Data Definitions item 8.
5. Advisory Council on Unemployment Compensation (1996) recommendation, 1995-22.
6. Representative Claimants chosen to display the range of benefits and duration does not include Dependents, see Data Definitions item 11.

California 2019

State Benefit Payment Amounts

	<u>Without Dependents</u>	<u>With Dependents¹</u>
1) Minimum Weekly Benefit Amount:	\$40	N/A
2) Maximum Weekly Benefit Amount:	\$450	N/A
3) Maximum Potential Benefit Amount:	\$11,700	N/A
4) Minimum Duration (weeks):	14	14
5) Maximum Duration (weeks):	26	26

6) Comparison of State Average Weekly Benefit to Weekly Income Levels²

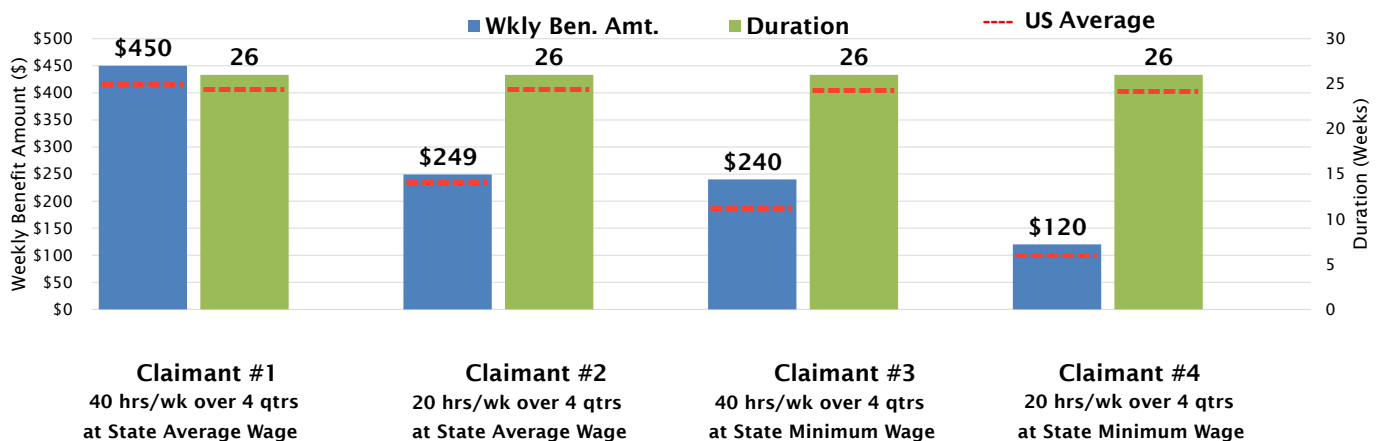


7) Average and Maximum Weekly Benefit as a Percent of Claimants' Wages

State Formulation for Weekly Benefit Amount As Percent of Prior Weekly Wages:	50%	State Maximum Weekly Benefit as % of State's Avg Weekly Wage:	45%
Recommended Standard ⁵ :	50%		67%

State Average of Individuals' Replacement Rate in 2018²: 44%

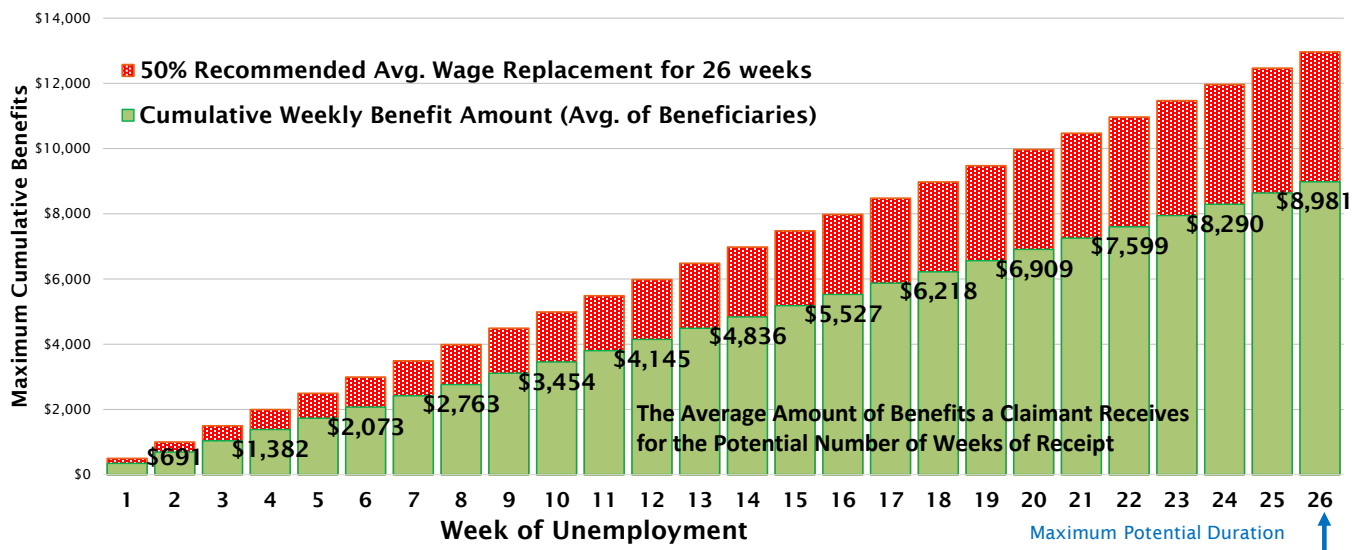
8) Estimated Weekly Benefit Amounts and Potential Duration of Representative Claimants⁶



Duration of Benefit Payments

9)

Cumulative Benefits Paid Per Claimant by Week of Unemployment (Average of All Beneficiaries)



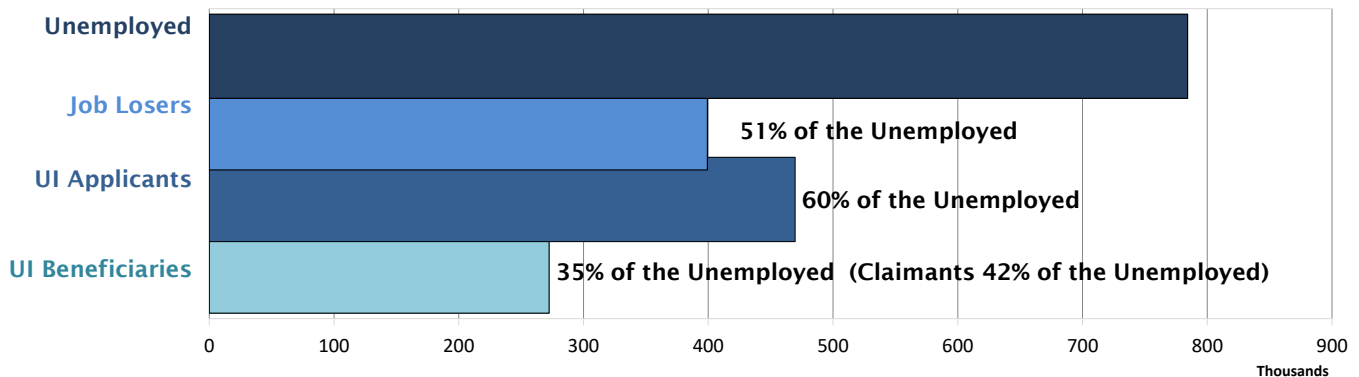
10)

State Actual Avg. UI Duration (weeks):

17

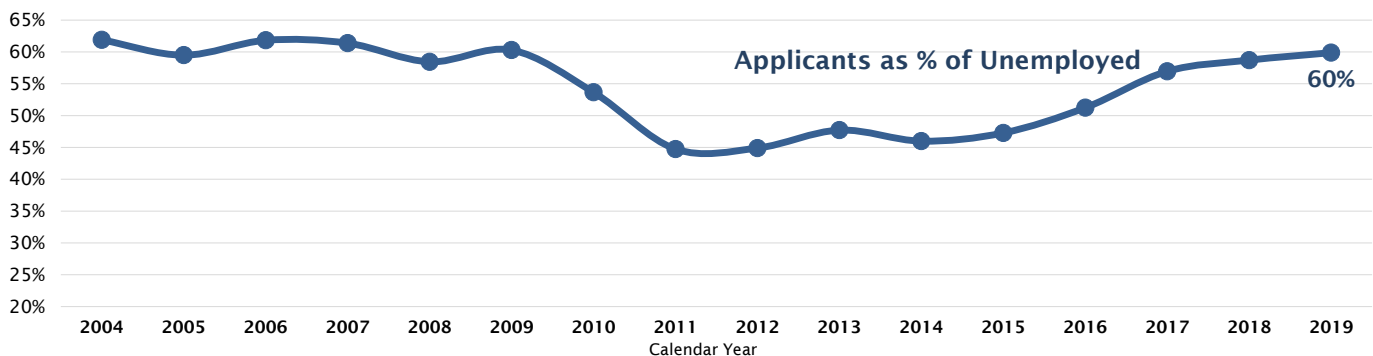
Application and Reciprocity

11) Application and Receipt of UI Benefits as a Proportion of the Unemployed



12)

State Historical Application Rate*



* Includes only Regular State UI program claims. Excludes Extended Benefits and Emergency Unemployment Compensation.

Footnote:

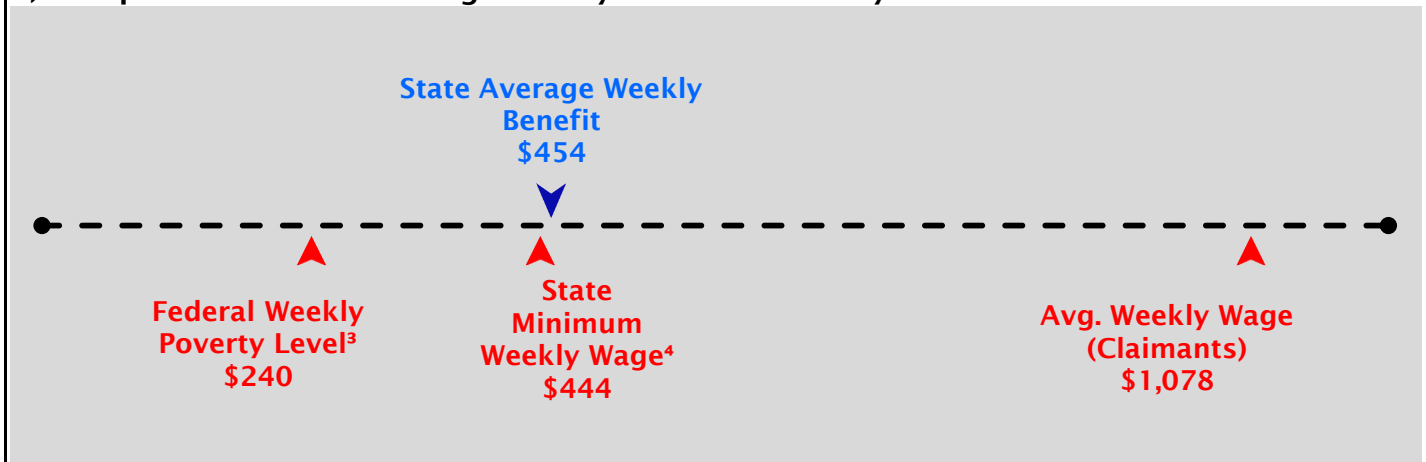
1. Dependents benefits represent the maximum amount a claimant may receive under the most number of dependents allowed.
2. Average Weekly Benefit and Replacement Rate as measured from the state's Benefit Accuracy Measures (sampling) database for the year.
3. Yearly standard provided by the U.S. Department of Health and Human Services. See Data Definitions item 8.
4. State hourly minimum wage for 40 hours, as defined by state law - lowest of all state defined minimums. See Data Definitions item 8.
5. Advisory Council on Unemployment Compensation (1996) recommendation, 1995-22.
6. Representative Claimants chosen to display the range of benefits and duration does not include Dependents, see Data Definitions item 11.

Colorado 2019

State Benefit Payment Amounts

	<u>Without Dependents</u>	<u>With Dependents¹</u>
1) Minimum Weekly Benefit Amount:	\$25	N/A
2) Maximum Weekly Benefit Amount:	\$542	\$573
3) Maximum Potential Benefit Amount:	\$14,092	N/A
4) Minimum Duration (weeks):	13	13
5) Maximum Duration (weeks):	26	26

6) Comparison of State Average Weekly Benefit to Weekly Income Levels²



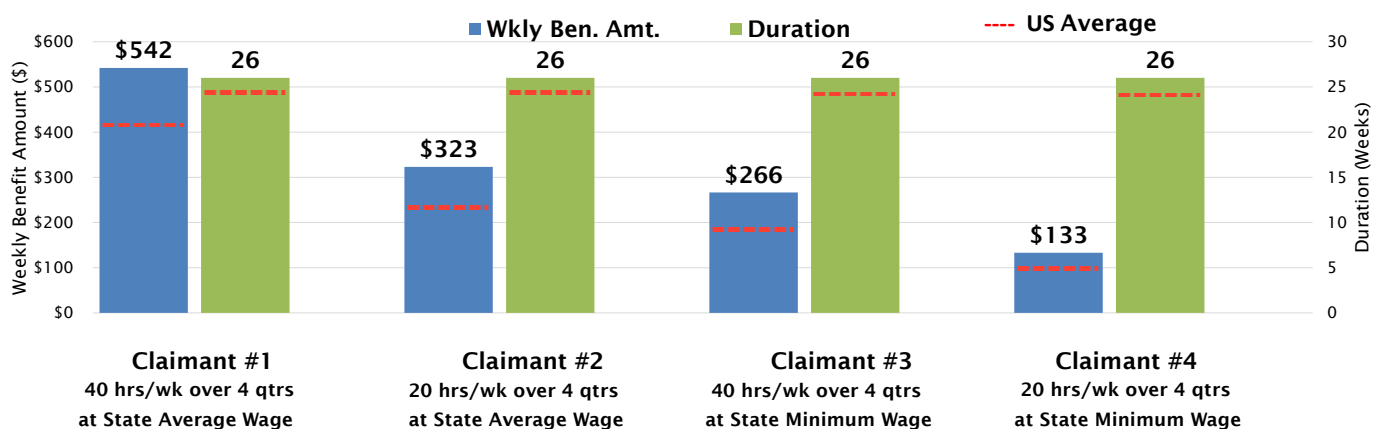
7) Average and Maximum Weekly Benefit as a Percent of Claimants' Wages

State Formulation for Weekly Benefit Amount As Percent of Prior Weekly Wages:	60%	State Maximum Weekly Benefit as % of State's Avg Weekly Wage:	50%
Recommended Standard ⁵ :	50%		67%

State Average of Individuals' Replacement Rate in 2018²: 48%

8)

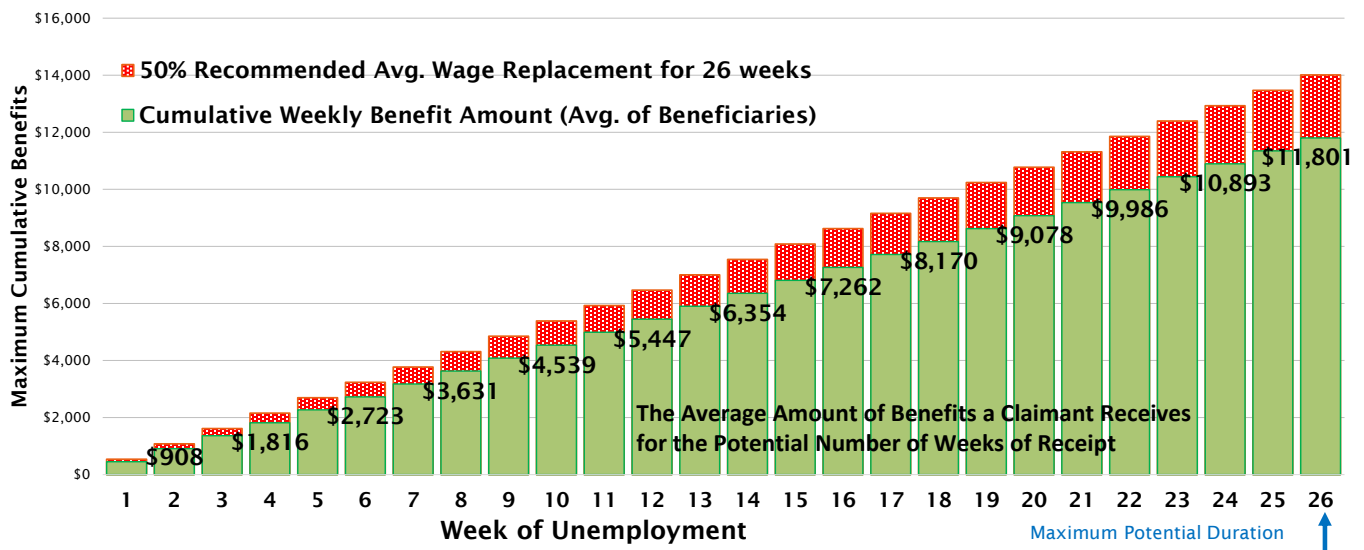
Estimated Weekly Benefit Amounts and Potential Duration of Representative Claimants⁶



Duration of Benefit Payments

9)

Cumulative Benefits Paid Per Claimant by Week of Unemployment (Average of All Beneficiaries)

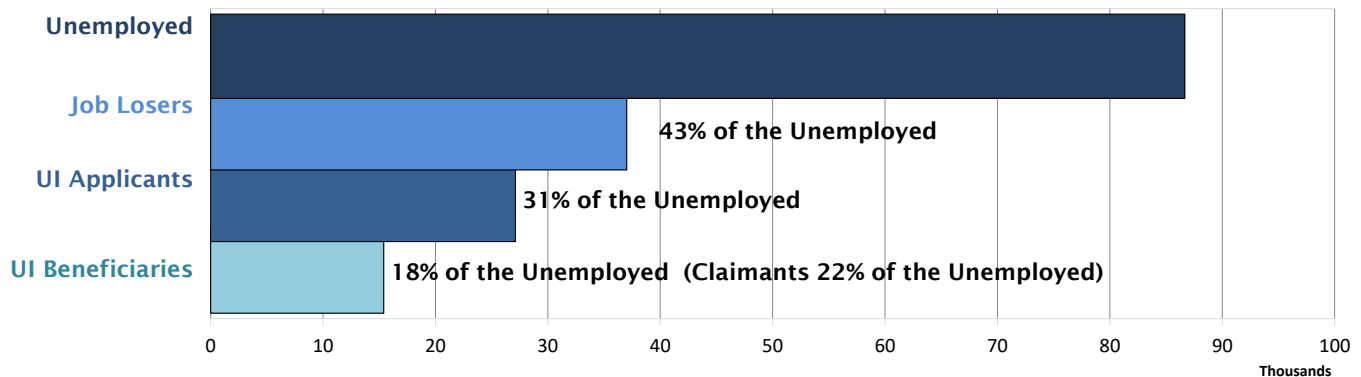


10)

State Actual Avg. UI Duration (weeks): 14

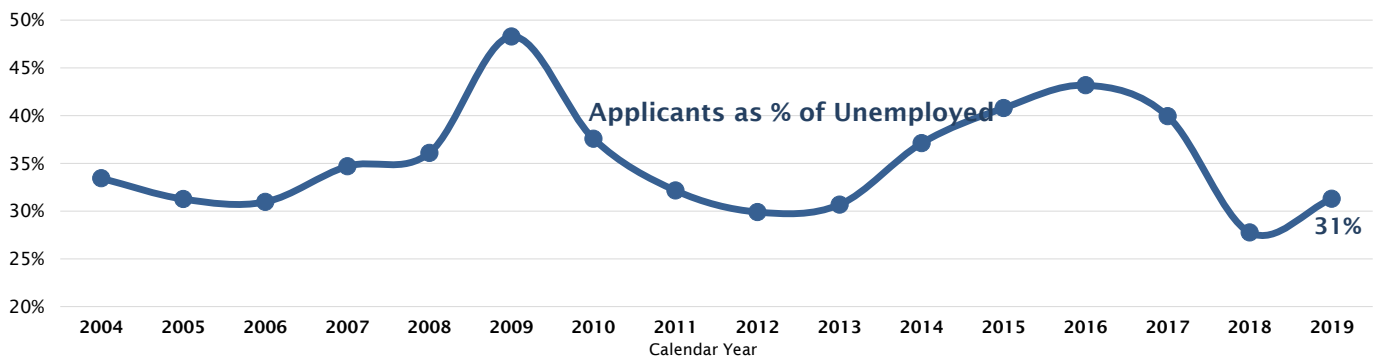
Application and Reciprocity

11) Application and Receipt of UI Benefits as a Proportion of the Unemployed



12)

State Historical Application Rate*



* Includes only Regular State UI program claims. Excludes Extended Benefits and Emergency Unemployment Compensation.

Footnote:

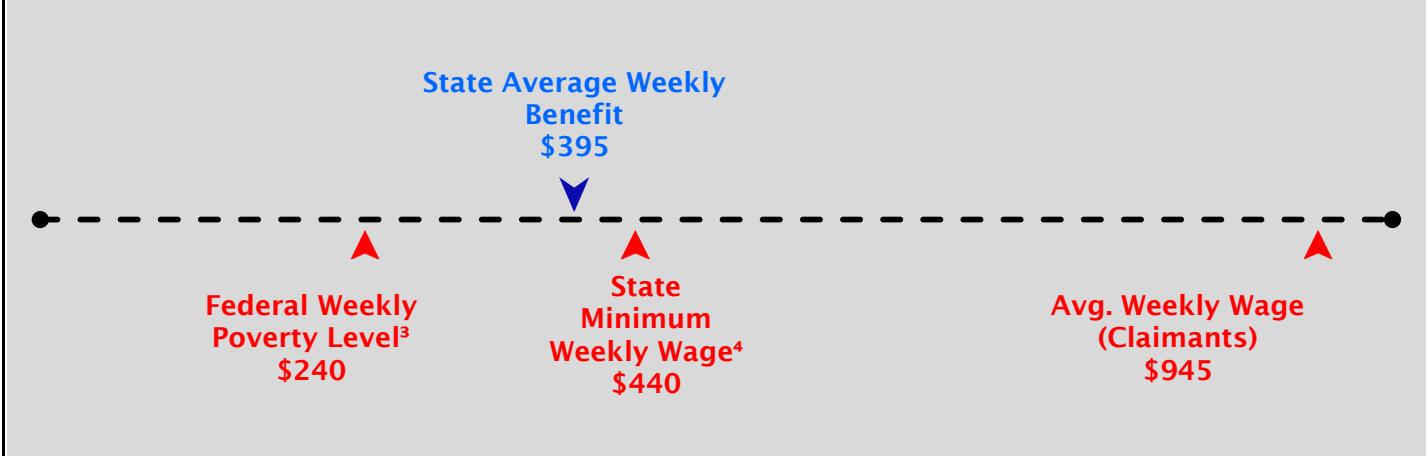
1. Dependents benefits represent the maximum amount a claimant may receive under the most number of dependents allowed.
2. Average Weekly Benefit and Replacement Rate as measured from the state's Benefit Accuracy Measures (sampling) database for the year.
3. Yearly standard provided by the U.S. Department of Health and Human Services. See Data Definitions item 8.
4. State hourly minimum wage for 40 hours, as defined by state law - lowest of all state defined minimums. See Data Definitions item 8.
5. Advisory Council on Unemployment Compensation (1996) recommendation, 1995-22.
6. Representative Claimants chosen to display the range of benefits and duration does not include Dependents, see Data Definitions item 11.

Connecticut 2019

State Benefit Payment Amounts

	<u>Without Dependents</u>	<u>With Dependents¹</u>
1) Minimum Weekly Benefit Amount:	\$15	\$30
2) Maximum Weekly Benefit Amount:	\$631	\$706
3) Maximum Potential Benefit Amount:	\$16,406	\$18,356
4) Minimum Duration (weeks):	26	26
5) Maximum Duration (weeks):	26	26

6) Comparison of State Average Weekly Benefit to Weekly Income Levels²



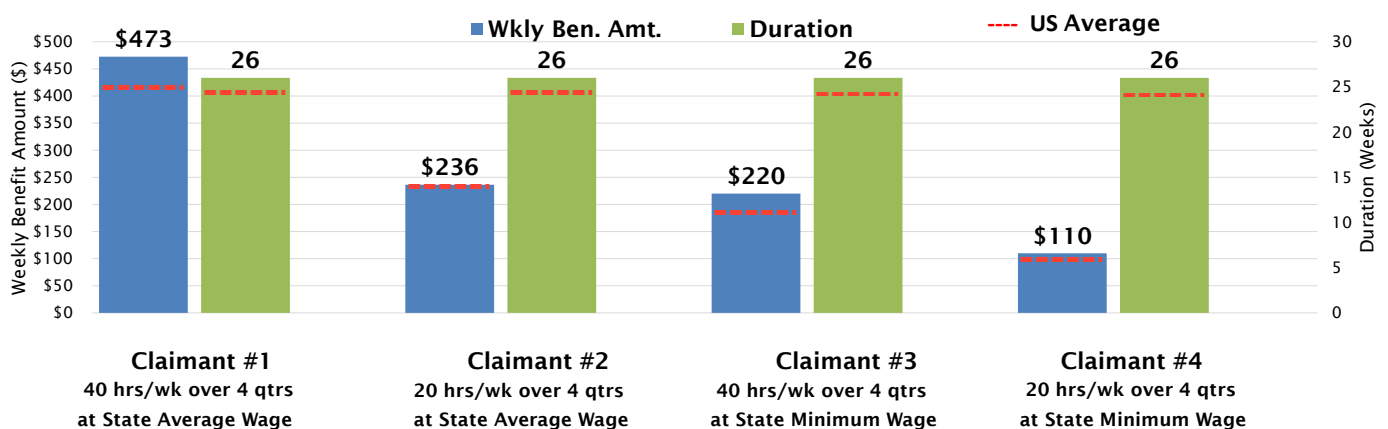
7) Average and Maximum Weekly Benefit as a Percent of Claimants' Wages

State Formulation for Weekly Benefit Amount As Percent of Prior Weekly Wages:	50%	State Maximum Weekly Benefit as % of State's Avg Weekly Wage:	67%
Recommended Standard ⁵ :	50%		67%

State Average of Individuals' Replacement Rate in 2018²: 45%

8)

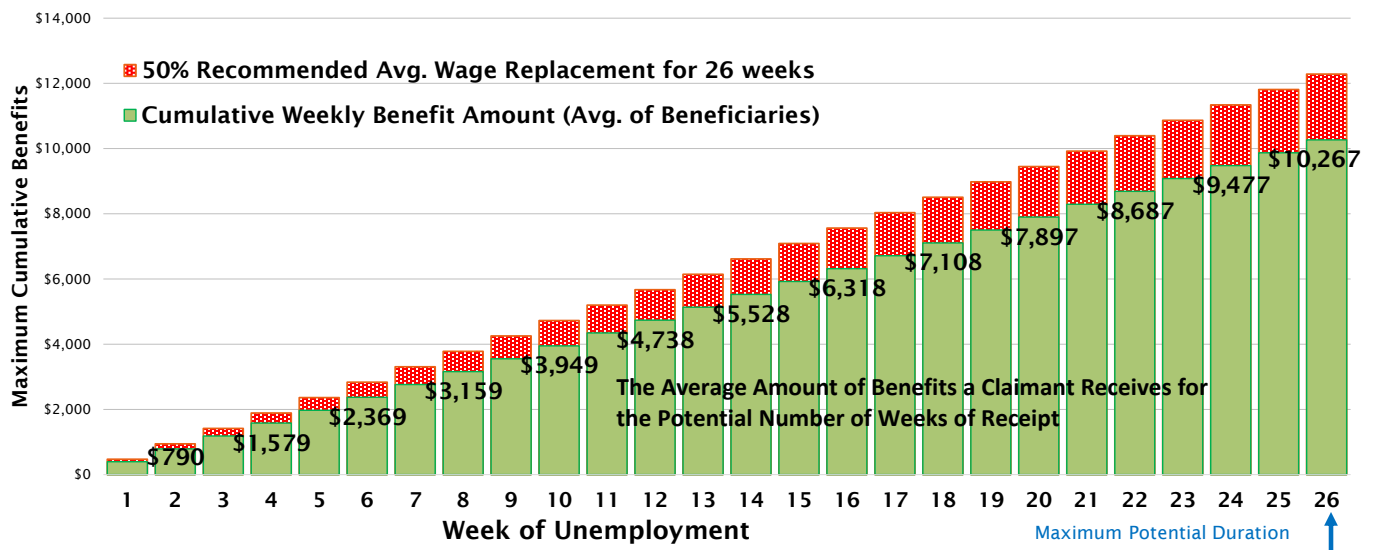
Estimated Weekly Benefit Amounts and Potential Duration of Representative Claimants⁶



Duration of Benefit Payments

9)

Cumulative Benefits Paid Per Claimant by Week of Unemployment (Average of All Beneficiaries)

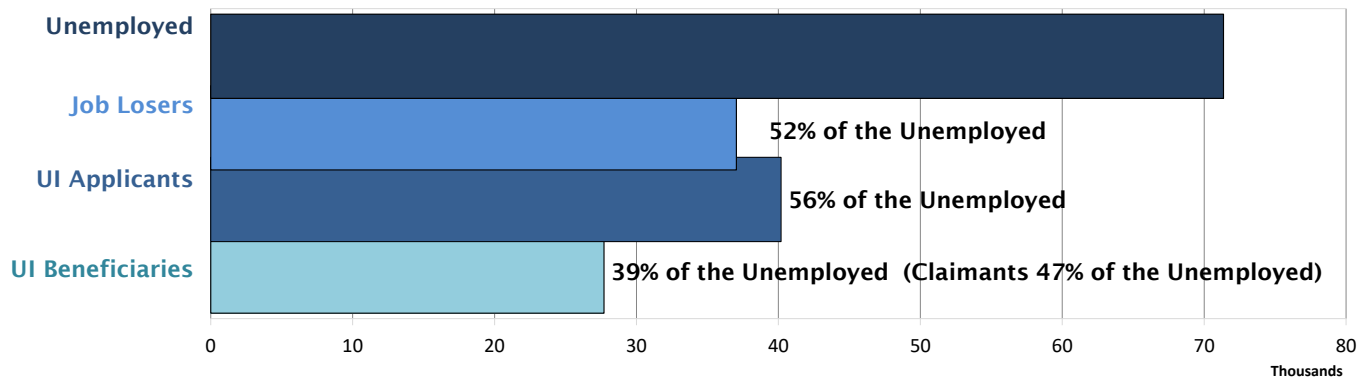


10)

State Actual Avg. UI Duration (weeks): 16

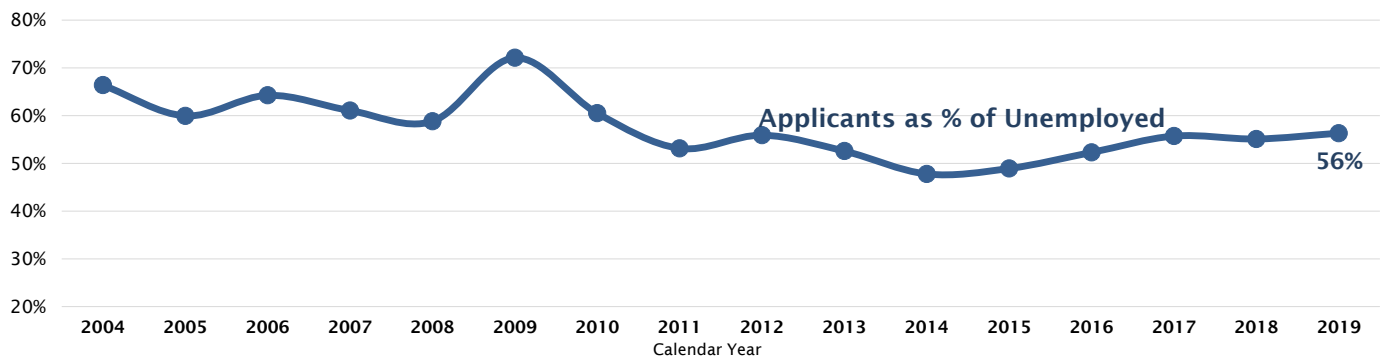
Application and Reciprocity

11) Application and Receipt of UI Benefits as a Proportion of the Unemployed



12)

State Historical Application Rate*



* Includes only Regular State UI program claims. Excludes Extended Benefits and Emergency Unemployment Compensation.

Footnote:

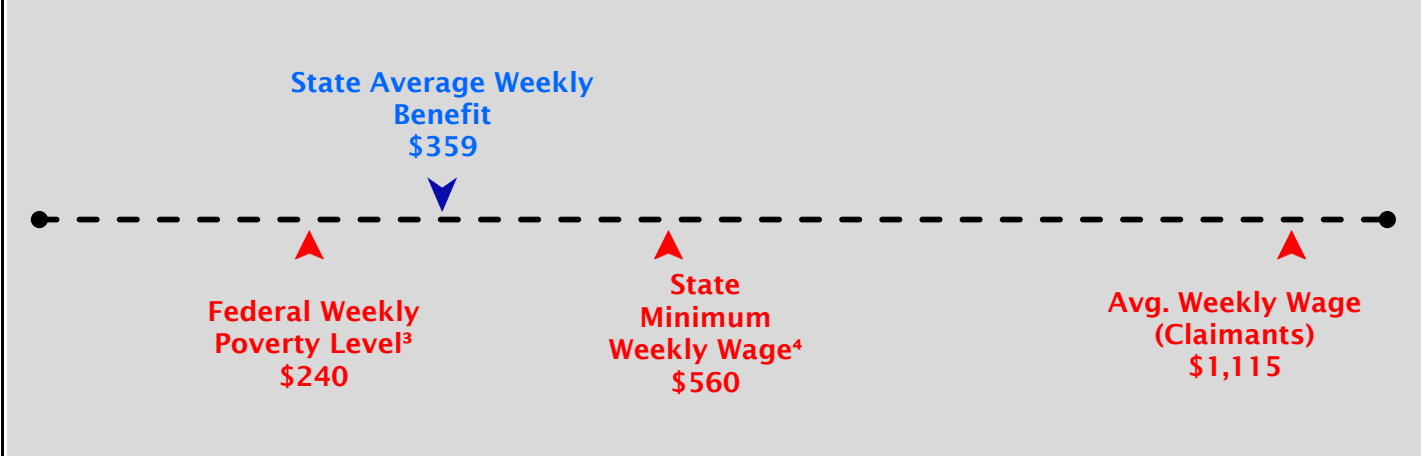
1. Dependents benefits represent the maximum amount a claimant may receive under the most number of dependents allowed.
2. Average Weekly Benefit and Replacement Rate as measured from the state's Benefit Accuracy Measures (sampling) database for the year.
3. Yearly standard provided by the U.S. Department of Health and Human Services. See Data Definitions item 8.
4. State hourly minimum wage for 40 hours, as defined by state law - lowest of all state defined minimums. See Data Definitions item 8.
5. Advisory Council on Unemployment Compensation (1996) recommendation, 1995-22.
6. Representative Claimants chosen to display the range of benefits and duration does not include Dependents, see Data Definitions item 11.

District of Columbia 2019

State Benefit Payment Amounts

	<u>Without Dependents</u>	<u>With Dependents¹</u>
1) Minimum Weekly Benefit Amount:	\$50	N/A
2) Maximum Weekly Benefit Amount:	\$438	N/A
3) Maximum Potential Benefit Amount:	\$11,388	N/A
4) Minimum Duration (weeks):	26	26
5) Maximum Duration (weeks):	26	26

6) Comparison of State Average Weekly Benefit to Weekly Income Levels²



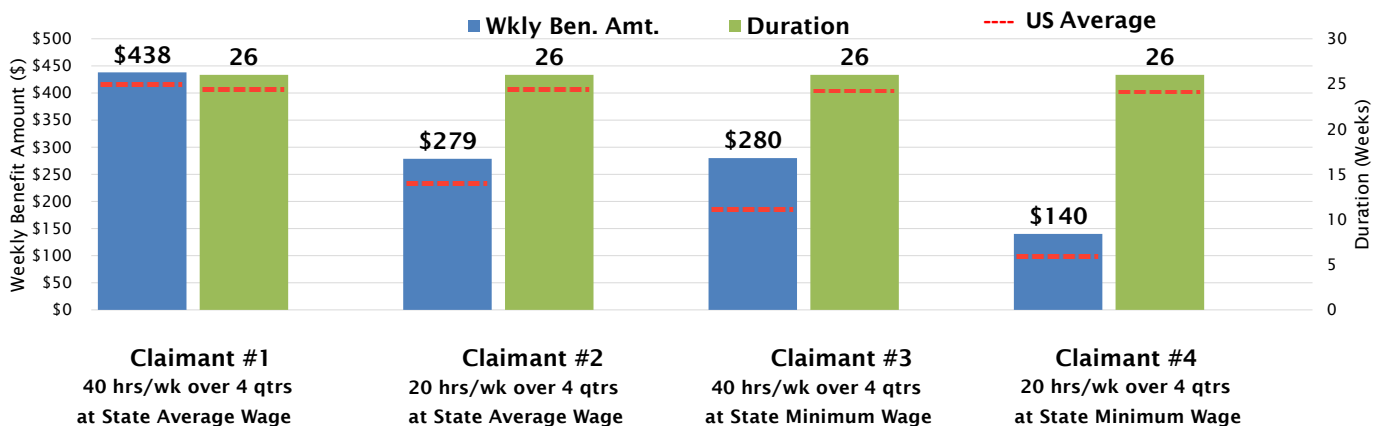
7) Average and Maximum Weekly Benefit as a Percent of Claimants' Wages

State Formulation for Weekly Benefit Amount As Percent of Prior Weekly Wages:	50%	State Maximum Weekly Benefit as % of State's Avg Weekly Wage:	39%
Recommended Standard ⁵ :	50%		67%

State Average of Individuals' Replacement Rate in 2018²: 39%

8)

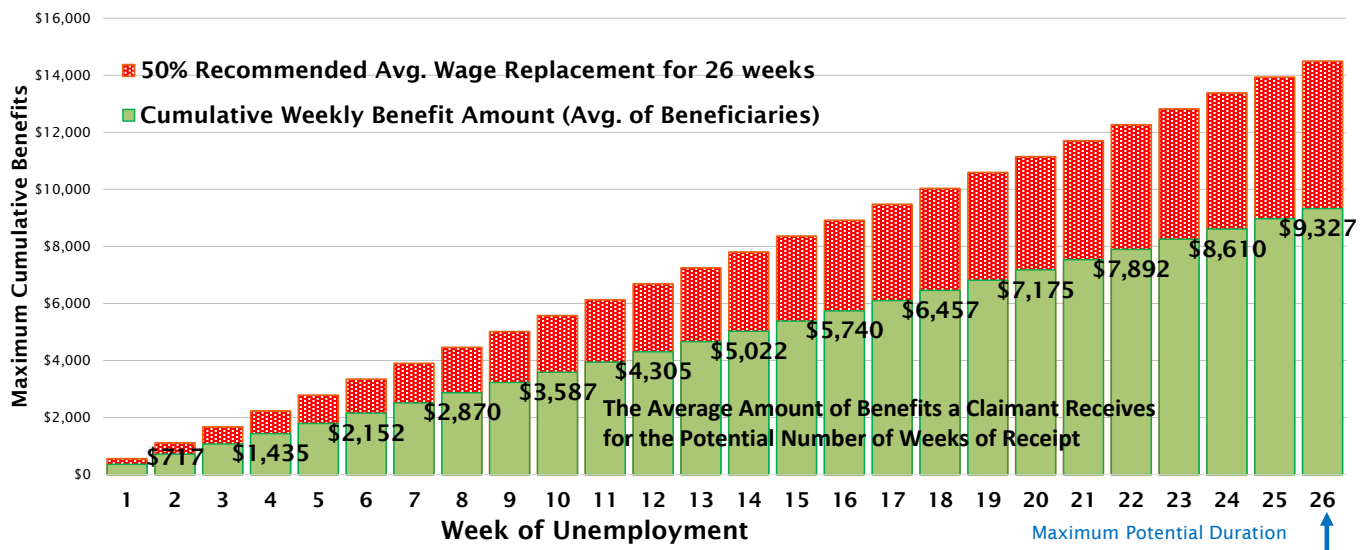
Estimated Weekly Benefit Amounts and Potential Duration of Representative Claimants⁶



Duration of Benefit Payments

9)

Cumulative Benefits Paid Per Claimant by Week of Unemployment (Average of All Beneficiaries)

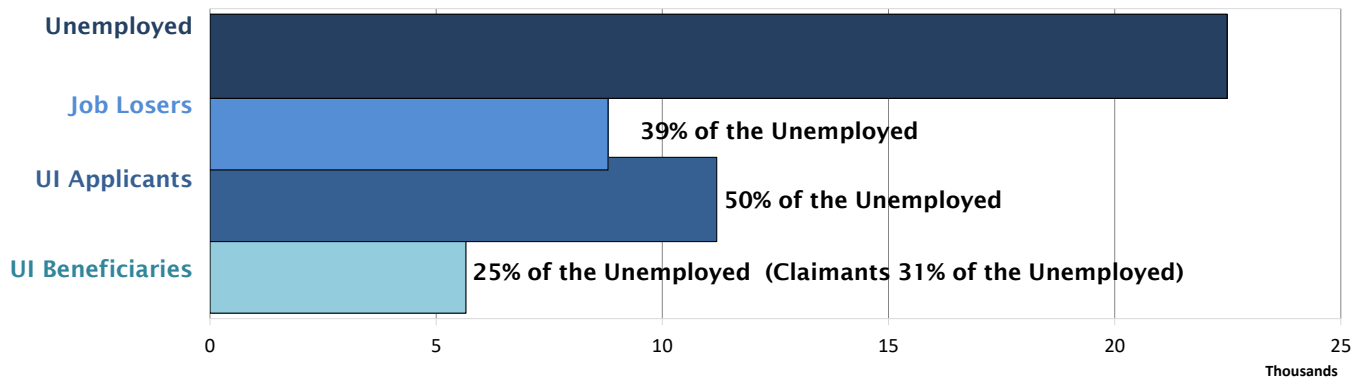


10)

State Actual Avg. UI Duration (weeks): 17

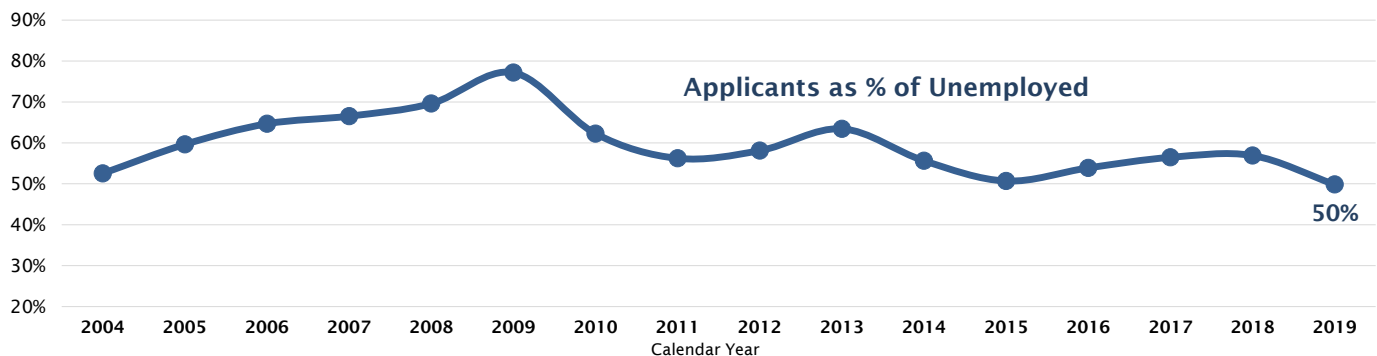
Application and Reciprocity

11) Application and Receipt of UI Benefits as a Proportion of the Unemployed



12)

State Historical Application Rate*



* Includes only Regular State UI program claims. Excludes Extended Benefits and Emergency Unemployment Compensation.

Footnote:

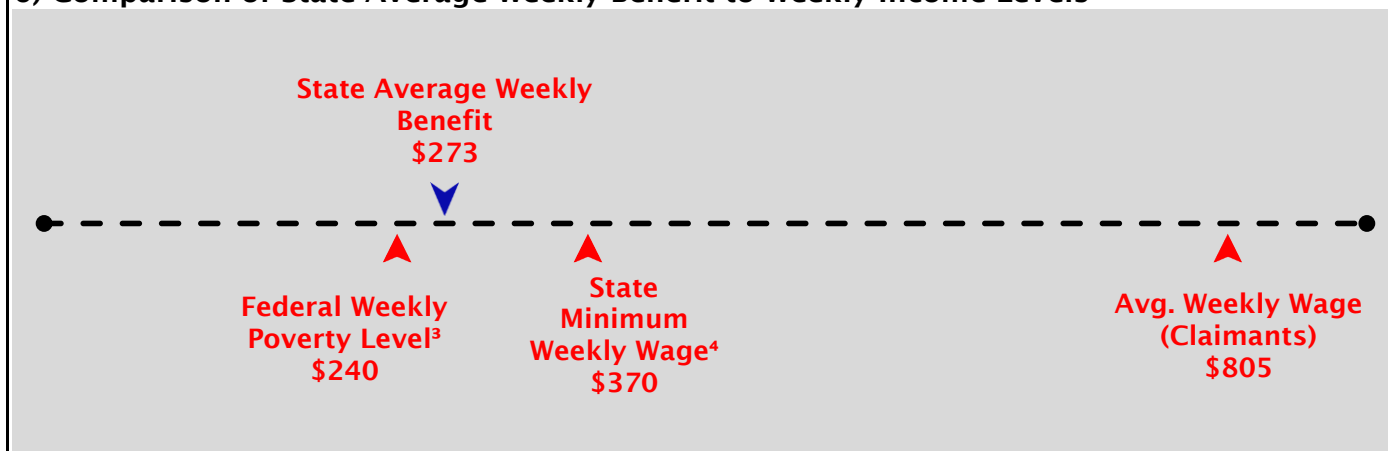
1. Dependents benefits represent the maximum amount a claimant may receive under the most number of dependents allowed.
2. Average Weekly Benefit and Replacement Rate as measured from the state's Benefit Accuracy Measures (sampling) database for the year.
3. Yearly standard provided by the U.S. Department of Health and Human Services. See Data Definitions item 8.
4. State hourly minimum wage for 40 hours, as defined by state law - lowest of all state defined minimums. See Data Definitions item 8.
5. Advisory Council on Unemployment Compensation (1996) recommendation, 1995-22.
6. Representative Claimants chosen to display the range of benefits and duration does not include Dependents, see Data Definitions item 11.

Delaware 2019

State Benefit Payment Amounts

	Without Dependents	With Dependents ¹
1) Minimum Weekly Benefit Amount:	\$20	N/A
2) Maximum Weekly Benefit Amount:	\$330	N/A
3) Maximum Potential Benefit Amount:	\$8,580	N/A
4) Minimum Duration (weeks):	24	24
5) Maximum Duration (weeks):	26	26

6) Comparison of State Average Weekly Benefit to Weekly Income Levels²



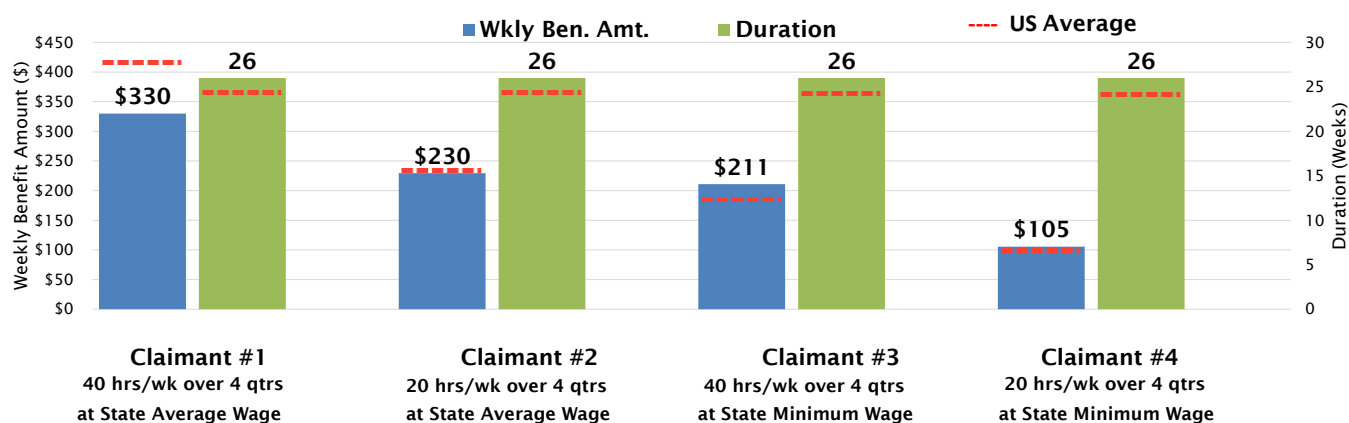
7) Average and Maximum Weekly Benefit as a Percent of Claimants' Wages

State Formulation for Weekly Benefit Amount As Percent of Prior Weekly Wages:	57%	State Maximum Weekly Benefit as % of State's Avg Weekly Wage:	41%
Recommended Standard ⁵ :	50%		67%

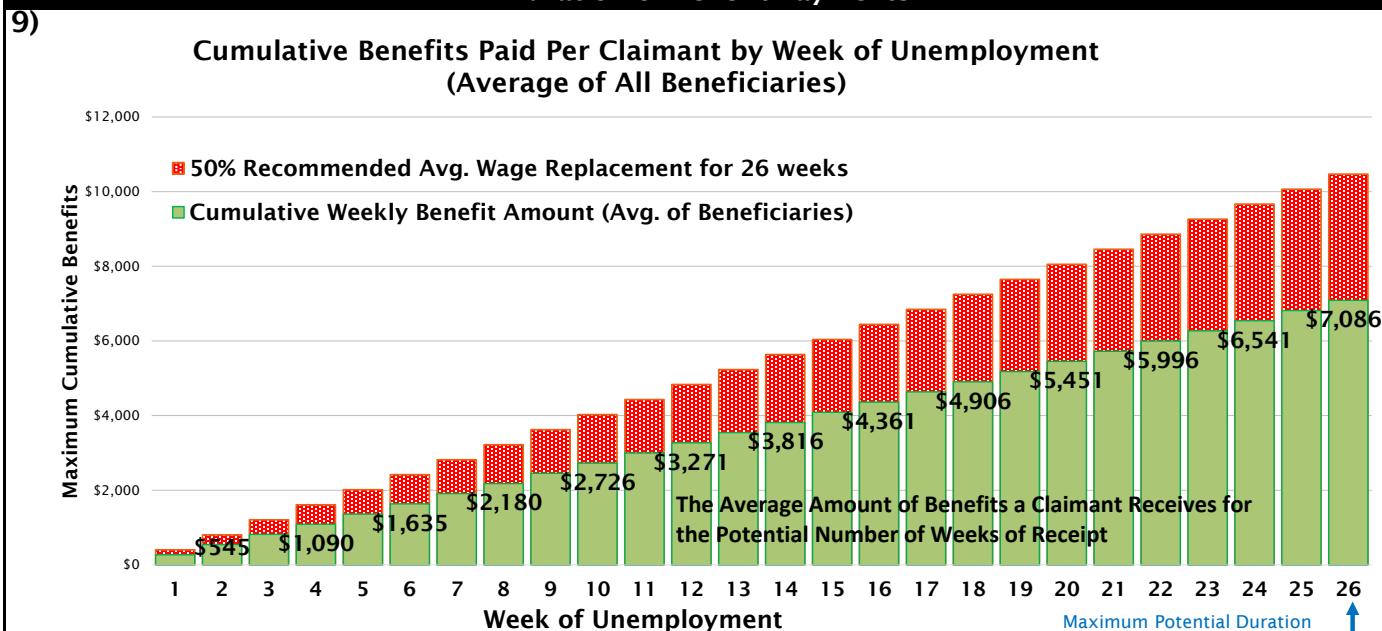
State Average of Individuals' Replacement Rate in 2018²: 39%

8)

Estimated Weekly Benefit Amounts and Potential Duration of Representative Claimants⁶



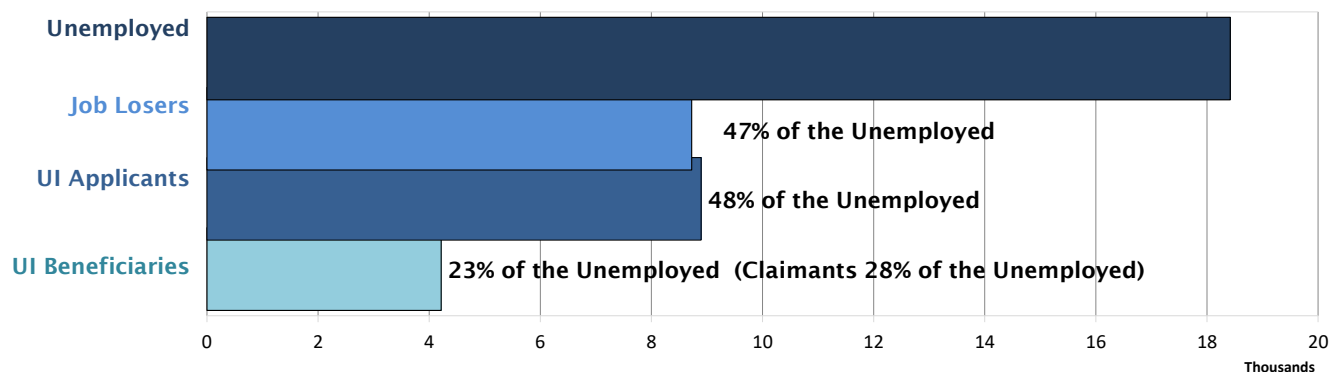
Duration of Benefit Payments



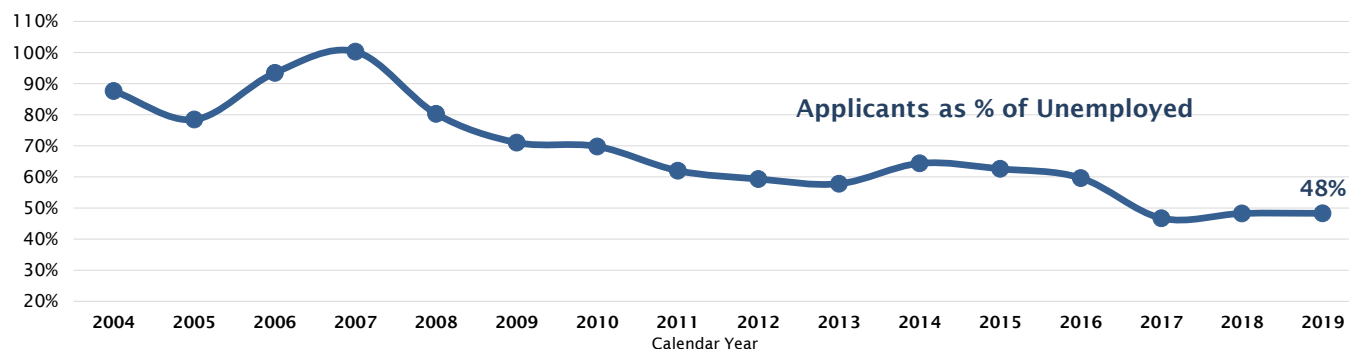
10) **State Actual Avg. UI Duration (weeks):** 17

Application and Reciprocity

11) Application and Receipt of UI Benefits as a Proportion of the Unemployed



12) State Historical Application Rate*



* Includes only Regular State UI program claims. Excludes Extended Benefits and Emergency Unemployment Compensation.

Footnote:

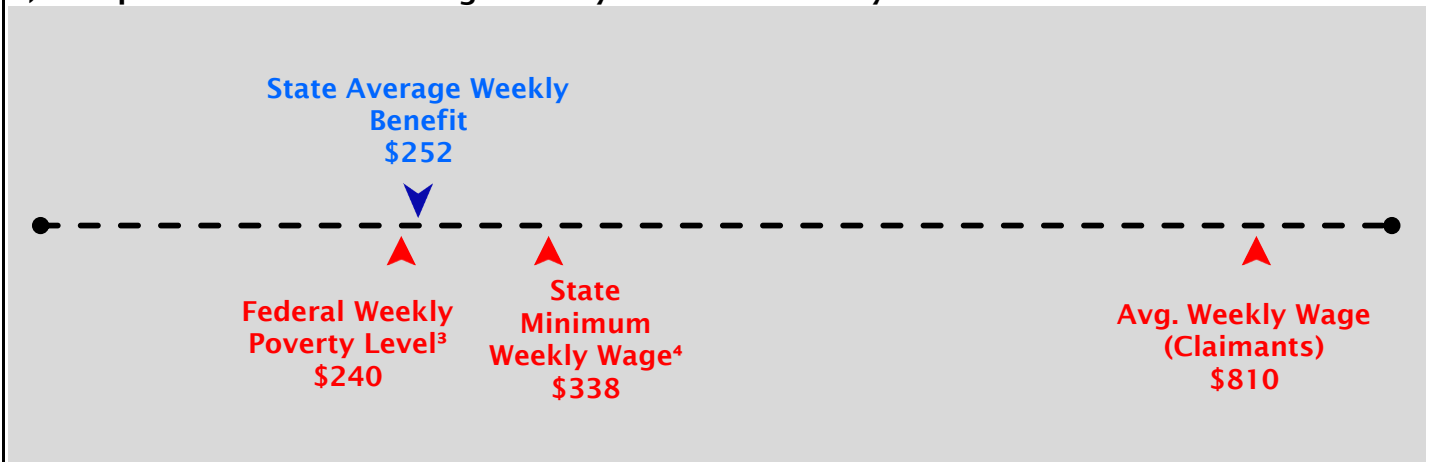
1. Dependents benefits represent the maximum amount a claimant may receive under the most number of dependents allowed.
2. Average Weekly Benefit and Replacement Rate as measured from the state's Benefit Accuracy Measures (sampling) database for the year.
3. Yearly standard provided by the U.S. Department of Health and Human Services. See Data Definitions item 8.
4. State hourly minimum wage for 40 hours, as defined by state law - lowest of all state defined minimums. See Data Definitions item 8.
5. Advisory Council on Unemployment Compensation (1996) recommendation, 1995-22.
6. Representative Claimants chosen to display the range of benefits and duration does not include Dependents, see Data Definitions item 11.

Florida 2019

State Benefit Payment Amounts

	<u>Without Dependents</u>	<u>With Dependents¹</u>
1) Minimum Weekly Benefit Amount:	\$32	N/A
2) Maximum Weekly Benefit Amount:	\$275	N/A
3) Maximum Potential Benefit Amount:	\$6,325	N/A
4) Minimum Duration (weeks):	9	9
5) Maximum Duration (weeks):	12	12

6) Comparison of State Average Weekly Benefit to Weekly Income Levels²



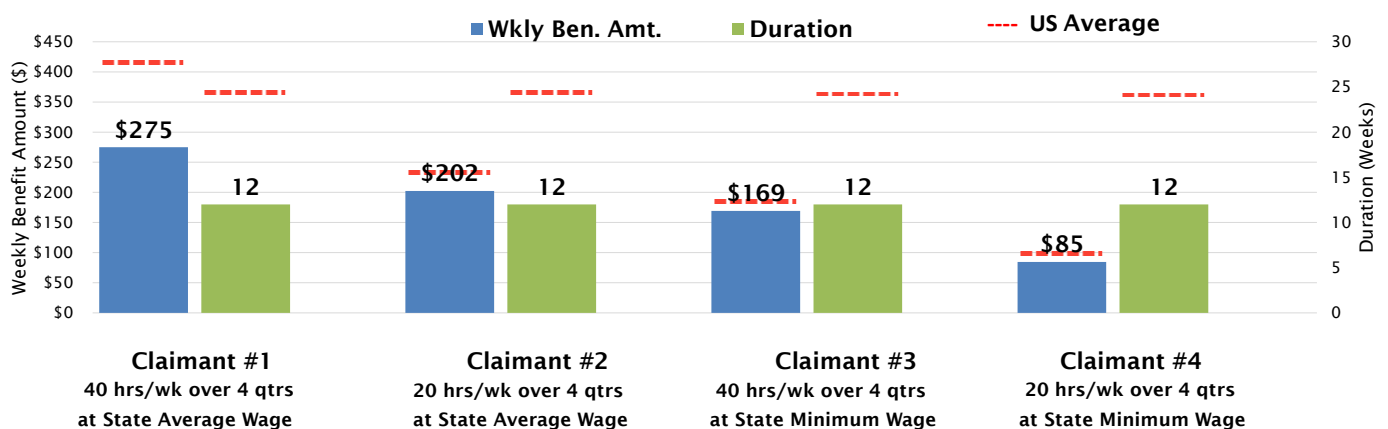
7) Average and Maximum Weekly Benefit as a Percent of Claimants' Wages

State Formulation for Weekly Benefit Amount As Percent of Prior Weekly Wages:	50%	State Maximum Weekly Benefit as % of State's Avg Weekly Wage:	34%
Recommended Standard ⁵ :	50%		67%

State Average of Individuals' Replacement Rate in 2018²: 38%

8)

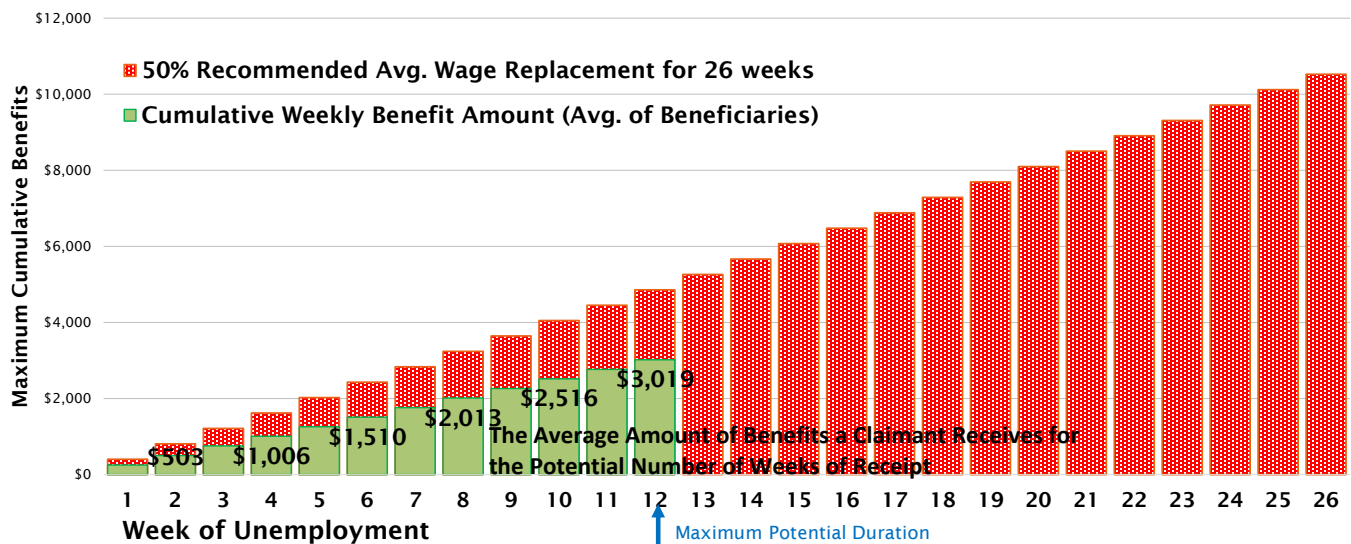
Estimated Weekly Benefit Amounts and Potential Duration of Representative Claimants⁶



Duration of Benefit Payments

9)

Cumulative Benefits Paid Per Claimant by Week of Unemployment (Average of All Beneficiaries)

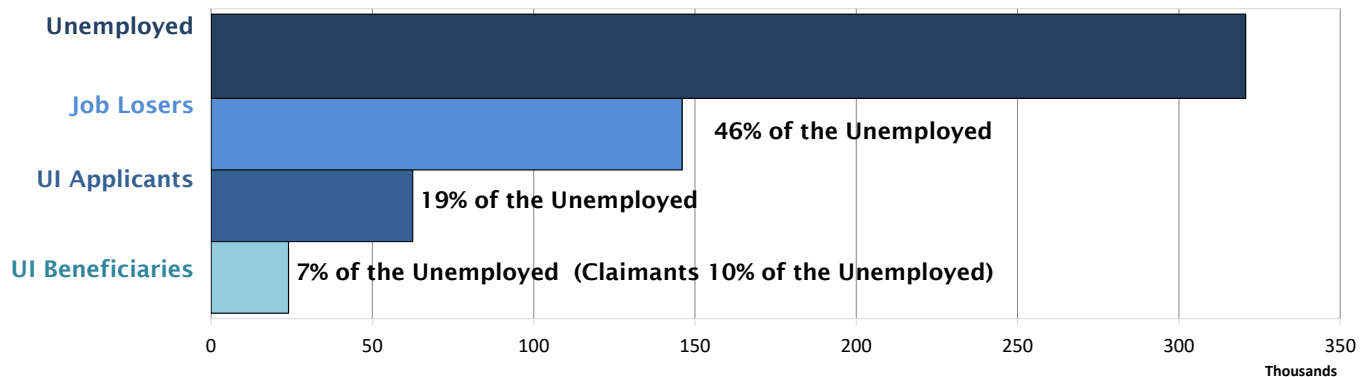


10)

State Actual Avg. UI Duration (weeks): 9

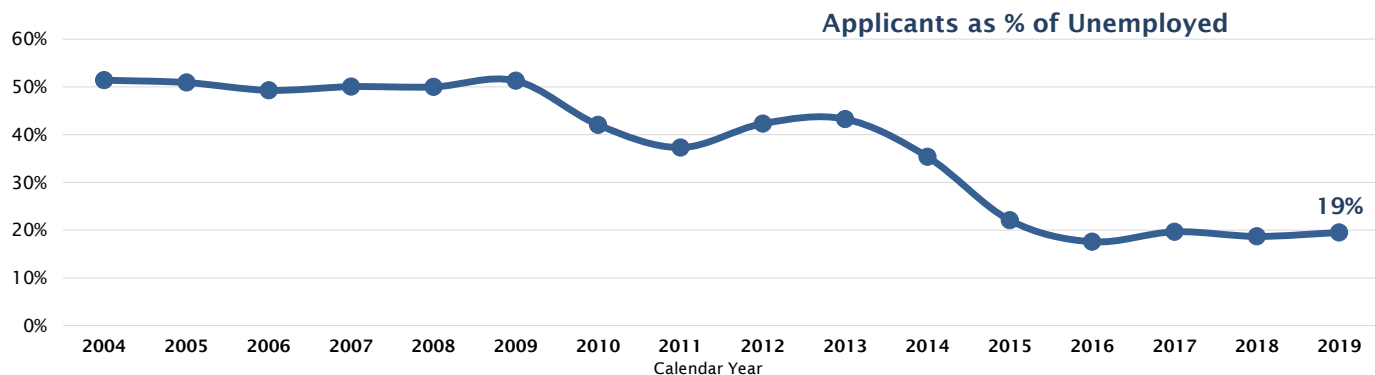
Application and Reciprocity

11) Application and Receipt of UI Benefits as a Proportion of the Unemployed



12)

State Historical Application Rate*



* Includes only Regular State UI program claims. Excludes Extended Benefits and Emergency Unemployment Compensation.

Footnote:

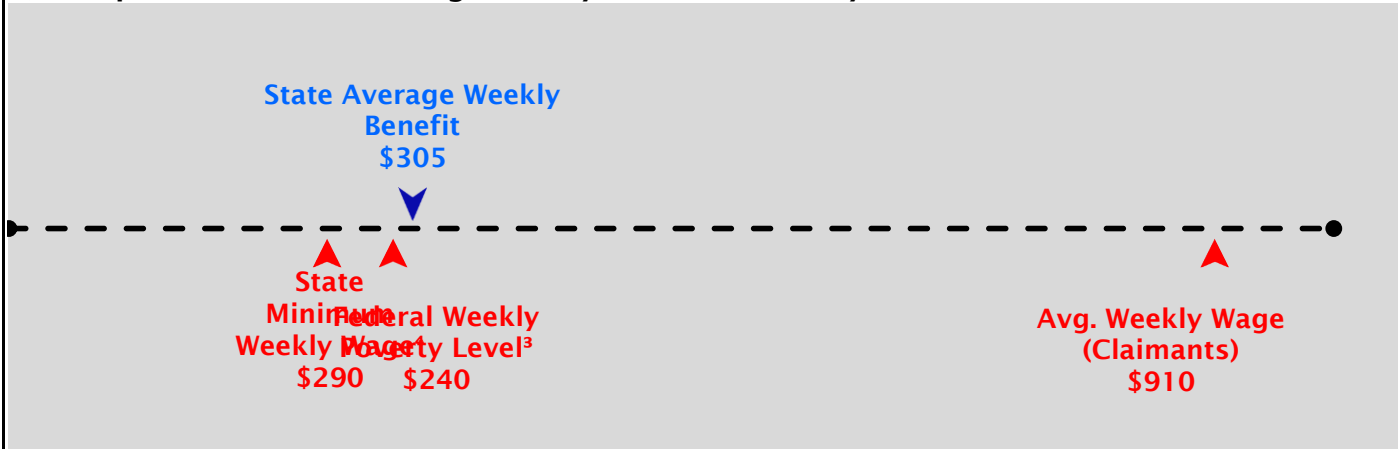
1. Dependents benefits represent the maximum amount a claimant may receive under the most number of dependents allowed.
2. Average Weekly Benefit and Replacement Rate as measured from the state's Benefit Accuracy Measures (sampling) database for the year.
3. Yearly standard provided by the U.S. Department of Health and Human Services. See Data Definitions item 8.
4. State hourly minimum wage for 40 hours, as defined by state law - lowest of all state defined minimums. See Data Definitions item 8.
5. Advisory Council on Unemployment Compensation (1996) recommendation, 1995-22.
6. Representative Claimants chosen to display the range of benefits and duration does not include Dependents, see Data Definitions item 11.

Georgia 2019

State Benefit Payment Amounts

	Without Dependents	With Dependents ¹
1) Minimum Weekly Benefit Amount:	\$44	N/A
2) Maximum Weekly Benefit Amount:	\$330	N/A
3) Maximum Potential Benefit Amount:	\$6,600	N/A
4) Minimum Duration (weeks):	6	6
5) Maximum Duration (weeks):	14	14

6) Comparison of State Average Weekly Benefit to Weekly Income Levels²



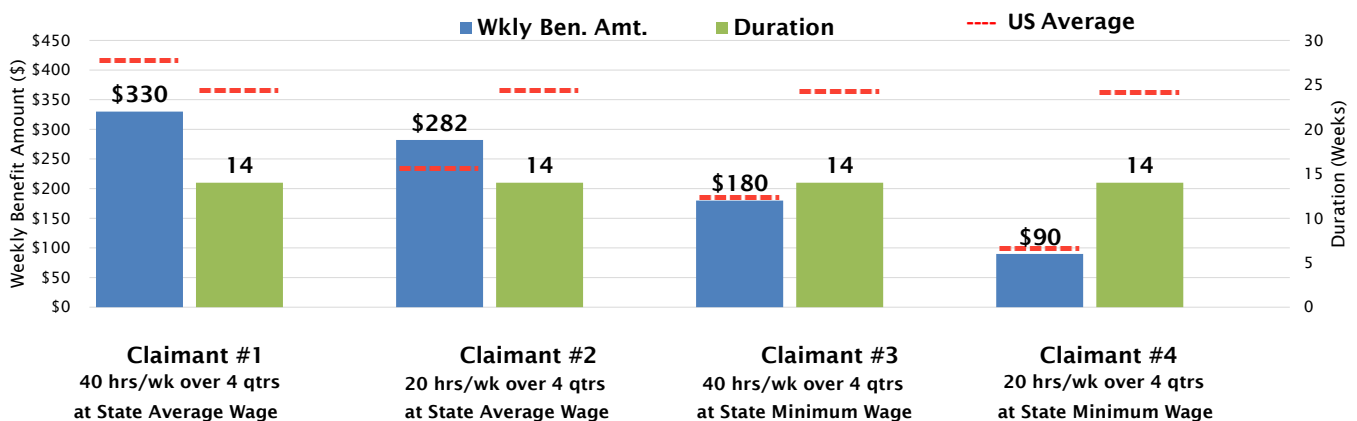
7) Average and Maximum Weekly Benefit as a Percent of Claimants' Wages

State Formulation for Weekly Benefit Amount As Percent of Prior Weekly Wages:	62%	State Maximum Weekly Benefit as % of State's Avg Weekly Wage:	36%
Recommended Standard ⁵ :	50%		67%

State Average of Individuals' Replacement Rate in 2018²: 44%

8)

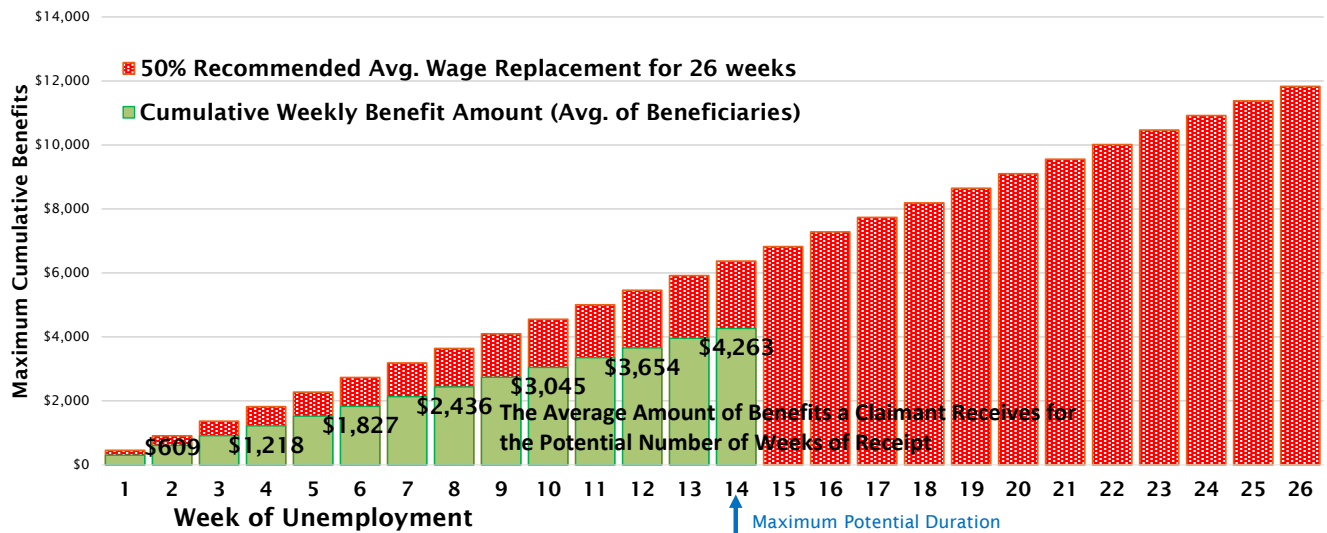
Estimated Weekly Benefit Amounts and Potential Duration of Representative Claimants⁶



Duration of Benefit Payments

9)

Cumulative Benefits Paid Per Claimant by Week of Unemployment (Average of All Beneficiaries)

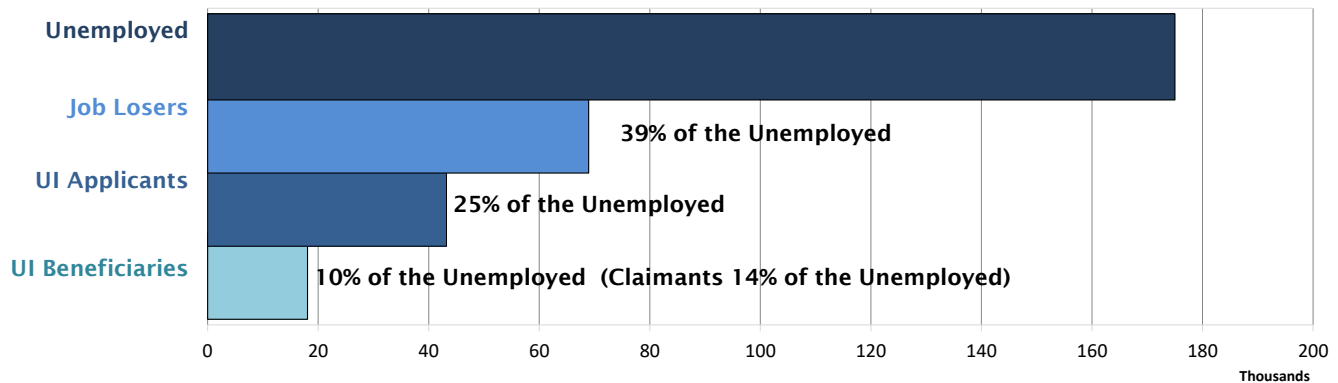


10)

State Actual Avg. UI Duration (weeks): 8

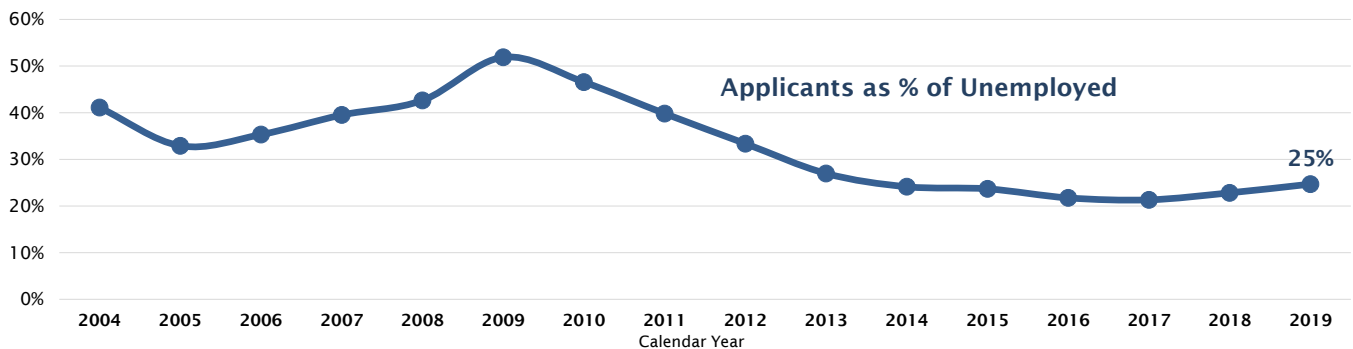
Application and Reciprocity

11) Application and Receipt of UI Benefits as a Proportion of the Unemployed



12)

State Historical Application Rate*



* Includes only Regular State UI program claims. Excludes Extended Benefits and Emergency Unemployment Compensation.

Footnote:

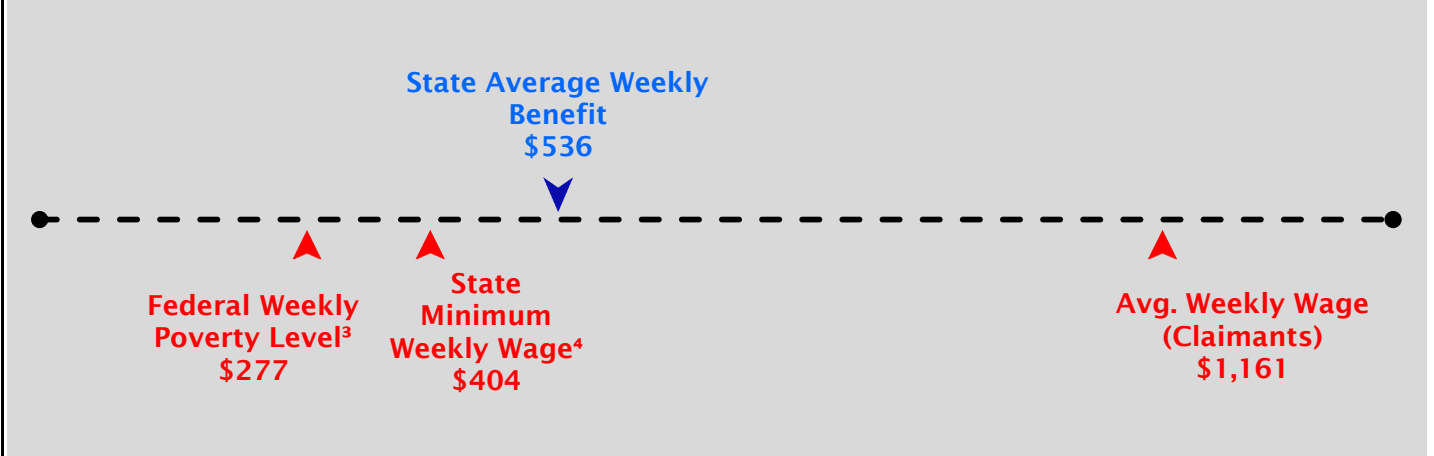
1. Dependents benefits represent the maximum amount a claimant may receive under the most number of dependents allowed.
2. Average Weekly Benefit and Replacement Rate as measured from the state's Benefit Accuracy Measures (sampling) database for the year.
3. Yearly standard provided by the U.S. Department of Health and Human Services. See Data Definitions item 8.
4. State hourly minimum wage for 40 hours, as defined by state law - lowest of all state defined minimums. See Data Definitions item 8.
5. Advisory Council on Unemployment Compensation (1996) recommendation, 1995-22.
6. Representative Claimants chosen to display the range of benefits and duration does not include Dependents, see Data Definitions item 11.

Hawaii 2019

State Benefit Payment Amounts

	<u>Without Dependents</u>	<u>With Dependents¹</u>
1) Minimum Weekly Benefit Amount:	\$5	N/A
2) Maximum Weekly Benefit Amount:	\$630	N/A
3) Maximum Potential Benefit Amount:	\$16,380	N/A
4) Minimum Duration (weeks):	26	26
5) Maximum Duration (weeks):	26	26

6) Comparison of State Average Weekly Benefit to Weekly Income Levels²



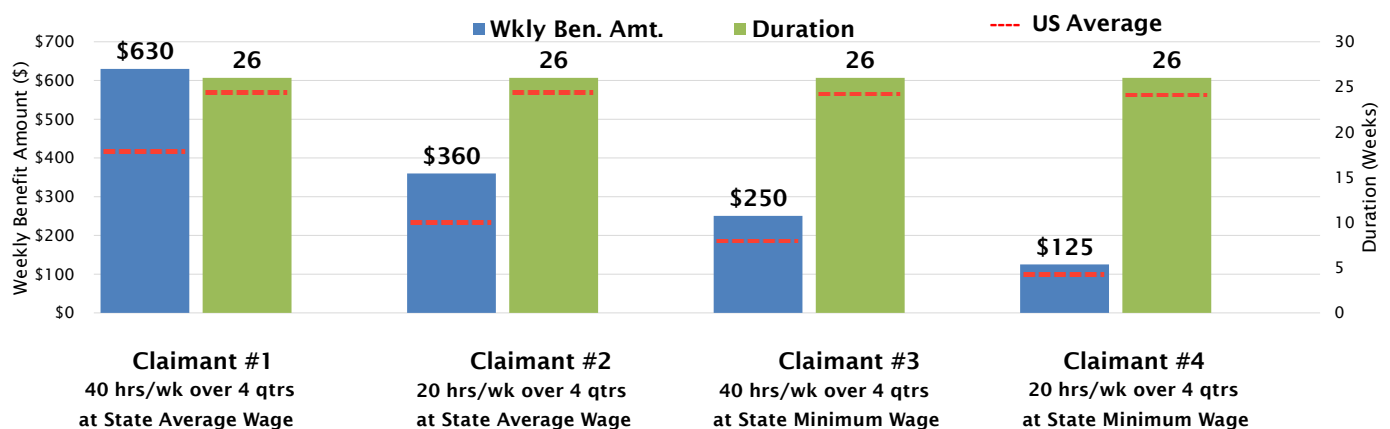
7) Average and Maximum Weekly Benefit as a Percent of Claimants' Wages

State Formulation for Weekly Benefit Amount As Percent of Prior Weekly Wages:	62%	State Maximum Weekly Benefit as % of State's Avg Weekly Wage:	54%
Recommended Standard ⁵ :	50%		67%

State Average of Individuals' Replacement Rate in 2018²: 54%

8)

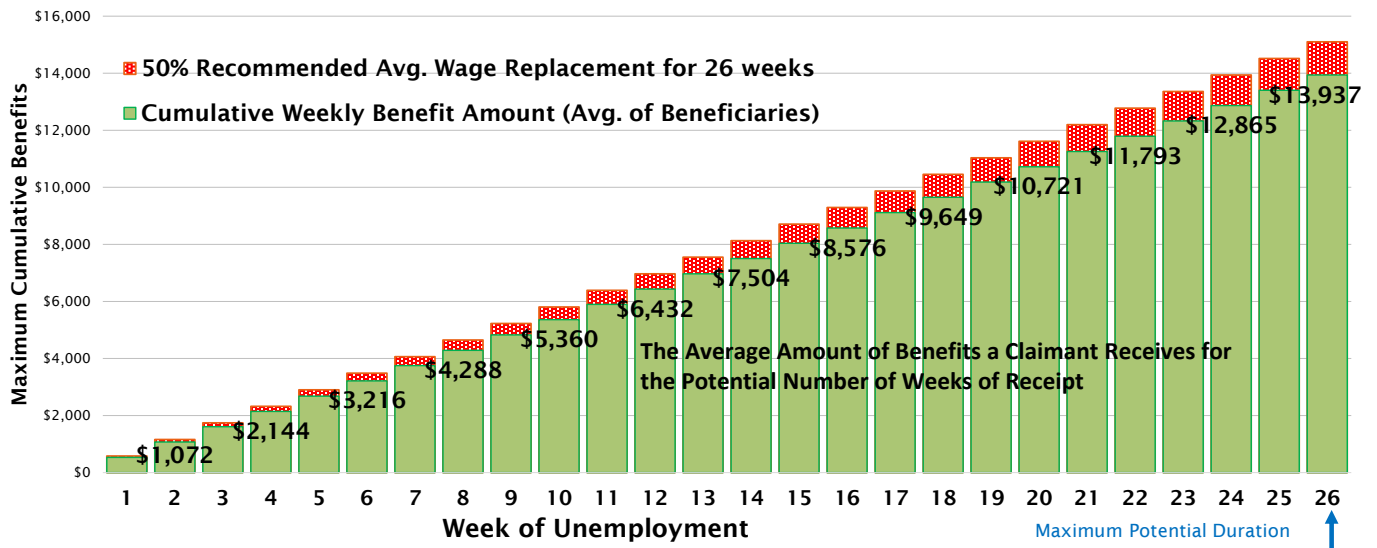
Estimated Weekly Benefit Amounts and Potential Duration of Representative Claimants⁶



Duration of Benefit Payments

9)

Cumulative Benefits Paid Per Claimant by Week of Unemployment (Average of All Beneficiaries)

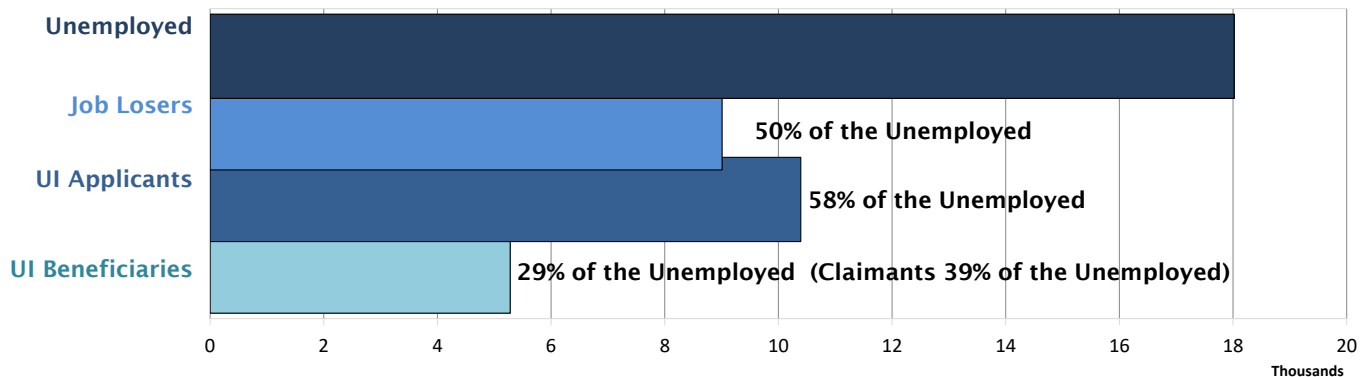


10)

State Actual Avg. UI Duration (weeks): 15

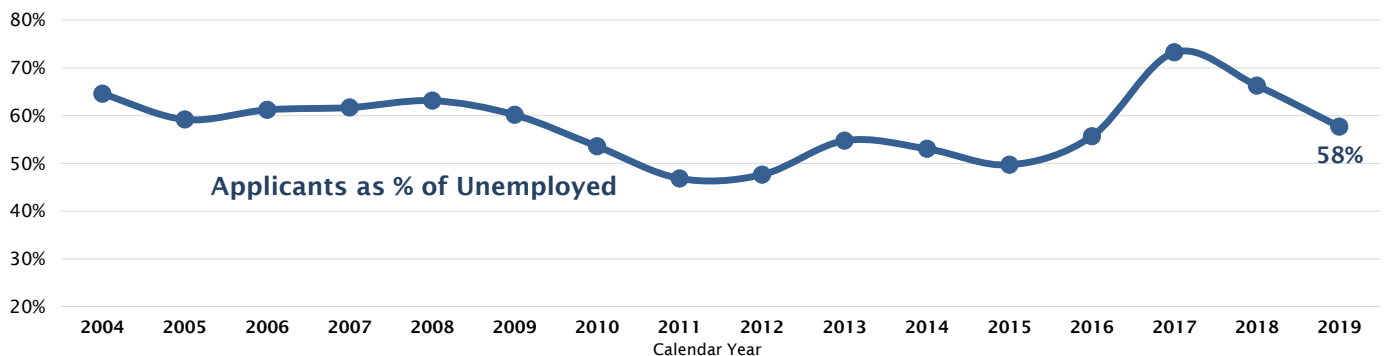
Application and Reciprocity

11) Application and Receipt of UI Benefits as a Proportion of the Unemployed



12)

State Historical Application Rate*



* Includes only Regular State UI program claims. Excludes Extended Benefits and Emergency Unemployment Compensation.

Footnote:

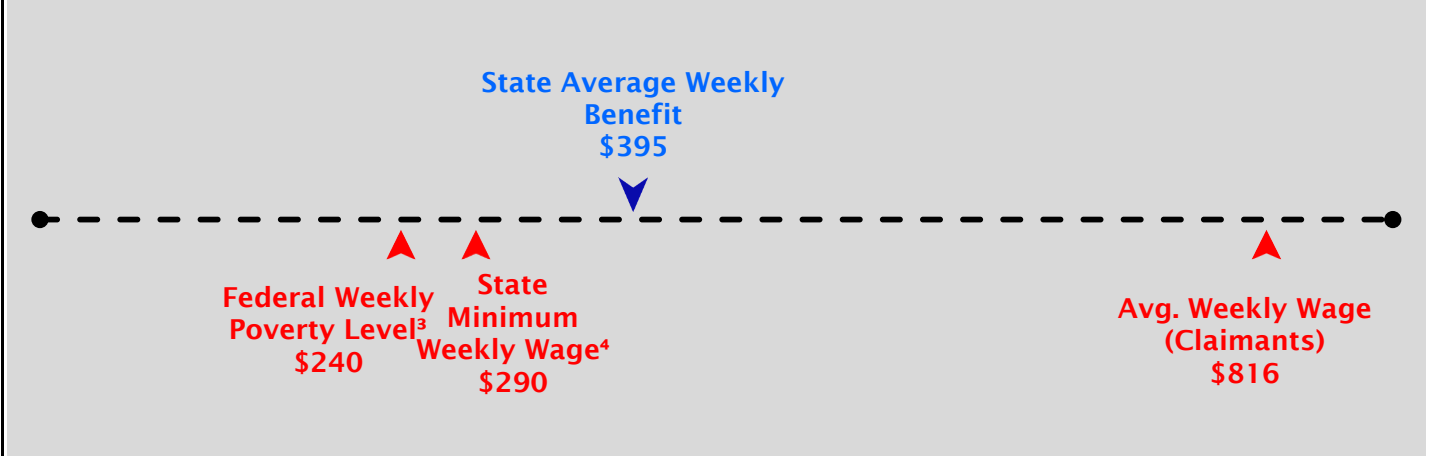
1. Dependents benefits represent the maximum amount a claimant may receive under the most number of dependents allowed.
2. Average Weekly Benefit and Replacement Rate as measured from the state's Benefit Accuracy Measures (sampling) database for the year.
3. Yearly standard provided by the U.S. Department of Health and Human Services. See Data Definitions item 8.
4. State hourly minimum wage for 40 hours, as defined by state law - lowest of all state defined minimums. See Data Definitions item 8.
5. Advisory Council on Unemployment Compensation (1996) recommendation, 1995-22.
6. Representative Claimants chosen to display the range of benefits and duration does not include Dependents, see Data Definitions item 11.

Iowa 2019

State Benefit Payment Amounts

	<u>Without Dependents</u>	<u>With Dependents¹</u>
1) Minimum Weekly Benefit Amount:	\$70	\$84
2) Maximum Weekly Benefit Amount:	\$467	\$573
3) Maximum Potential Benefit Amount:	\$12,142	\$14,898
4) Minimum Duration (weeks):	8	8
5) Maximum Duration (weeks):	26	26

6) Comparison of State Average Weekly Benefit to Weekly Income Levels²



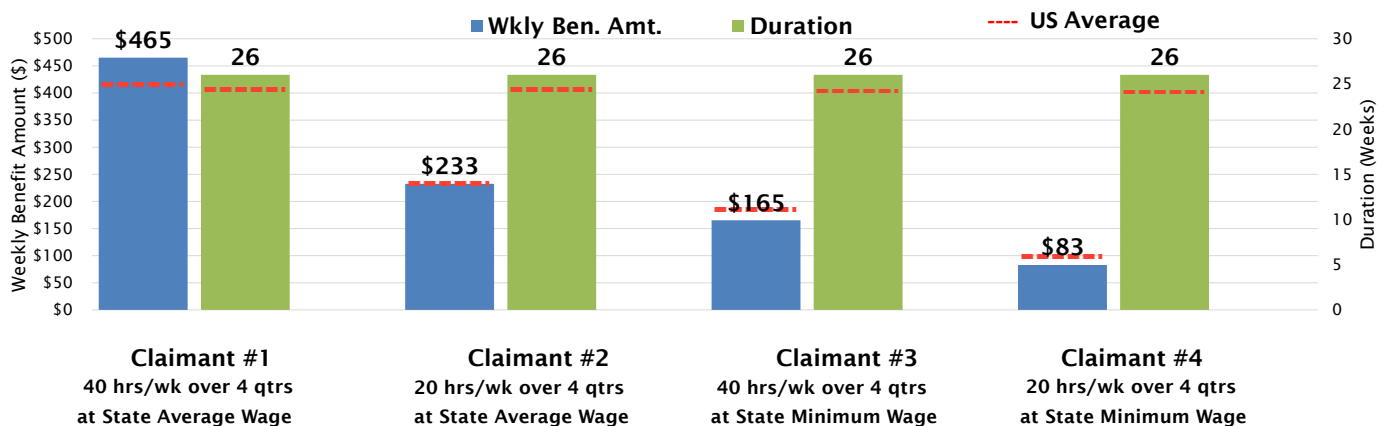
7) Average and Maximum Weekly Benefit as a Percent of Claimants' Wages

State Formulation for Weekly Benefit Amount As Percent of Prior Weekly Wages:	57%	State Maximum Weekly Benefit as % of State's Avg Weekly Wage:	57%
Recommended Standard ⁵ :	50%		67%

State Average of Individuals' Replacement Rate in 2018²: 53%

8)

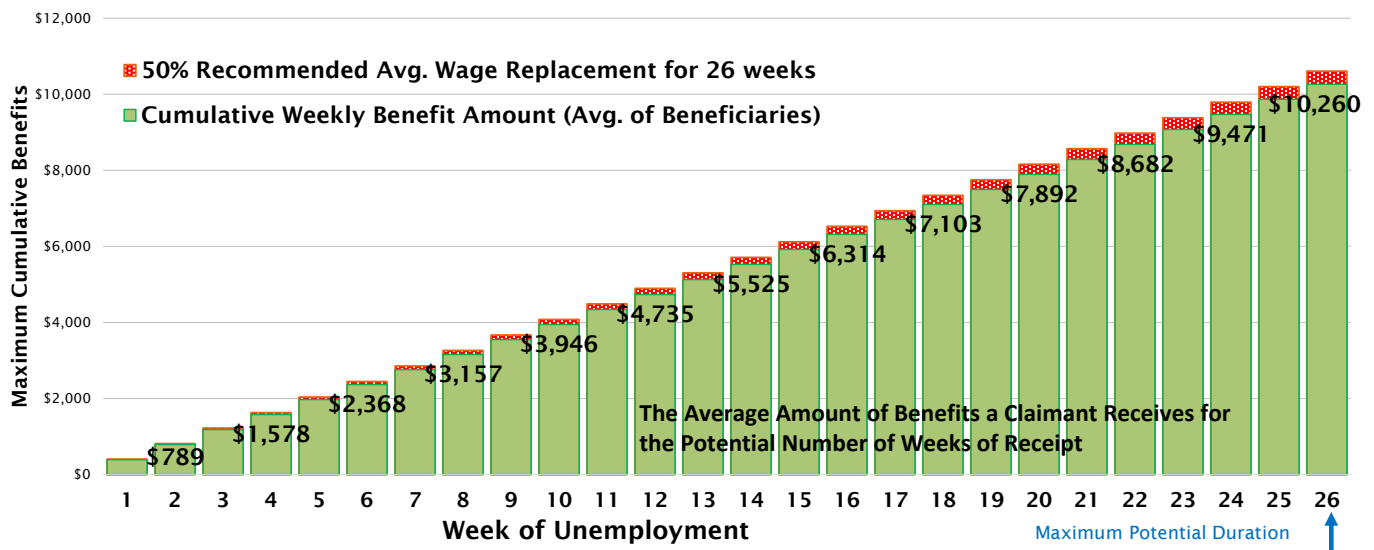
Estimated Weekly Benefit Amounts and Potential Duration of Representative Claimants⁶



Duration of Benefit Payments

9)

Cumulative Benefits Paid Per Claimant by Week of Unemployment (Average of All Beneficiaries)

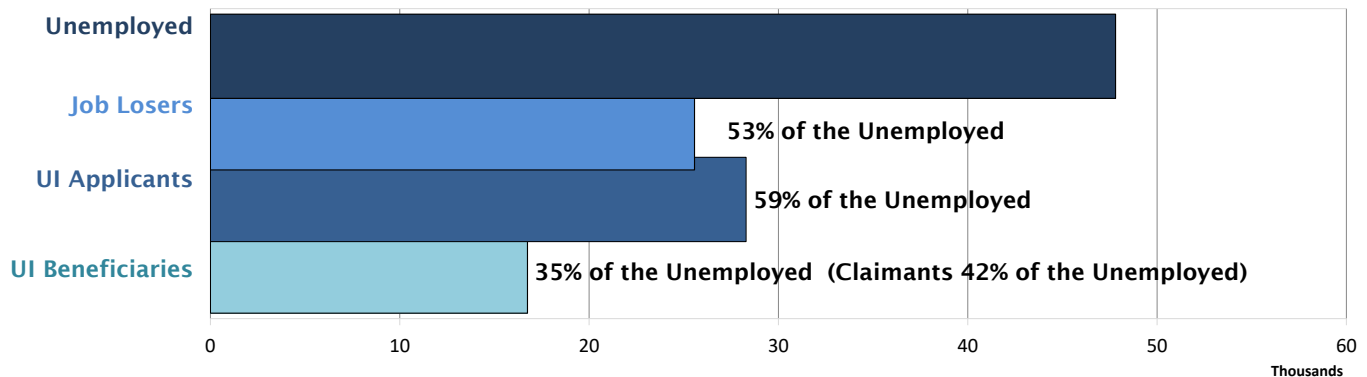


10)

State Actual Avg. UI Duration (weeks): 12

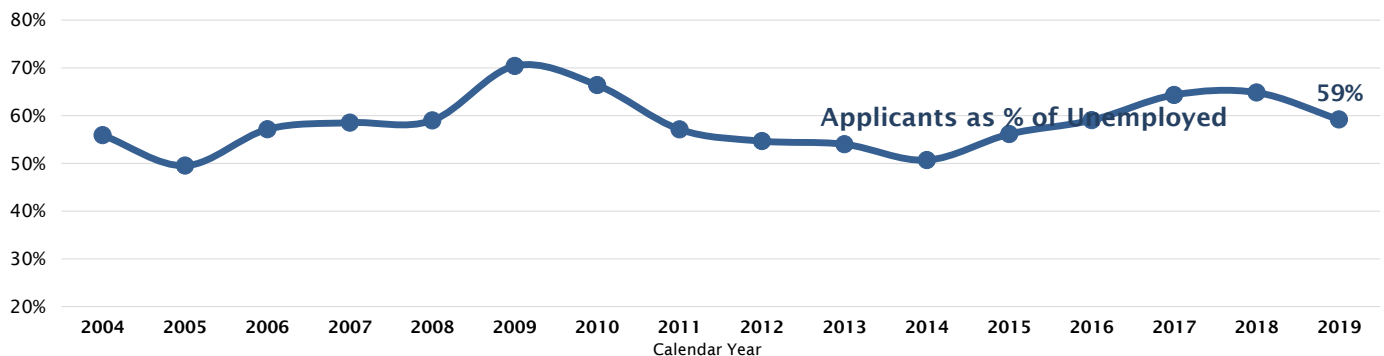
Application and Reciprocity

11) Application and Receipt of UI Benefits as a Proportion of the Unemployed



12)

State Historical Application Rate*



* Includes only Regular State UI program claims. Excludes Extended Benefits and Emergency Unemployment Compensation.

Footnote:

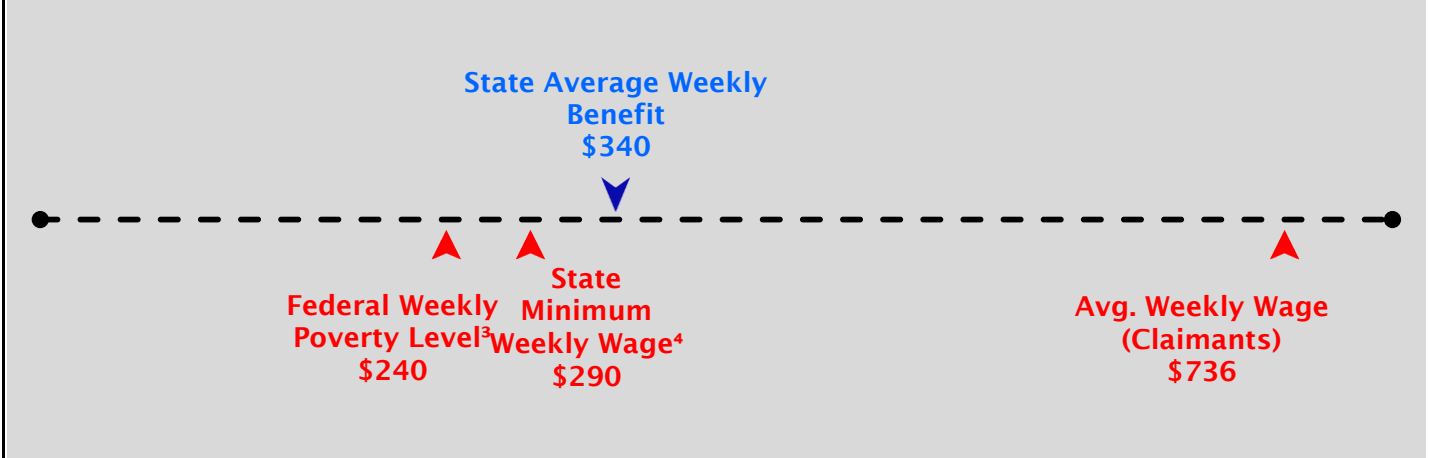
1. Dependents benefits represent the maximum amount a claimant may receive under the most number of dependents allowed.
2. Average Weekly Benefit and Replacement Rate as measured from the state's Benefit Accuracy Measures (sampling) database for the year.
3. Yearly standard provided by the U.S. Department of Health and Human Services. See Data Definitions item 8.
4. State hourly minimum wage for 40 hours, as defined by state law - lowest of all state defined minimums. See Data Definitions item 8.
5. Advisory Council on Unemployment Compensation (1996) recommendation, 1995-22.
6. Representative Claimants chosen to display the range of benefits and duration does not include Dependents, see Data Definitions item 11.

Idaho 2019

State Benefit Payment Amounts

	<u>Without Dependents</u>	<u>With Dependents¹</u>
1) Minimum Weekly Benefit Amount:	\$72	N/A
2) Maximum Weekly Benefit Amount:	\$414	N/A
3) Maximum Potential Benefit Amount:	\$10,764	N/A
4) Minimum Duration (weeks):	10	10
5) Maximum Duration (weeks):	20	20

6) Comparison of State Average Weekly Benefit to Weekly Income Levels²



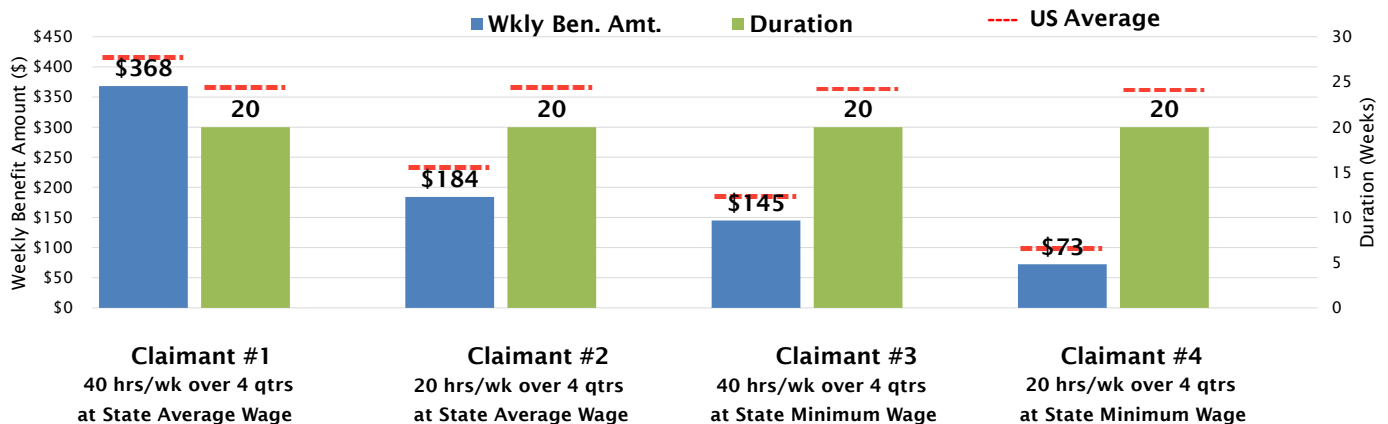
7) Average and Maximum Weekly Benefit as a Percent of Claimants' Wages

State Formulation for Weekly Benefit Amount As Percent of Prior Weekly Wages:	50%	State Maximum Weekly Benefit as % of State's Avg Weekly Wage:	56%
Recommended Standard ⁵ :	50%		67%

State Average of Individuals' Replacement Rate in 2018²: 49%

8)

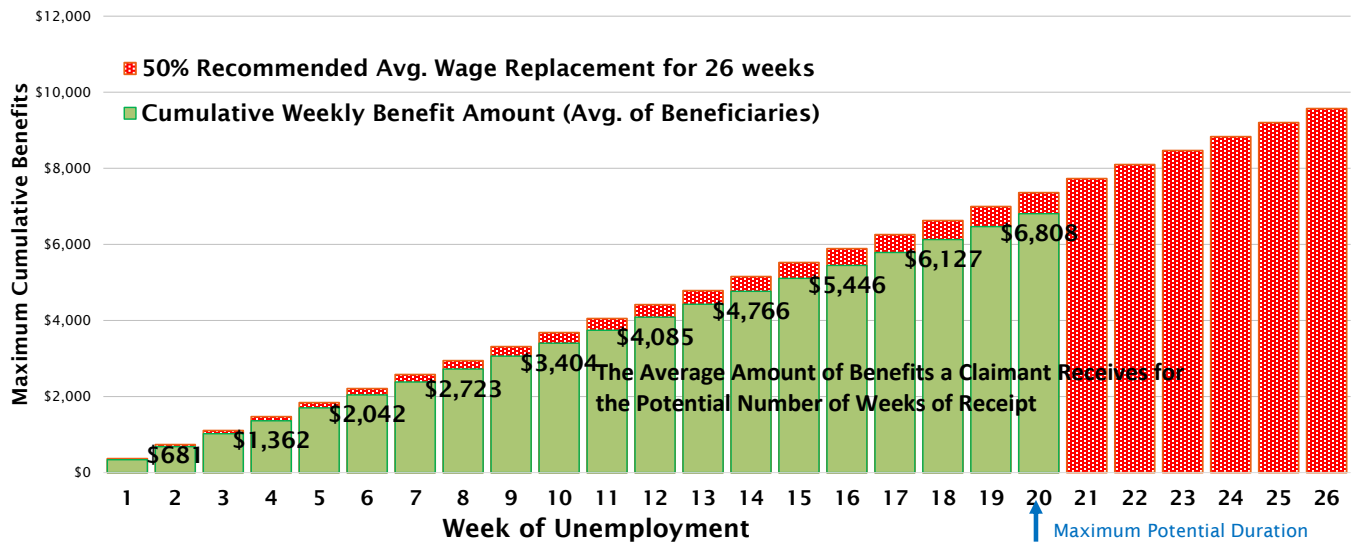
Estimated Weekly Benefit Amounts and Potential Duration of Representative Claimants⁶



Duration of Benefit Payments

9)

Cumulative Benefits Paid Per Claimant by Week of Unemployment (Average of All Beneficiaries)

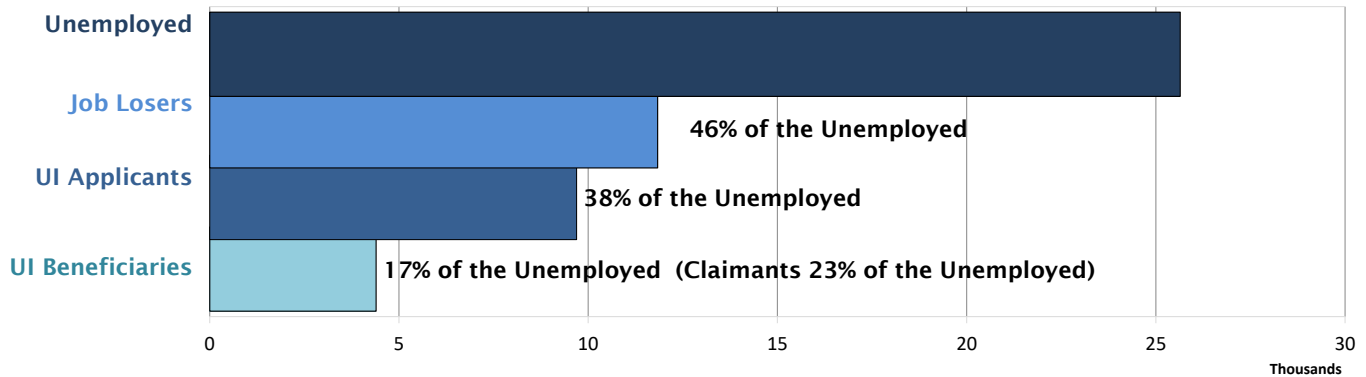


10)

State Actual Avg. UI Duration (weeks): 10

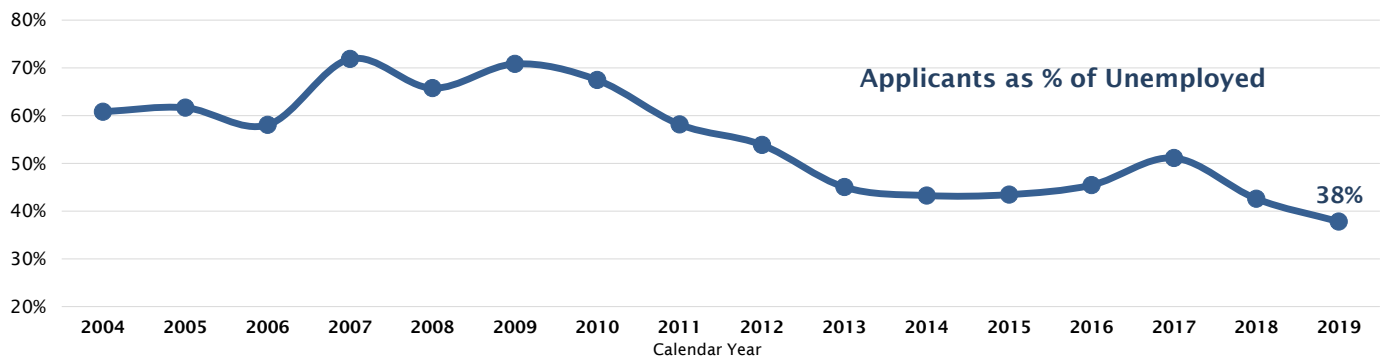
Application and Reciprocity

11) Application and Receipt of UI Benefits as a Proportion of the Unemployed



12)

State Historical Application Rate*



* Includes only Regular State UI program claims. Excludes Extended Benefits and Emergency Unemployment Compensation.

Footnote:

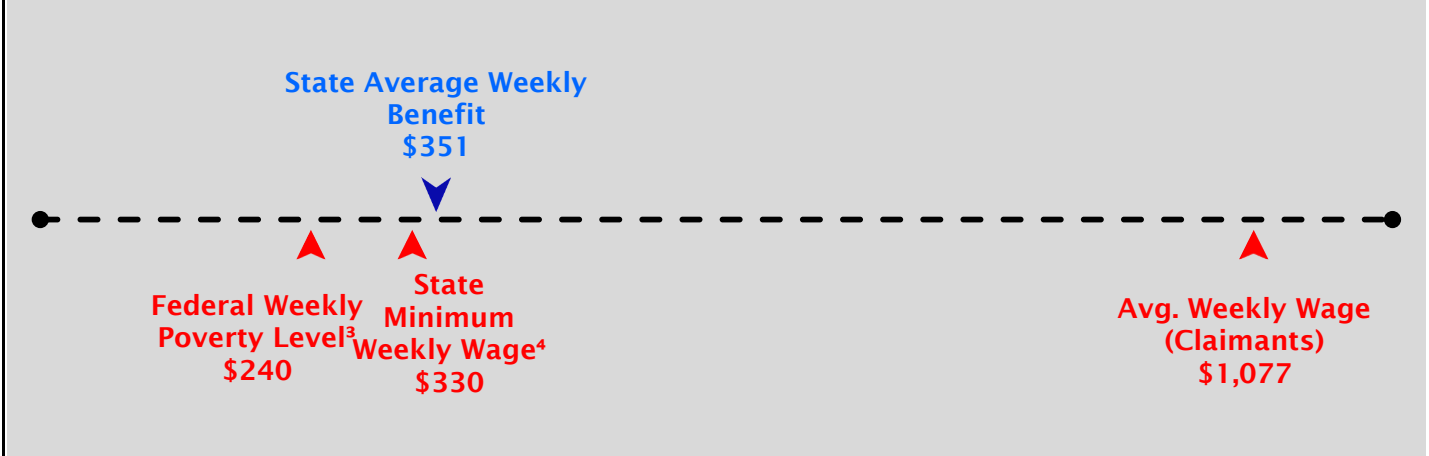
1. Dependents benefits represent the maximum amount a claimant may receive under the most number of dependents allowed.
2. Average Weekly Benefit and Replacement Rate as measured from the state's Benefit Accuracy Measures (sampling) database for the year.
3. Yearly standard provided by the U.S. Department of Health and Human Services. See Data Definitions item 8.
4. State hourly minimum wage for 40 hours, as defined by state law - lowest of all state defined minimums. See Data Definitions item 8.
5. Advisory Council on Unemployment Compensation (1996) recommendation, 1995-22.
6. Representative Claimants chosen to display the range of benefits and duration does not include Dependents, see Data Definitions item 11.

Illinois 2019

State Benefit Payment Amounts

	<u>Without Dependents</u>	<u>With Dependents¹</u>
1) Minimum Weekly Benefit Amount:	\$51	\$77
2) Maximum Weekly Benefit Amount:	\$471	\$648
3) Maximum Potential Benefit Amount:	\$12,246	\$16,848
4) Minimum Duration (weeks):	26	26
5) Maximum Duration (weeks):	26	26

6) Comparison of State Average Weekly Benefit to Weekly Income Levels²



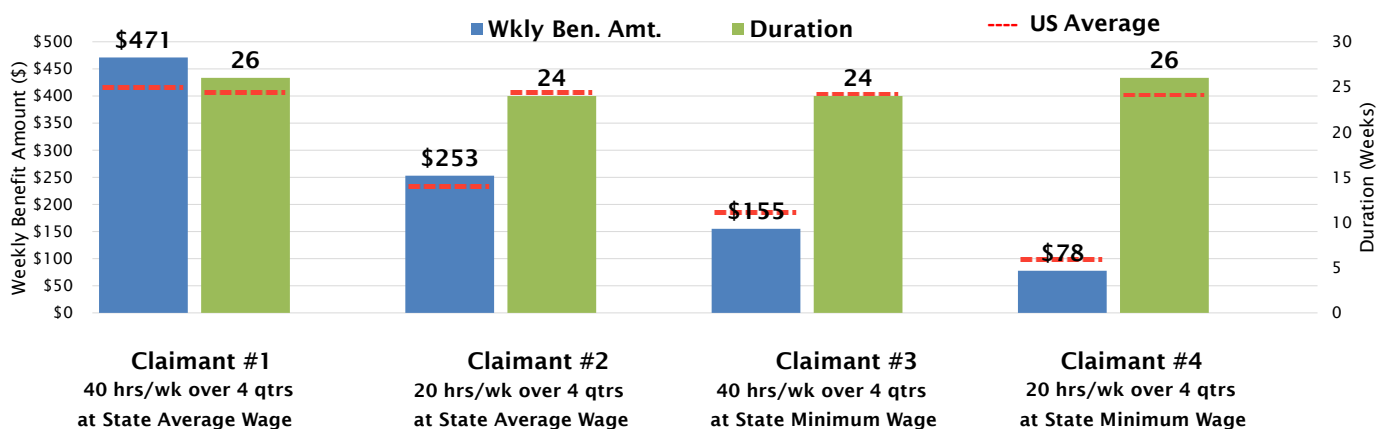
7) Average and Maximum Weekly Benefit as a Percent of Claimants' Wages

State Formulation for Weekly Benefit Amount As Percent of Prior Weekly Wages:	47%	State Maximum Weekly Benefit as % of State's Avg Weekly Wage:	44%
Recommended Standard ⁵ :	50%		67%

State Average of Individuals' Replacement Rate in 2018²: 38%

8)

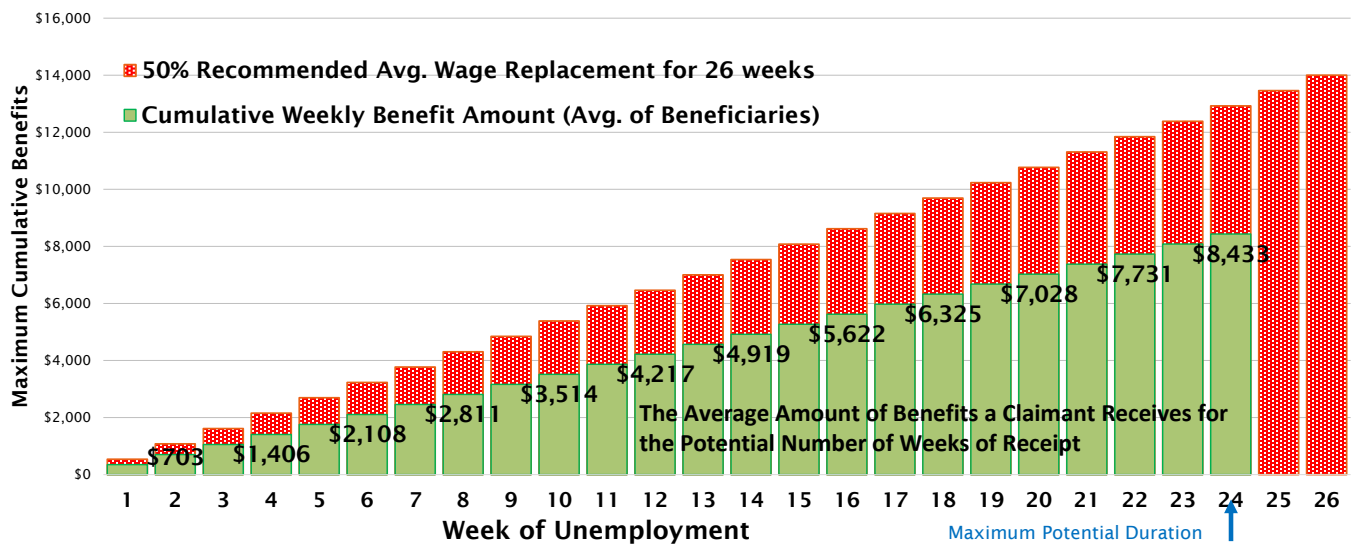
Estimated Weekly Benefit Amounts and Potential Duration of Representative Claimants⁶



Duration of Benefit Payments

9)

Cumulative Benefits Paid Per Claimant by Week of Unemployment (Average of All Beneficiaries)

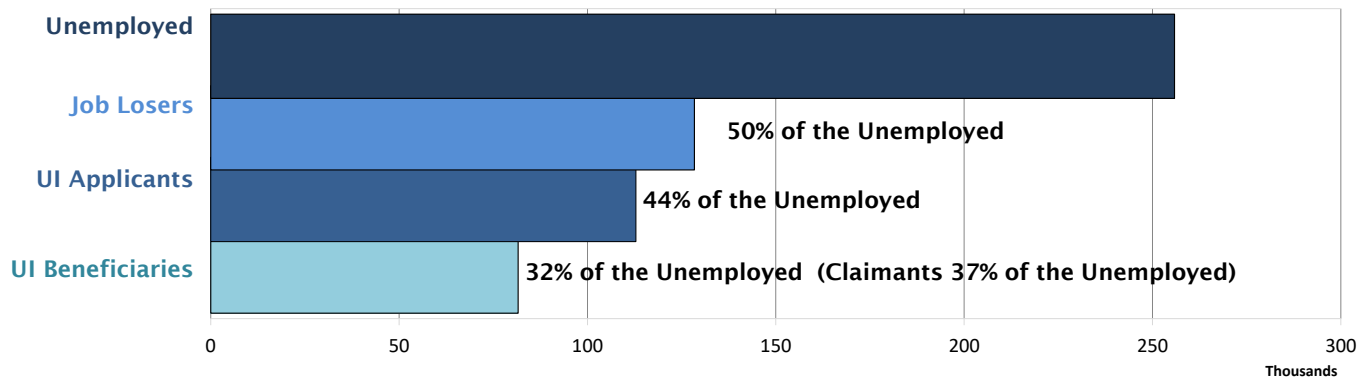


10)

State Actual Avg. UI Duration (weeks): 16

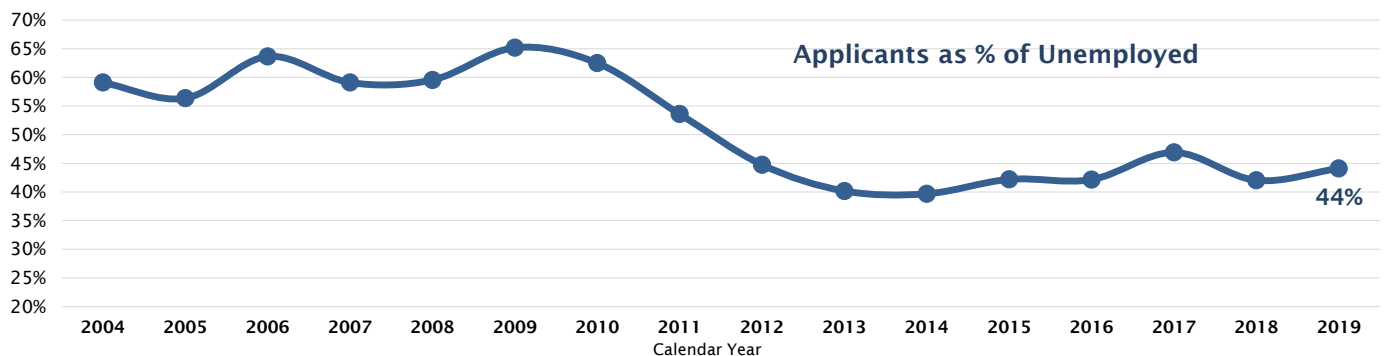
Application and Reciprocity

11) Application and Receipt of UI Benefits as a Proportion of the Unemployed



12)

State Historical Application Rate*



* Includes only Regular State UI program claims. Excludes Extended Benefits and Emergency Unemployment Compensation.

Footnote:


1. Dependents benefits represent the maximum amount a claimant may receive under the most number of dependents allowed.
2. Average Weekly Benefit and Replacement Rate as measured from the state's Benefit Accuracy Measures (sampling) database for the year.
3. Yearly standard provided by the U.S. Department of Health and Human Services. See Data Definitions item 8.
4. State hourly minimum wage for 40 hours, as defined by state law - lowest of all state defined minimums. See Data Definitions item 8.
5. Advisory Council on Unemployment Compensation (1996) recommendation, 1995-22.
6. Representative Claimants chosen to display the range of benefits and duration does not include Dependents, see Data Definitions item 11.

Indiana 2019

State Benefit Payment Amounts

	<u>Without Dependents</u>	<u>With Dependents¹</u>
1) Minimum Weekly Benefit Amount:	\$37	N/A
2) Maximum Weekly Benefit Amount:	\$390	N/A
3) Maximum Potential Benefit Amount:	\$10,140	N/A
4) Minimum Duration (weeks):	26	26
5) Maximum Duration (weeks):	26	26

6) Comparison of State Average Weekly Benefit to Weekly Income Levels²



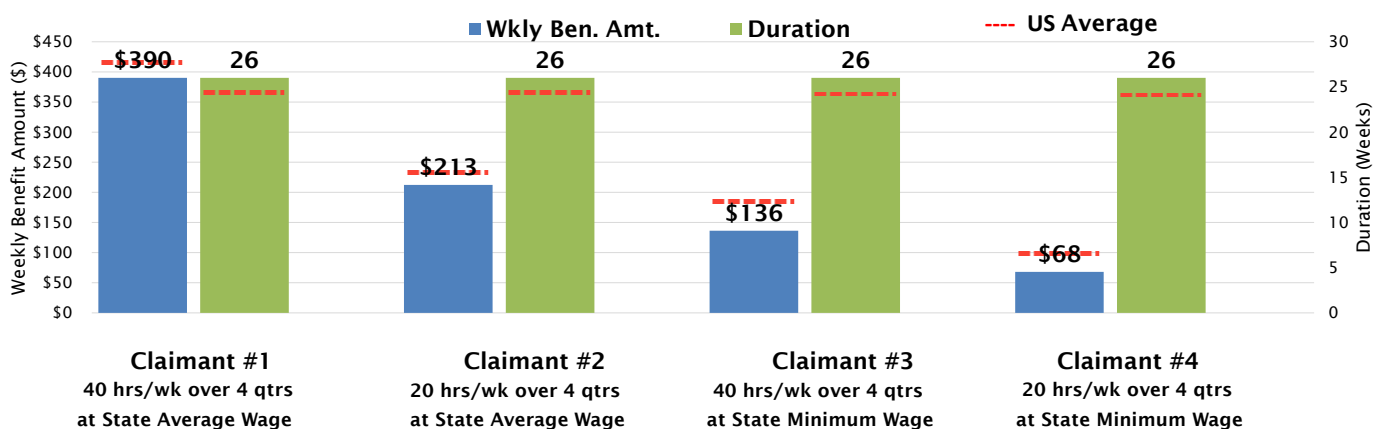
7) Average and Maximum Weekly Benefit as a Percent of Claimants' Wages

State Formulation for Weekly Benefit Amount As Percent of Prior Weekly Wages:	47%	State Maximum Weekly Benefit as % of State's Avg Weekly Wage:	43%
Recommended Standard ⁵ :	50%		67%

State Average of Individuals' Replacement Rate in 2018²: 37%

8)

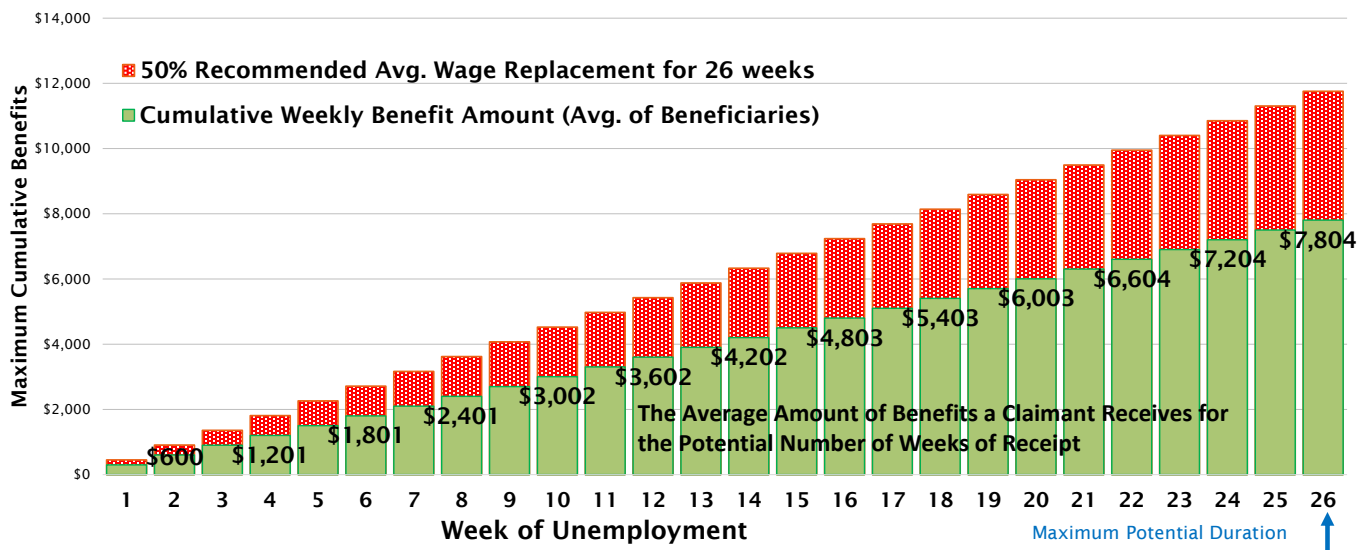
Estimated Weekly Benefit Amounts and Potential Duration of Representative Claimants⁶



Duration of Benefit Payments

9)

Cumulative Benefits Paid Per Claimant by Week of Unemployment (Average of All Beneficiaries)

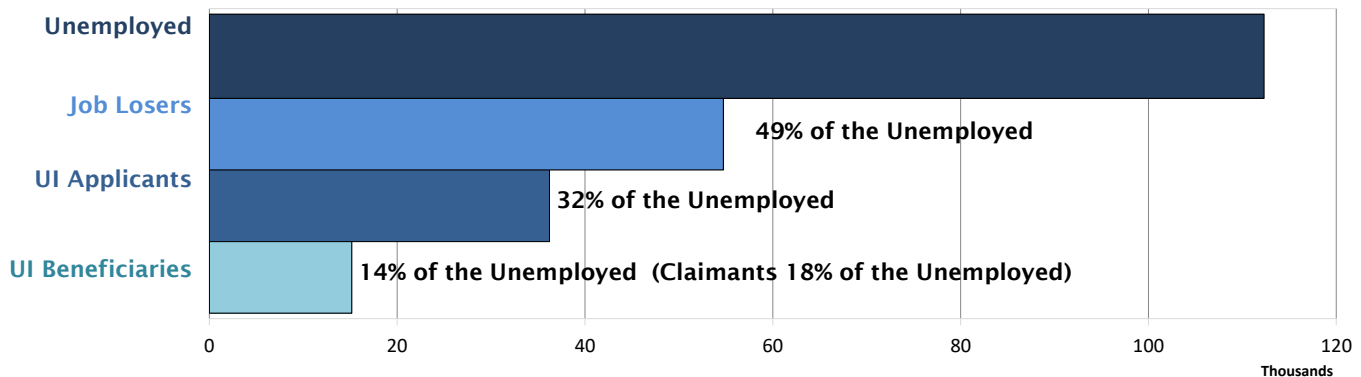


10)

State Actual Avg. UI Duration (weeks): 13

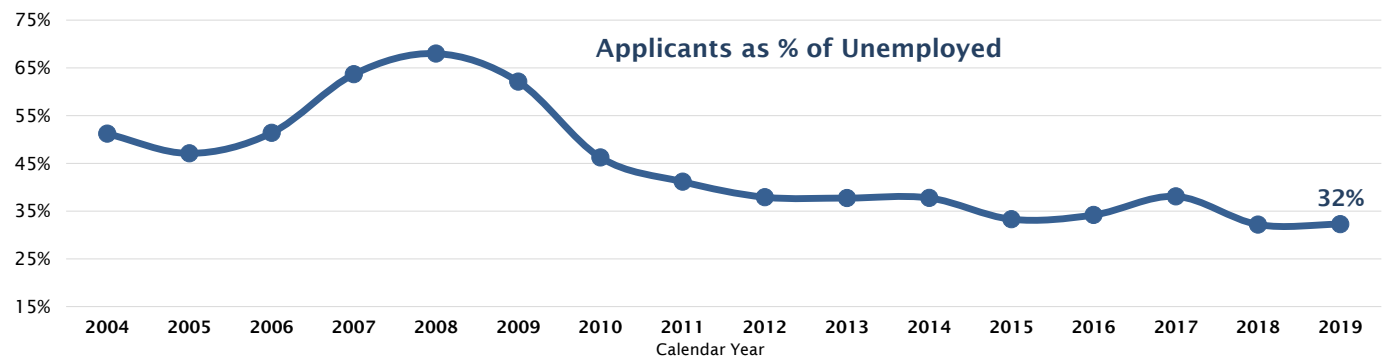
Application and Reciprocity

11) Application and Receipt of UI Benefits as a Proportion of the Unemployed



12)

State Historical Application Rate*



* Includes only Regular State UI program claims. Excludes Extended Benefits and Emergency Unemployment Compensation.

Footnote:

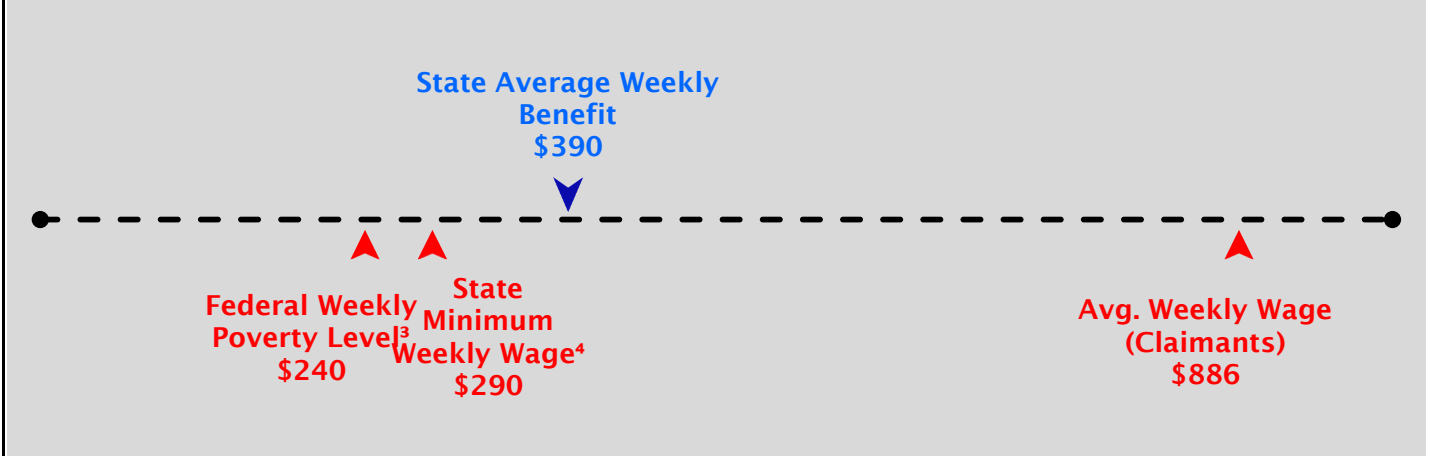
1. Dependents benefits represent the maximum amount a claimant may receive under the most number of dependents allowed.
2. Average Weekly Benefit and Replacement Rate as measured from the state's Benefit Accuracy Measures (sampling) database for the year.
3. Yearly standard provided by the U.S. Department of Health and Human Services. See Data Definitions item 8.
4. State hourly minimum wage for 40 hours, as defined by state law - lowest of all state defined minimums. See Data Definitions item 8.
5. Advisory Council on Unemployment Compensation (1996) recommendation, 1995-22.
6. Representative Claimants chosen to display the range of benefits and duration does not include Dependents, see Data Definitions item 11.

Kansas 2019

State Benefit Payment Amounts

	<u>Without Dependents</u>	<u>With Dependents¹</u>
1) Minimum Weekly Benefit Amount:	\$118	N/A
2) Maximum Weekly Benefit Amount:	\$474	N/A
3) Maximum Potential Benefit Amount:	\$12,324	N/A
4) Minimum Duration (weeks):	10	10
5) Maximum Duration (weeks):	16	16

6) Comparison of State Average Weekly Benefit to Weekly Income Levels²



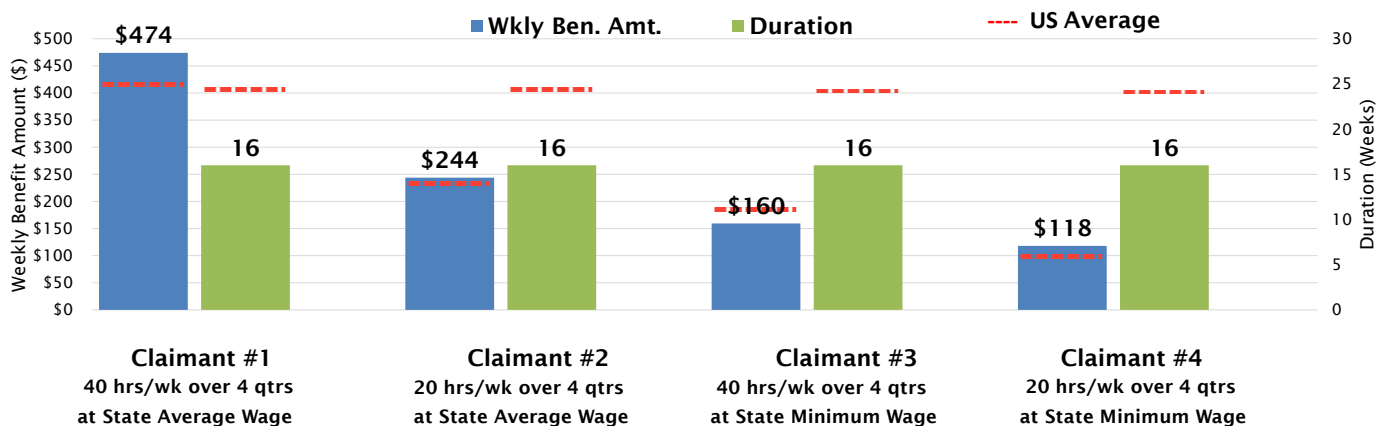
7) Average and Maximum Weekly Benefit as a Percent of Claimants' Wages

State Formulation for Weekly Benefit Amount As Percent of Prior Weekly Wages:	55%	State Maximum Weekly Benefit as % of State's Avg Weekly Wage:	53%
Recommended Standard ⁵ :	50%		67%

State Average of Individuals' Replacement Rate in 2018²: 51%

8)

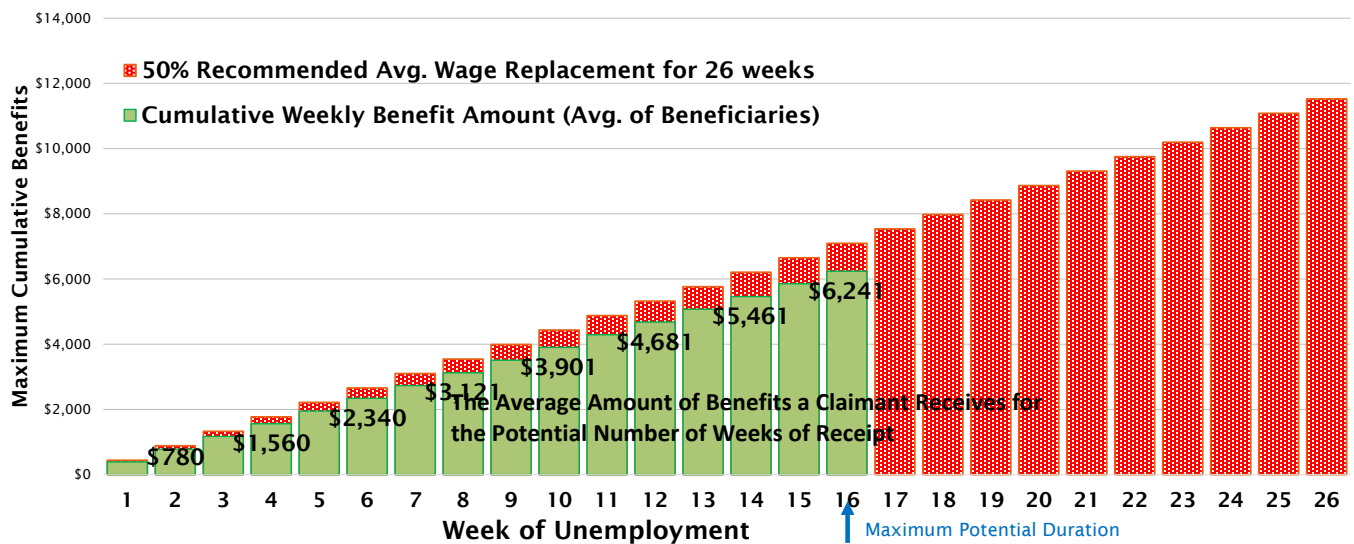
Estimated Weekly Benefit Amounts and Potential Duration of Representative Claimants⁶



Duration of Benefit Payments

9)

Cumulative Benefits Paid Per Claimant by Week of Unemployment (Average of All Beneficiaries)

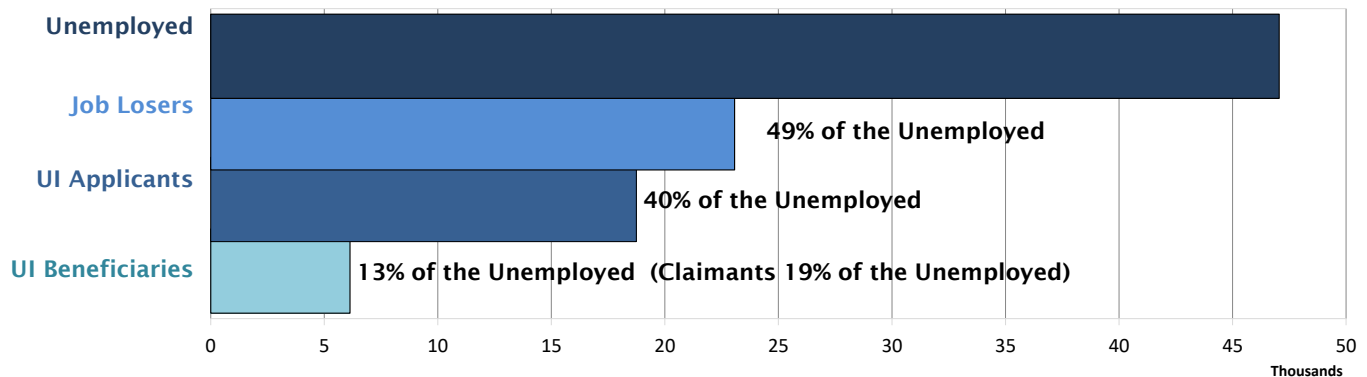


10)

State Actual Avg. UI Duration (weeks): 12

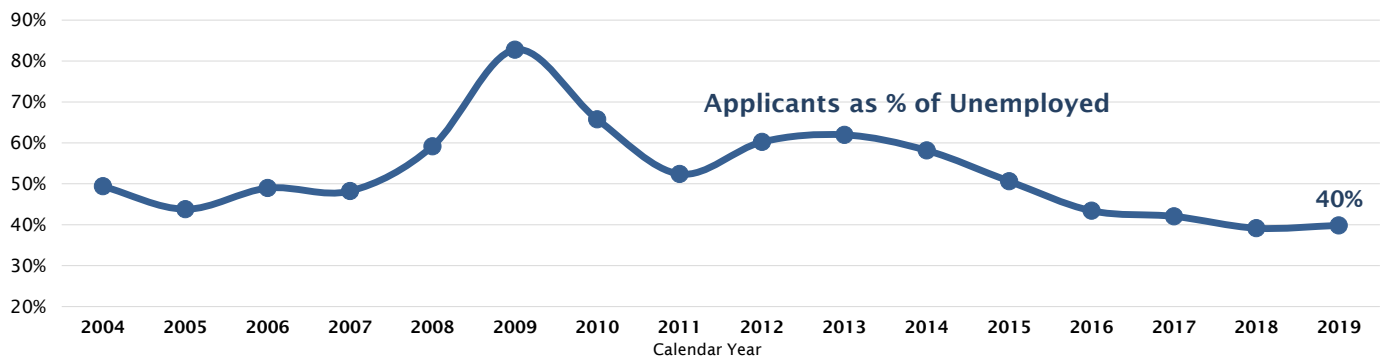
Application and Reciprocity

11) Application and Receipt of UI Benefits as a Proportion of the Unemployed



12)

State Historical Application Rate*



* Includes only Regular State UI program claims. Excludes Extended Benefits and Emergency Unemployment Compensation.

Footnote:

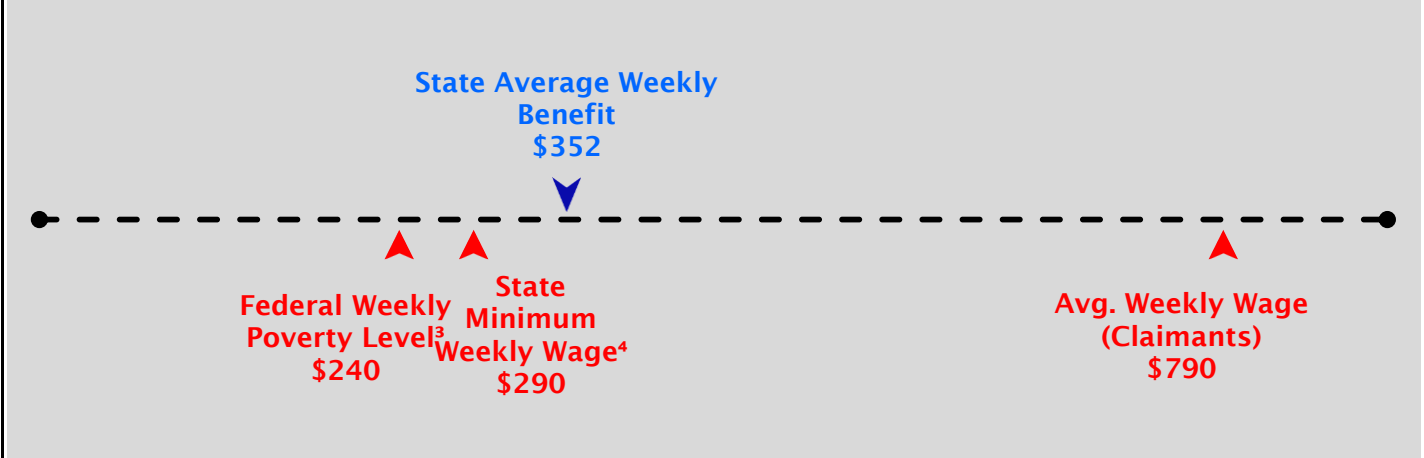
- Dependents benefits represent the maximum amount a claimant may receive under the most number of dependents allowed.
- 1a. State law varies the maximum duration based upon the state's unemployment rate.
- Average Weekly Benefit and Replacement Rate as measured from the state's Benefit Accuracy Measures (sampling) database for the year.
- Yearly standard provided by the U.S. Department of Health and Human Services. See Data Definitions item 8.
- State hourly minimum wage for 40 hours, as defined by state law - lowest of all state defined minimums. See Data Definitions item 8.
- Advisory Council on Unemployment Compensation (1996) recommendation, 1995-22.

Kentucky 2019

State Benefit Payment Amounts

	Without Dependents	With Dependents ¹
1) Minimum Weekly Benefit Amount:	\$39	N/A
2) Maximum Weekly Benefit Amount:	\$502	N/A
3) Maximum Potential Benefit Amount:	\$13,052	N/A
4) Minimum Duration (weeks):	15	15
5) Maximum Duration (weeks):	26	26

6) Comparison of State Average Weekly Benefit to Weekly Income Levels²



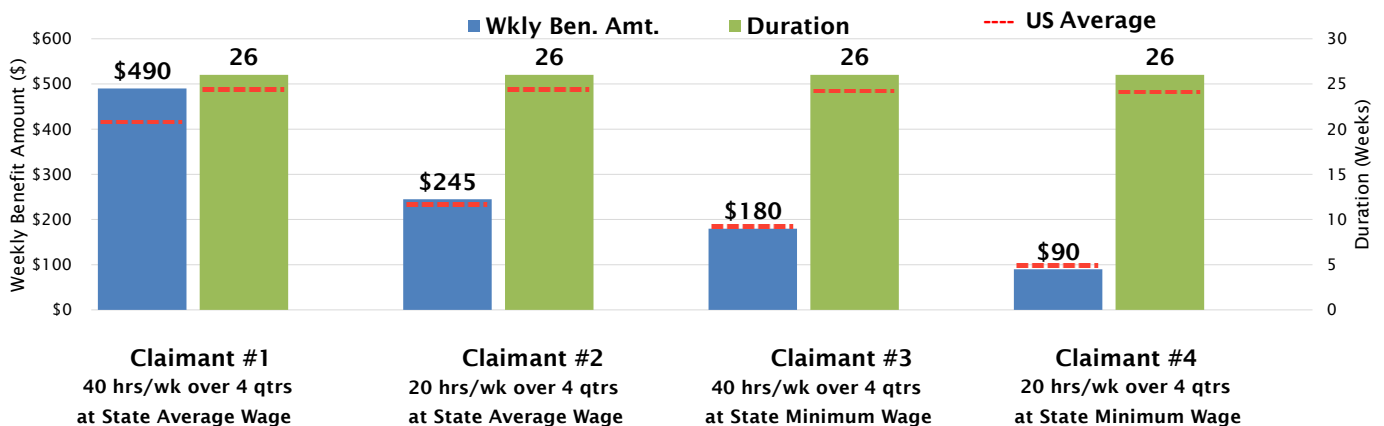
7) Average and Maximum Weekly Benefit as a Percent of Claimants' Wages

State Formulation for Weekly Benefit Amount As Percent of Prior Weekly Wages:	62%	State Maximum Weekly Benefit as % of State's Avg Weekly Wage:	64%
Recommended Standard ⁵ :	50%		67%

State Average of Individuals' Replacement Rate in 2018²: 49%

8)

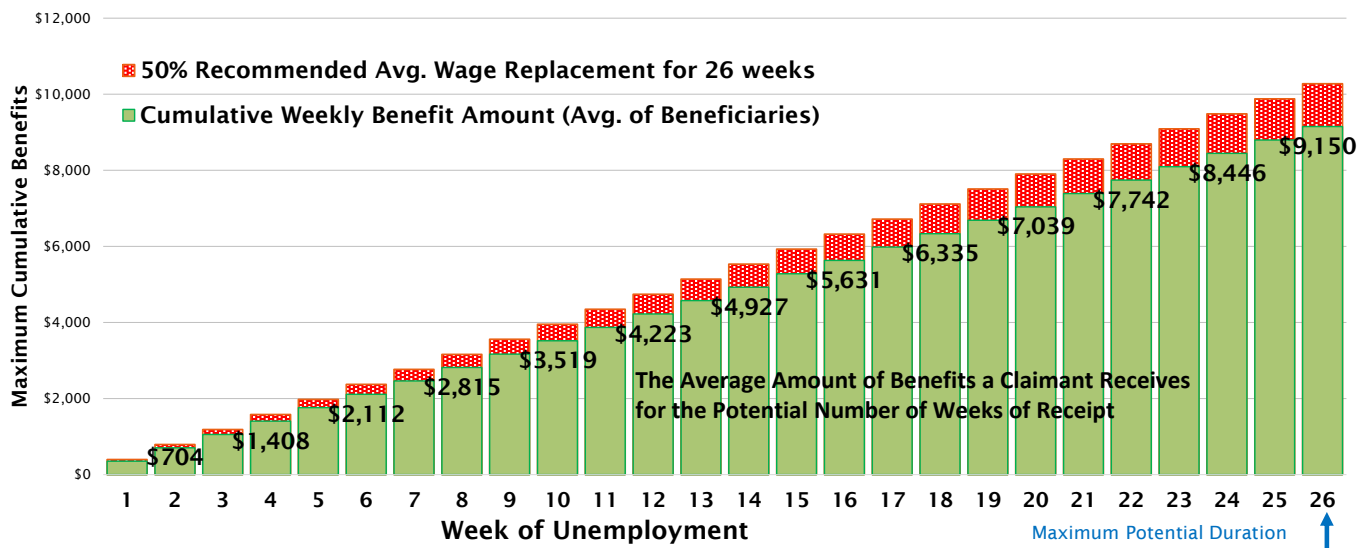
Estimated Weekly Benefit Amounts and Potential Duration of Representative Claimants⁶



Duration of Benefit Payments

9)

Cumulative Benefits Paid Per Claimant by Week of Unemployment (Average of All Beneficiaries)

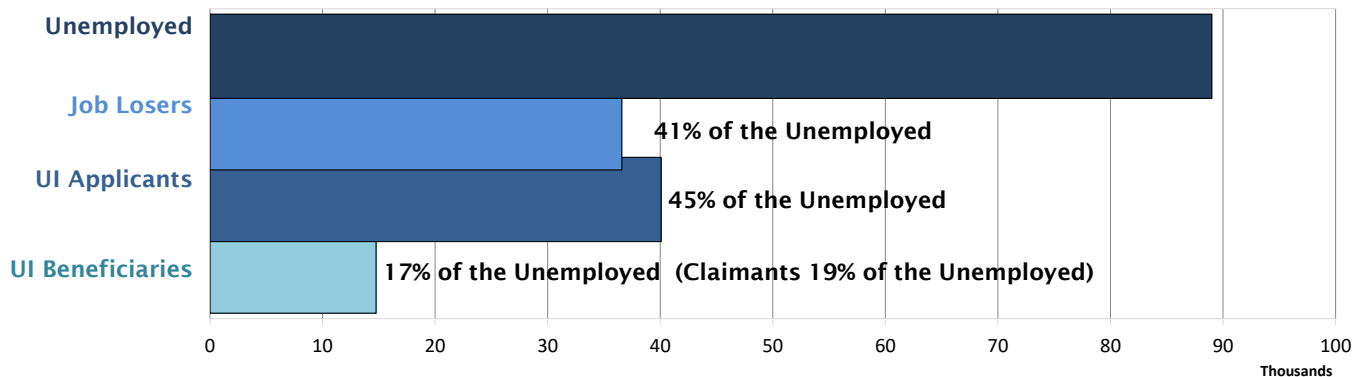


10)

State Actual Avg. UI Duration (weeks): 18

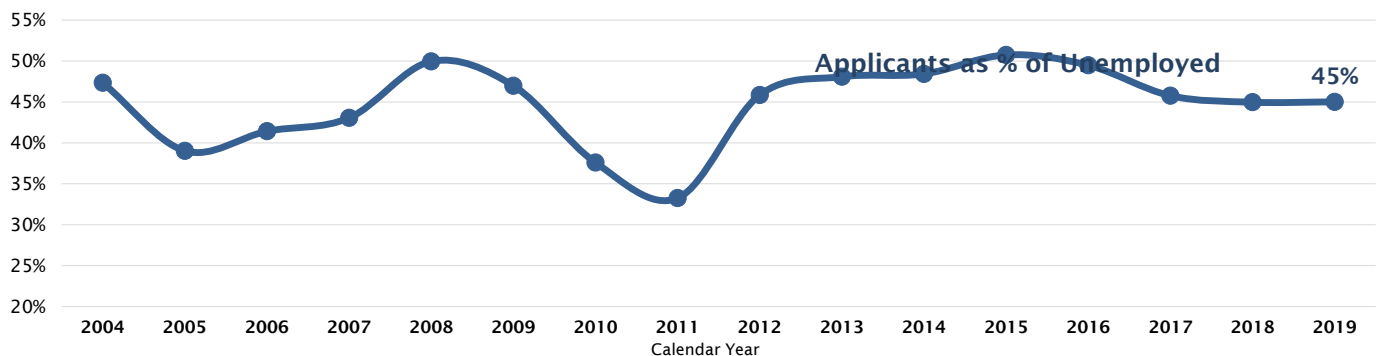
Application and Reciprocity

11) Application and Receipt of UI Benefits as a Proportion of the Unemployed



12)

State Historical Application Rate*



* Includes only Regular State UI program claims. Excludes Extended Benefits and Emergency Unemployment Compensation.

Footnote:

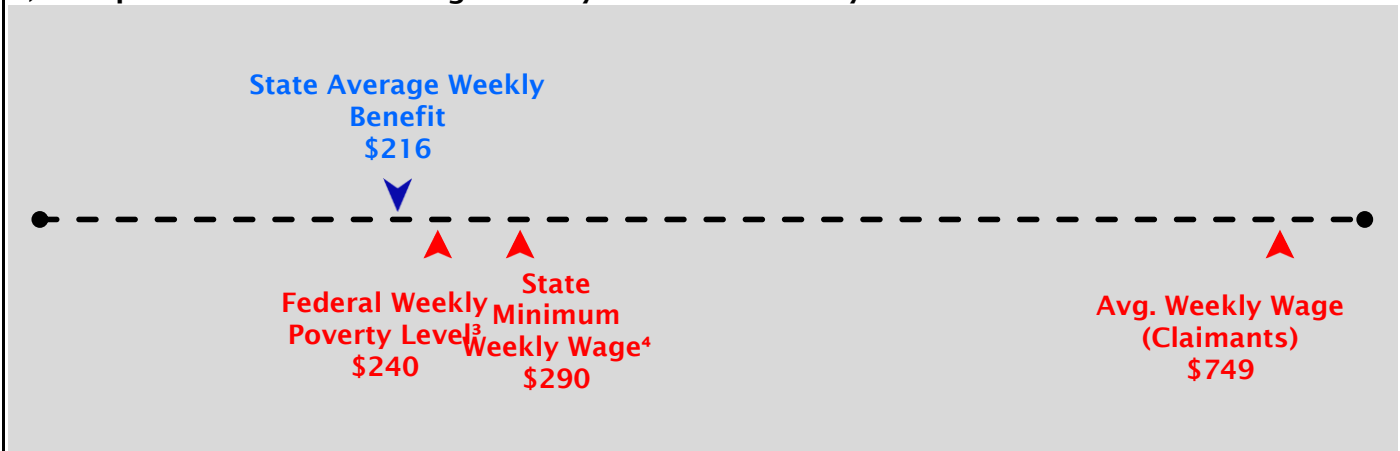
1. Dependents benefits represent the maximum amount a claimant may receive under the most number of dependents allowed.
2. Average Weekly Benefit and Replacement Rate as measured from the state's Benefit Accuracy Measures (sampling) database for the year.
3. Yearly standard provided by the U.S. Department of Health and Human Services. See Data Definitions item 8.
4. State hourly minimum wage for 40 hours, as defined by state law - lowest of all state defined minimums. See Data Definitions item 8.
5. Advisory Council on Unemployment Compensation (1996) recommendation, 1995-22.
6. Representative Claimants chosen to display the range of benefits and duration does not include Dependents, see Data Definitions item 11.

Louisiana 2019

State Benefit Payment Amounts

	Without Dependents	With Dependents ¹
1) Minimum Weekly Benefit Amount:	\$10	N/A
2) Maximum Weekly Benefit Amount:	\$221	\$284
3) Maximum Potential Benefit Amount:	\$5,746	N/A
4) Minimum Duration (weeks):	26	26
5) Maximum Duration (weeks):	26	26

6) Comparison of State Average Weekly Benefit to Weekly Income Levels²



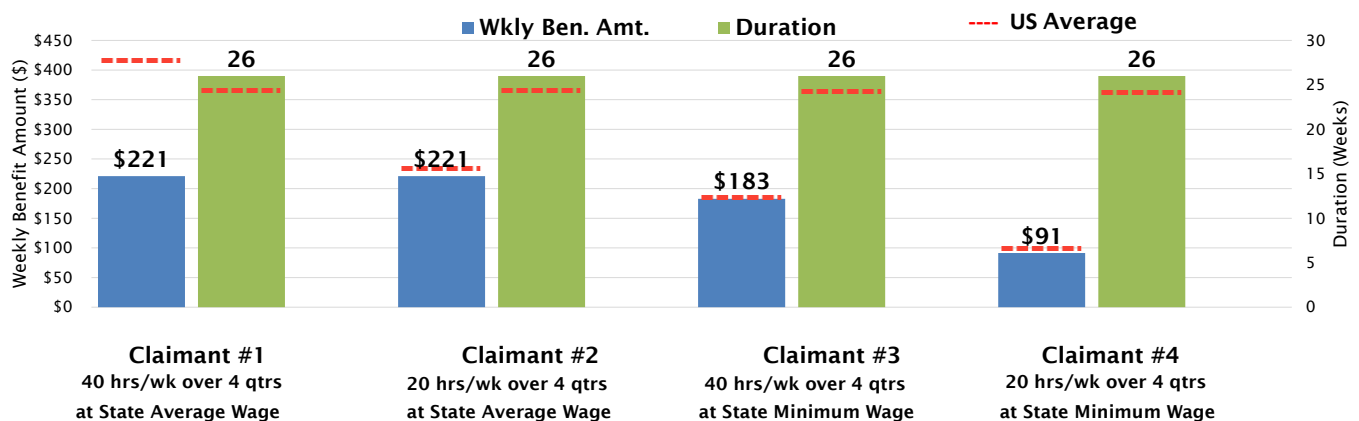
7) Average and Maximum Weekly Benefit as a Percent of Claimants' Wages

State Formulation for Weekly Benefit Amount As Percent of Prior Weekly Wages:	63%	State Maximum Weekly Benefit as % of State's Avg Weekly Wage:	30%
Recommended Standard ⁵ :	50%		67%

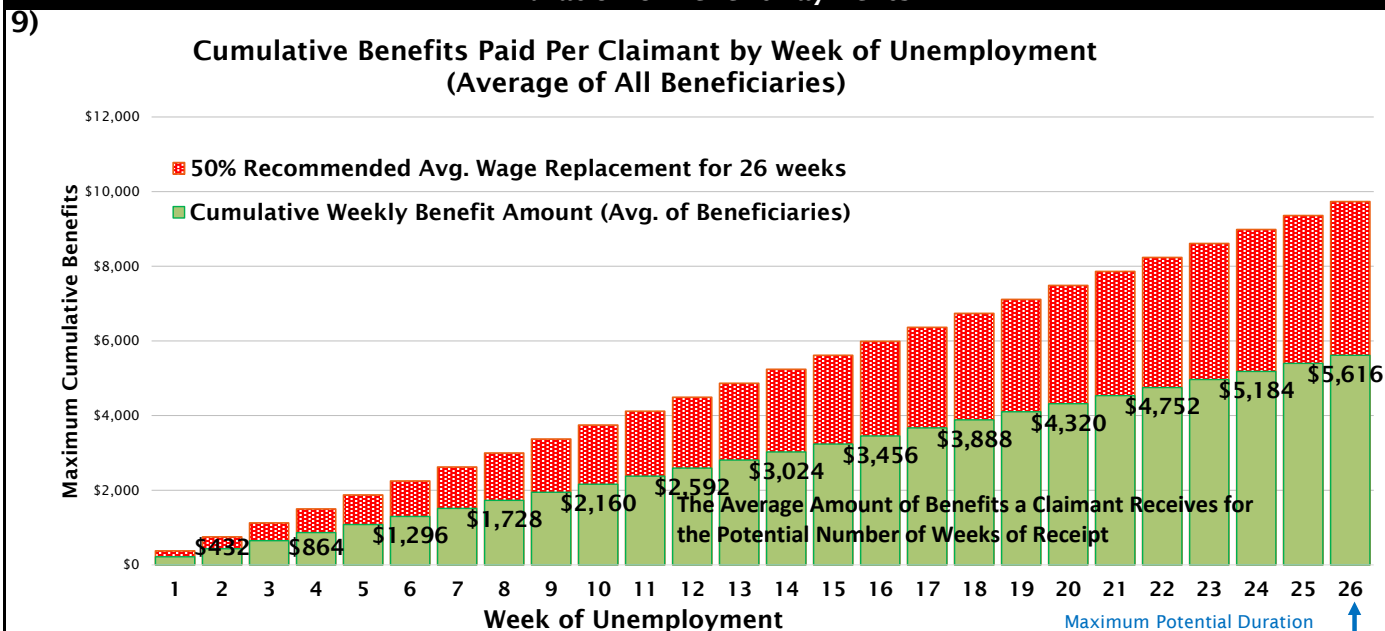
State Average of Individuals' Replacement Rate in 2018²: 34%

8)

Estimated Weekly Benefit Amounts and Potential Duration of Representative Claimants⁶



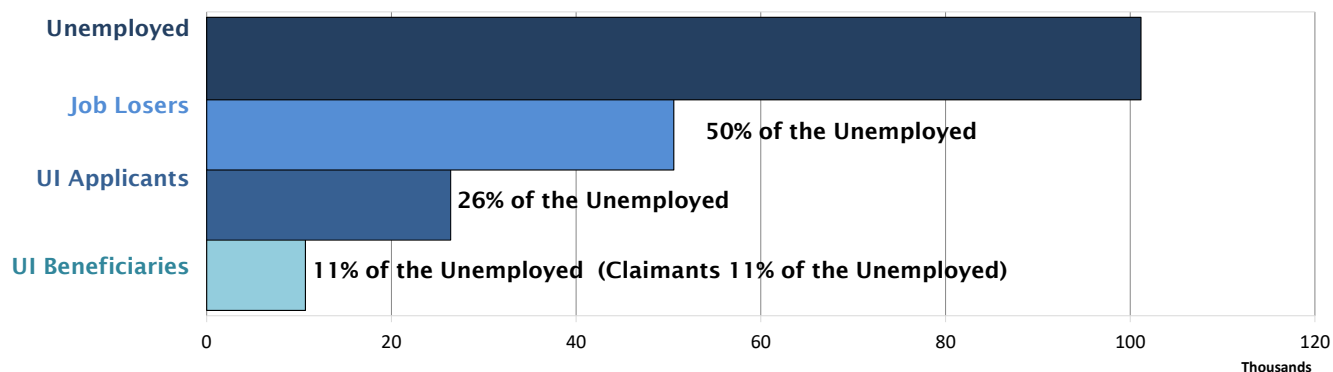
Duration of Benefit Payments



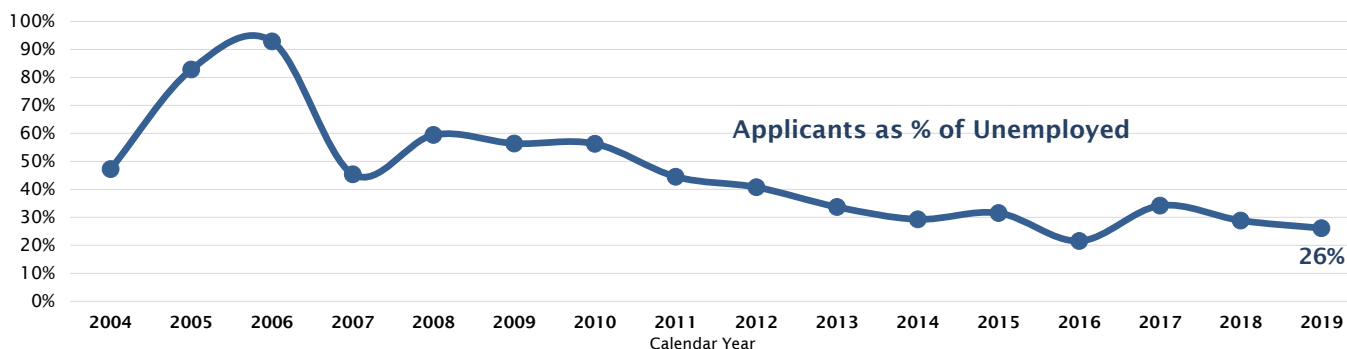
10) **State Actual Avg. UI Duration (weeks): 15**

Application and Reciprocity

11) Application and Receipt of UI Benefits as a Proportion of the Unemployed



12) State Historical Application Rate*



* Includes only Regular State UI program claims. Excludes Extended Benefits and Emergency Unemployment Compensation.

Footnote:


1. Dependents benefits represent the maximum amount a claimant may receive under the most number of dependents allowed.
2. Average Weekly Benefit and Replacement Rate as measured from the state's Benefit Accuracy Measures (sampling) database for the year.
3. Yearly standard provided by the U.S. Department of Health and Human Services. See Data Definitions item 8.
4. State hourly minimum wage for 40 hours, as defined by state law - lowest of all state defined minimums. See Data Definitions item 8.
5. Advisory Council on Unemployment Compensation (1996) recommendation, 1995-22.
6. Representative Claimants chosen to display the range of benefits and duration does not include Dependents, see Data Definitions item 11.

Massachusetts 2019

State Benefit Payment Amounts

	Without Dependents	With Dependents ¹
1) Minimum Weekly Benefit Amount:	\$45	\$67
2) Maximum Weekly Benefit Amount:	\$795	\$1,192
3) Maximum Potential Benefit Amount:	\$23,850	\$35,760
4) Minimum Duration (weeks):	10	10
5) Maximum Duration (weeks):	30	30

6) Comparison of State Average Weekly Benefit to Weekly Income Levels²



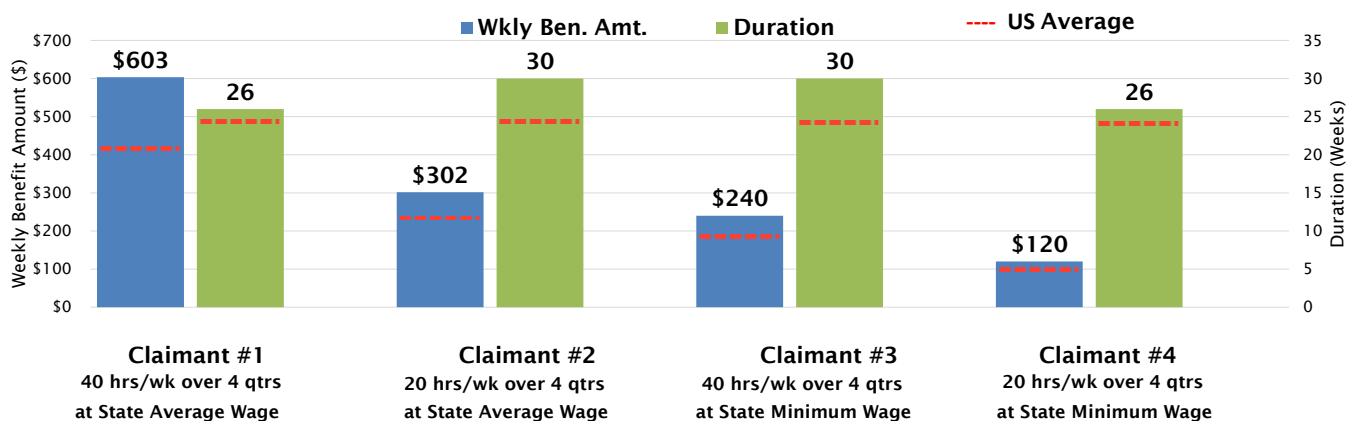
7) Average and Maximum Weekly Benefit as a Percent of Claimants' Wages

State Formulation for Weekly Benefit Amount As Percent of Prior Weekly Wages:	50%	State Maximum Weekly Benefit as % of State's Avg Weekly Wage:	66%
Recommended Standard ⁵ :	50%		67%

State Average of Individuals' Replacement Rate in 2018²: 49%

8)

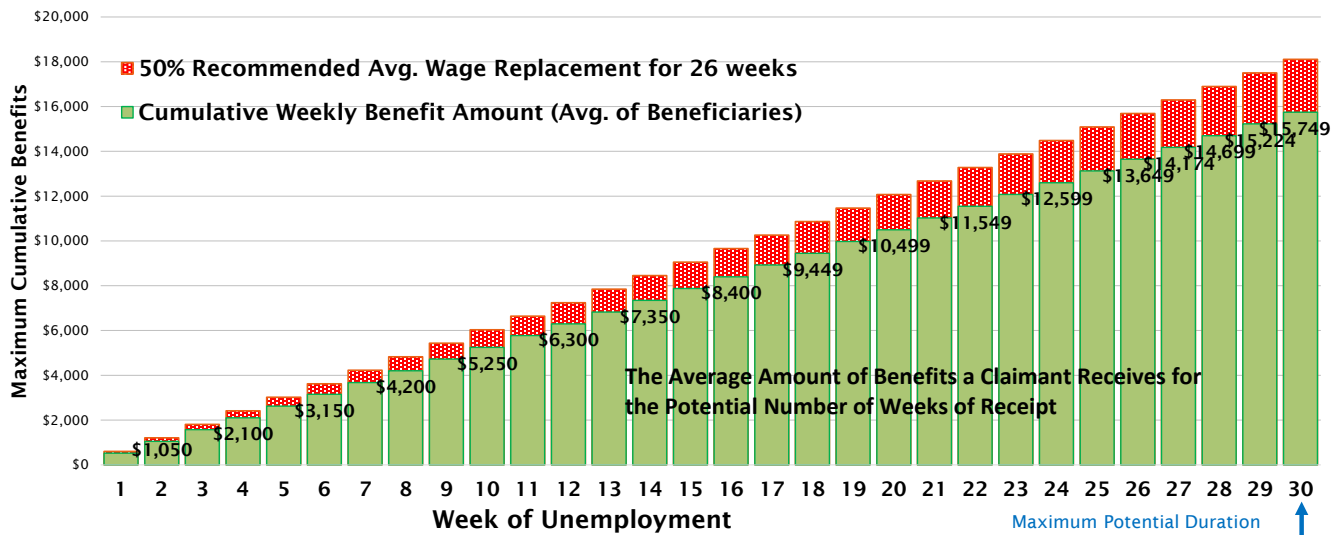
Estimated Weekly Benefit Amounts and Potential Duration of Representative Claimants⁶



Duration of Benefit Payments

9)

Cumulative Benefits Paid Per Claimant by Week of Unemployment (Average of All Beneficiaries)



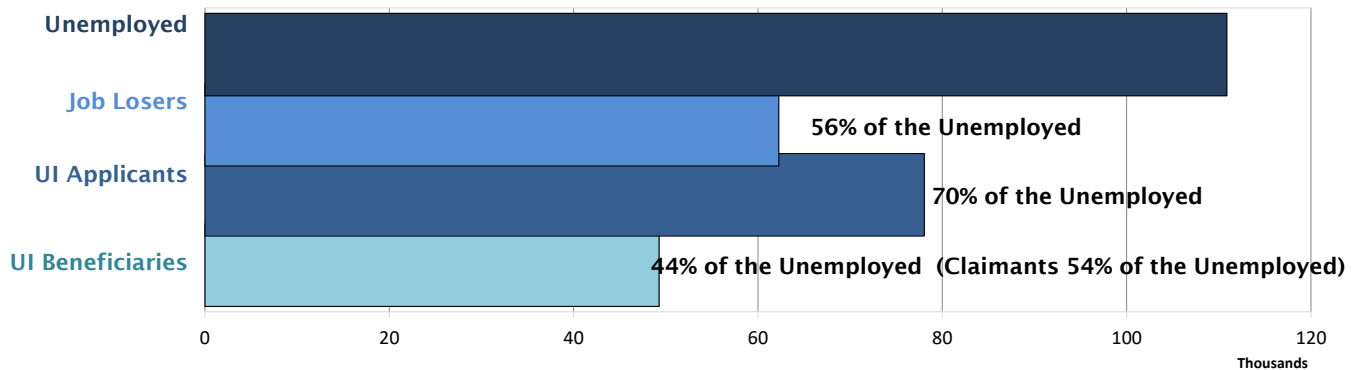
10)

State Actual Avg. UI Duration (weeks):

17

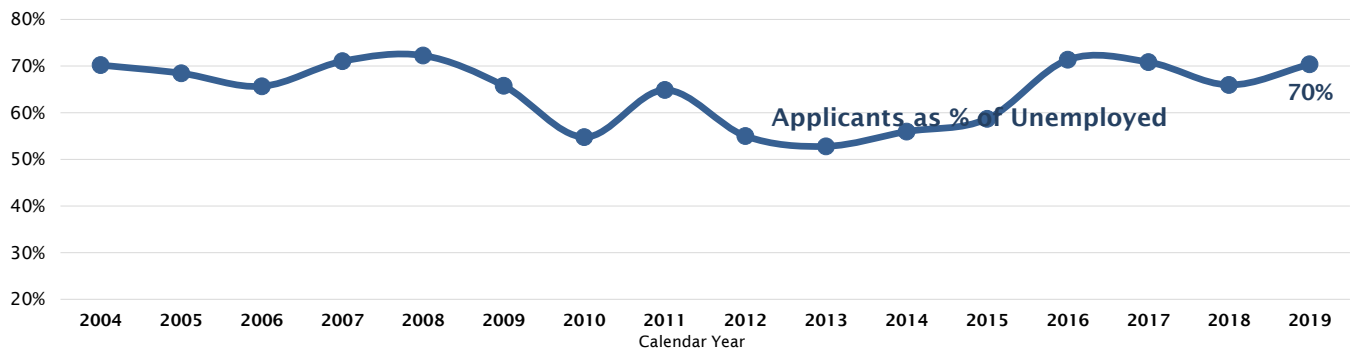
Application and Reciprocity

11) Application and Receipt of UI Benefits as a Proportion of the Unemployed



12)

State Historical Application Rate*



* Includes only Regular State UI program claims. Excludes Extended Benefits and Emergency Unemployment Compensation.

Footnote:

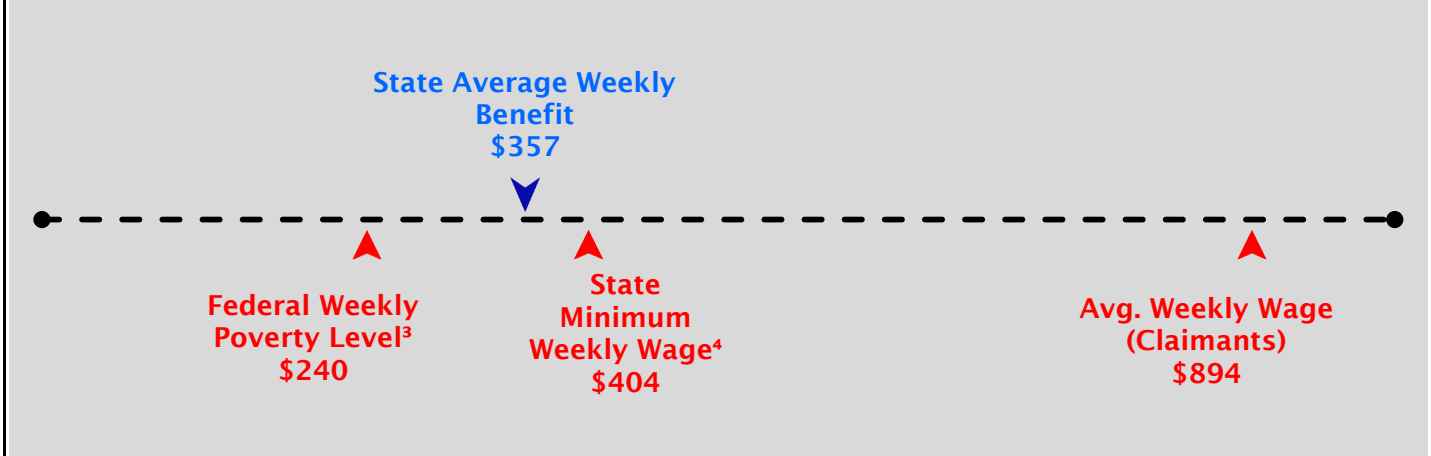
- Dependents benefits represent the maximum amount a claimant may receive under the most number of dependents allowed.
- 1a. Maximum number of weeks is capped at 26 during periods of low unemployment.
- Average Weekly Benefit and Replacement Rate as measured from the state's Benefit Accuracy Measures (sampling) database for the year.
- Yearly standard provided by the U.S. Department of Health and Human Services. See Data Definitions item 8.
- State hourly minimum wage for 40 hours, as defined by state law - lowest of all state defined minimums. See Data Definitions item 8.
- Advisory Council on Unemployment Compensation (1996) recommendation, 1995-22.

Maryland 2019

State Benefit Payment Amounts

	<u>Without Dependents</u>	<u>With Dependents¹</u>
1) Minimum Weekly Benefit Amount:	\$50	\$90
2) Maximum Weekly Benefit Amount:	\$430	\$430
3) Maximum Potential Benefit Amount:	\$11,180	\$11,180
4) Minimum Duration (weeks):	26	26
5) Maximum Duration (weeks):	26	26

6) Comparison of State Average Weekly Benefit to Weekly Income Levels²



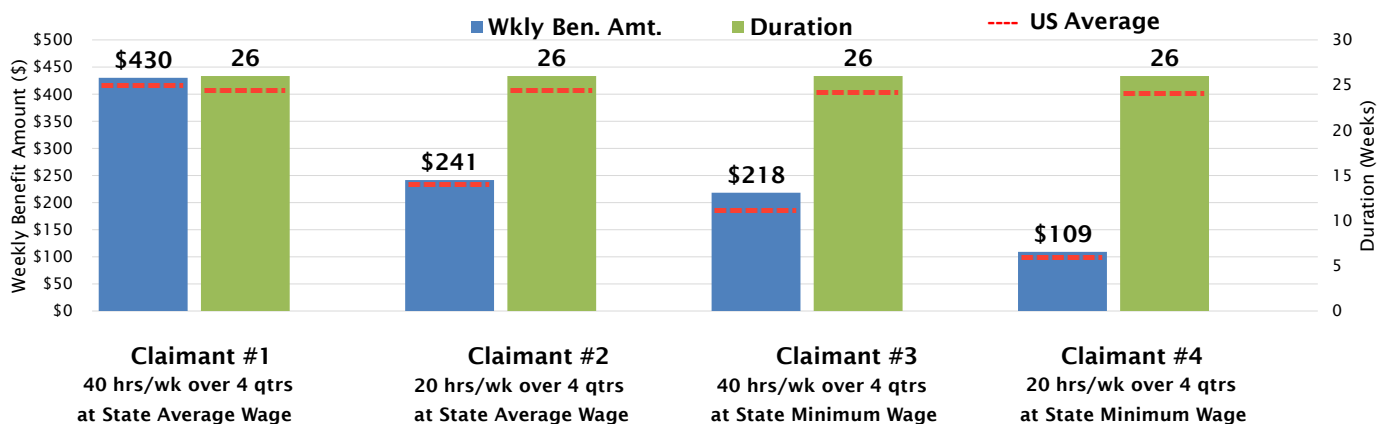
7) Average and Maximum Weekly Benefit as a Percent of Claimants' Wages

State Formulation for Weekly Benefit Amount As Percent of Prior Weekly Wages:	54%	State Maximum Weekly Benefit as % of State's Avg Weekly Wage:	48%
Recommended Standard ⁵ :	50%		67%

State Average of Individuals' Replacement Rate in 2018²: 46%

8)

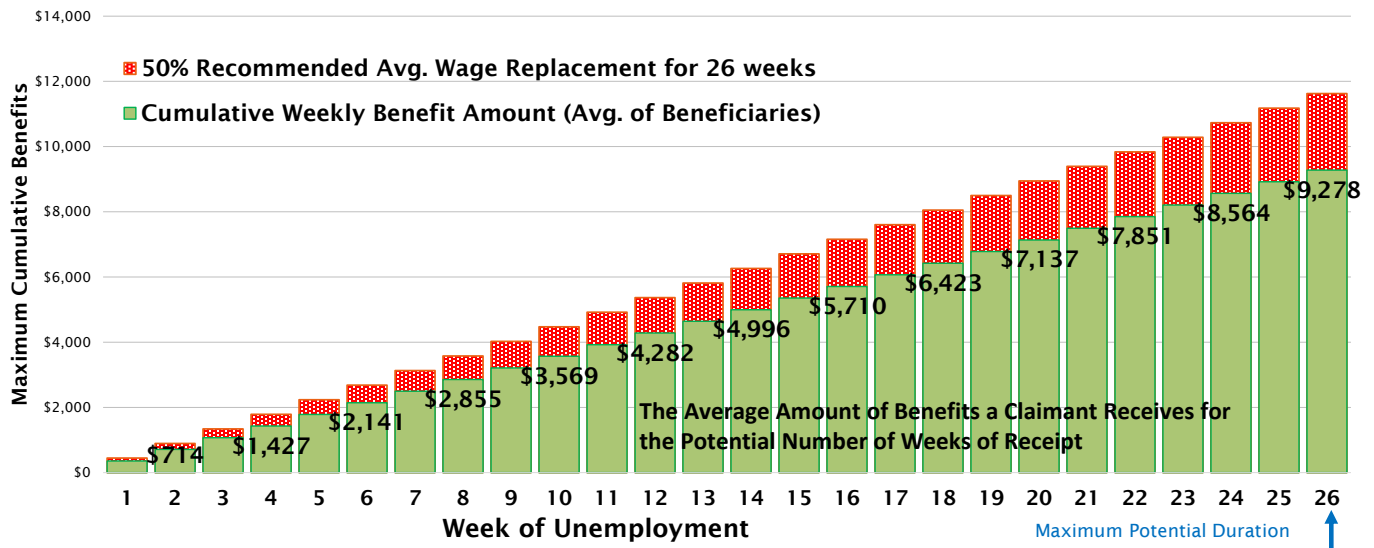
Estimated Weekly Benefit Amounts and Potential Duration of Representative Claimants⁶



Duration of Benefit Payments

9)

Cumulative Benefits Paid Per Claimant by Week of Unemployment (Average of All Beneficiaries)

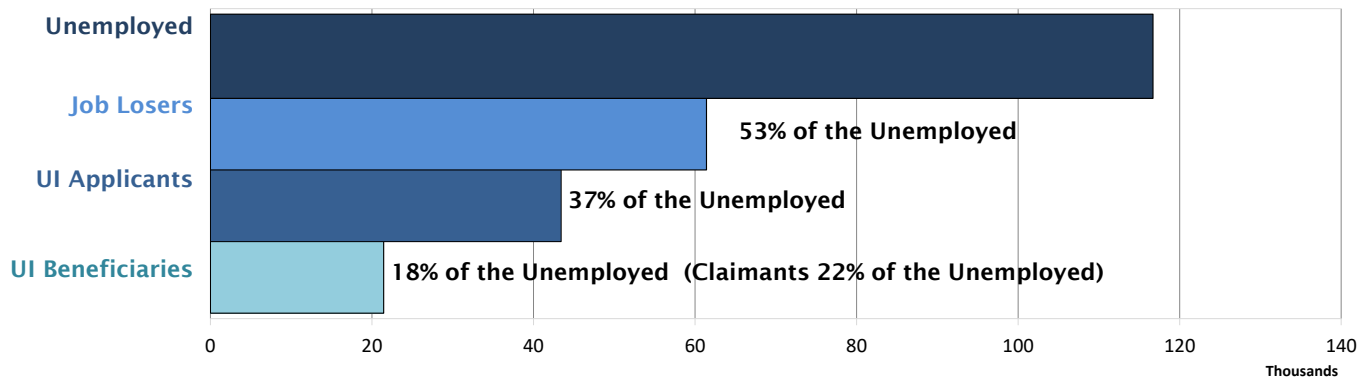


10)

State Actual Avg. UI Duration (weeks): 18

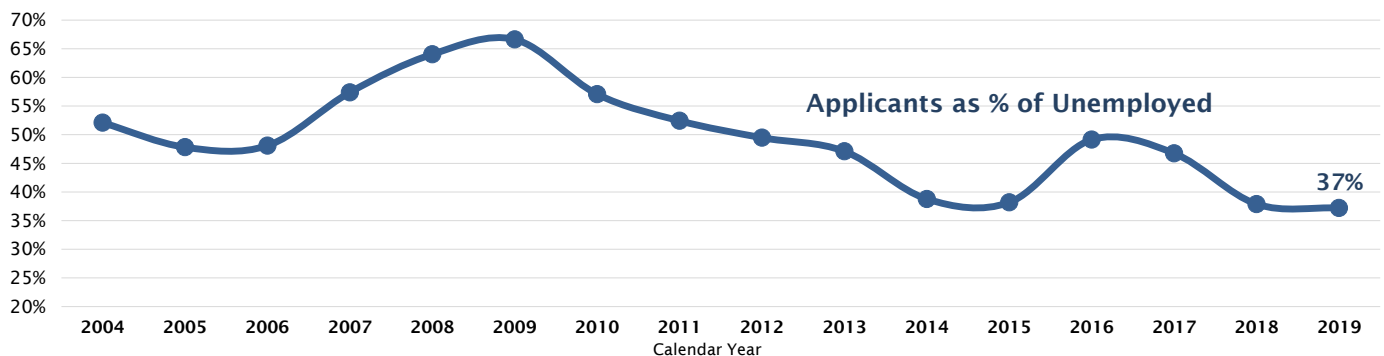
Application and Reciprocity

11) Application and Receipt of UI Benefits as a Proportion of the Unemployed



12)

State Historical Application Rate*



* Includes only Regular State UI program claims. Excludes Extended Benefits and Emergency Unemployment Compensation.

Footnote:

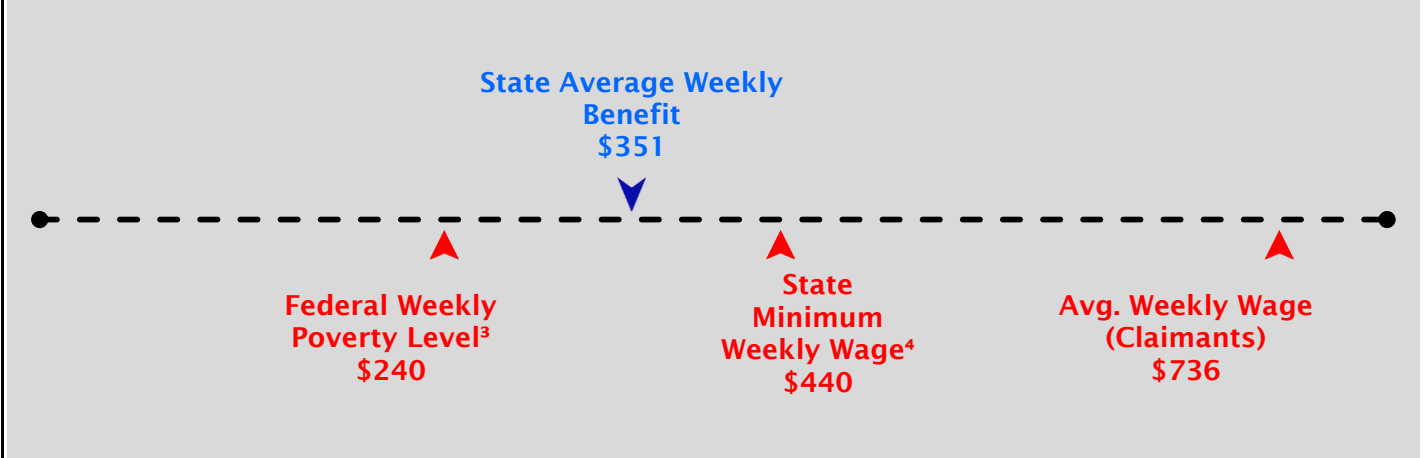
1. Dependents benefits represent the maximum amount a claimant may receive under the most number of dependents allowed.
2. Average Weekly Benefit and Replacement Rate as measured from the state's Benefit Accuracy Measures (sampling) database for the year.
3. Yearly standard provided by the U.S. Department of Health and Human Services. See Data Definitions item 8.
4. State hourly minimum wage for 40 hours, as defined by state law - lowest of all state defined minimums. See Data Definitions item 8.
5. Advisory Council on Unemployment Compensation (1996) recommendation, 1995-22.
6. Representative Claimants chosen to display the range of benefits and duration does not include Dependents, see Data Definitions item 11.

Maine 2019

State Benefit Payment Amounts

	<u>Without Dependents</u>	<u>With Dependents¹</u>
1) Minimum Weekly Benefit Amount:	\$75	\$112
2) Maximum Weekly Benefit Amount:	\$431	\$646
3) Maximum Potential Benefit Amount:	\$11,206	\$16,796
4) Minimum Duration (weeks):	15	15
5) Maximum Duration (weeks):	26	26

6) Comparison of State Average Weekly Benefit to Weekly Income Levels²



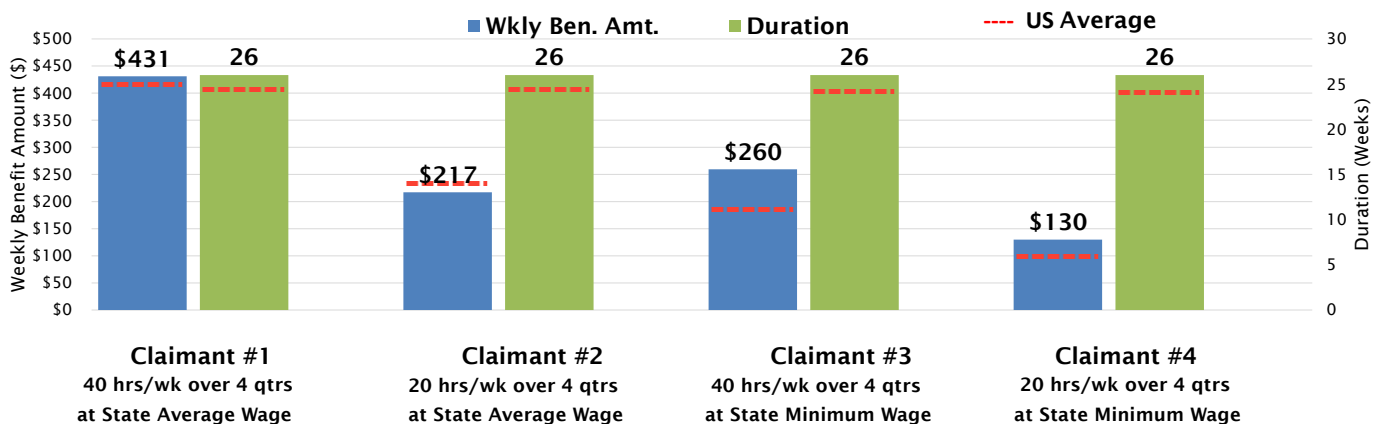
7) Average and Maximum Weekly Benefit as a Percent of Claimants' Wages

State Formulation for Weekly Benefit Amount As Percent of Prior Weekly Wages:	59%	State Maximum Weekly Benefit as % of State's Avg Weekly Wage:	59%
Recommended Standard ⁵ :	50%		67%

State Average of Individuals' Replacement Rate in 2018²: 52%

8)

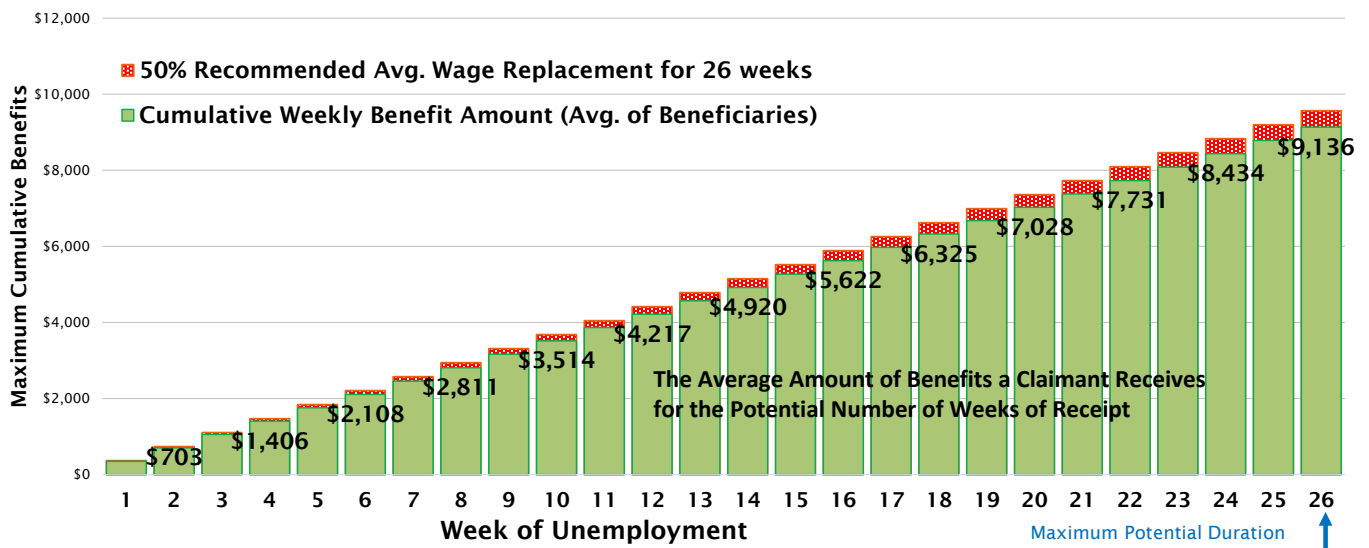
Estimated Weekly Benefit Amounts and Potential Duration of Representative Claimants⁶



Duration of Benefit Payments

9)

Cumulative Benefits Paid Per Claimant by Week of Unemployment (Average of All Beneficiaries)

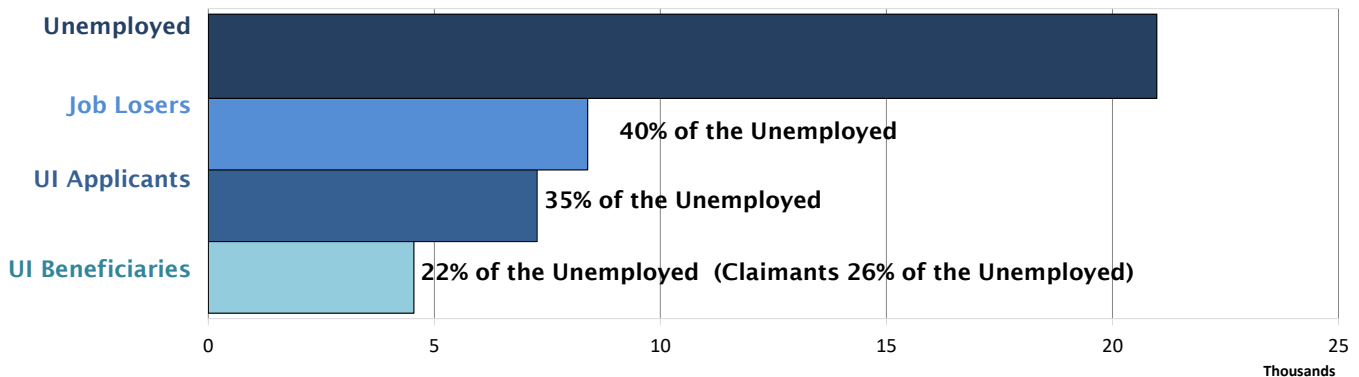


10)

State Actual Avg. UI Duration (weeks): 14

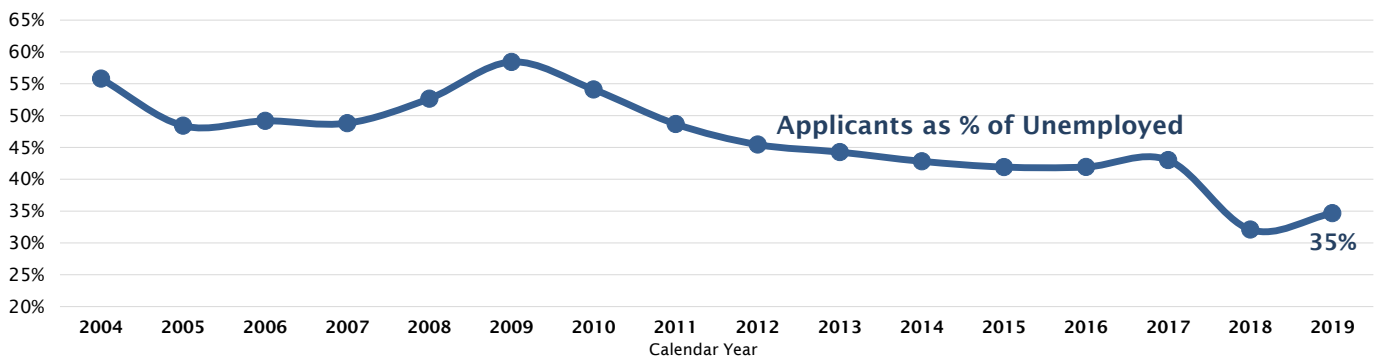
Application and Reciprocity

11) Application and Receipt of UI Benefits as a Proportion of the Unemployed



12)

State Historical Application Rate*



* Includes only Regular State UI program claims. Excludes Extended Benefits and Emergency Unemployment Compensation.

Footnote:

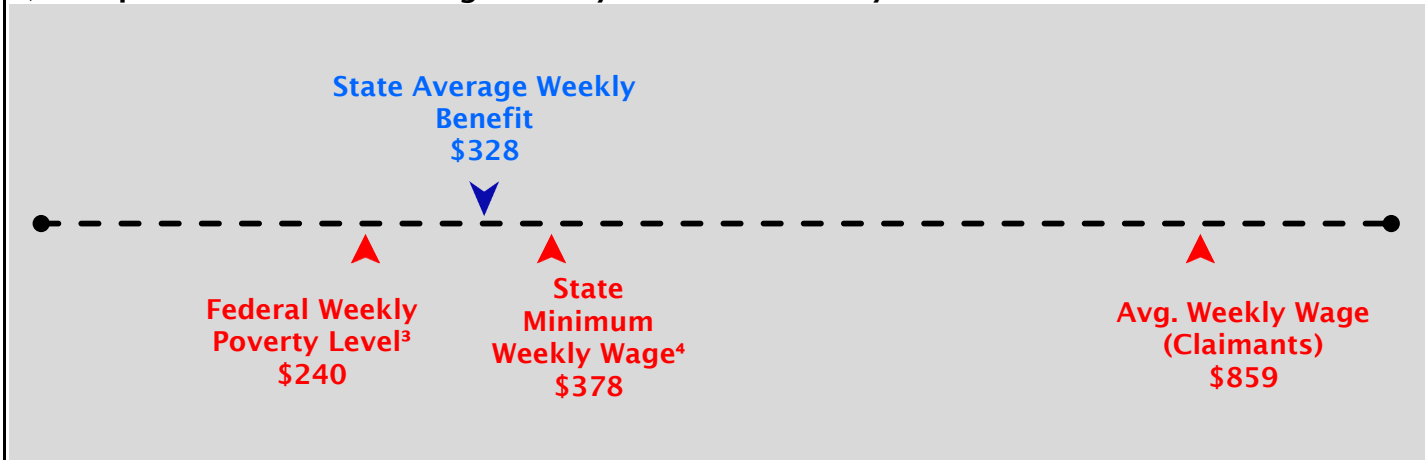
1. Dependents benefits represent the maximum amount a claimant may receive under the most number of dependents allowed.
2. Average Weekly Benefit and Replacement Rate as measured from the state's Benefit Accuracy Measures (sampling) database for the year.
3. Yearly standard provided by the U.S. Department of Health and Human Services. See Data Definitions item 8.
4. State hourly minimum wage for 40 hours, as defined by state law - lowest of all state defined minimums. See Data Definitions item 8.
5. Advisory Council on Unemployment Compensation (1996) recommendation, 1995-22.
6. Representative Claimants chosen to display the range of benefits and duration does not include Dependents, see Data Definitions item 11.

Michigan 2019

State Benefit Payment Amounts

	<u>Without Dependents</u>	<u>With Dependents¹</u>
1) Minimum Weekly Benefit Amount:	\$147	\$177
2) Maximum Weekly Benefit Amount:	\$362	\$362
3) Maximum Potential Benefit Amount:	\$7,240	\$7,240
4) Minimum Duration (weeks):	14	14
5) Maximum Duration (weeks):	20	20

6) Comparison of State Average Weekly Benefit to Weekly Income Levels²



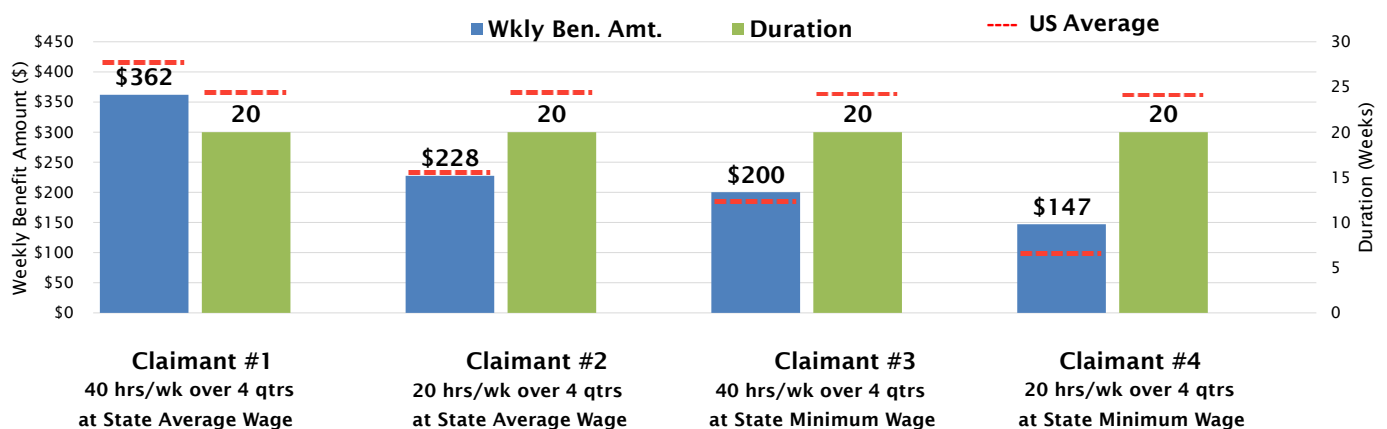
7) Average and Maximum Weekly Benefit as a Percent of Claimants' Wages

State Formulation for Weekly Benefit Amount As Percent of Prior Weekly Wages:	53%	State Maximum Weekly Benefit as % of State's Avg Weekly Wage:	42%
Recommended Standard ⁵ :	50%		67%

State Average of Individuals' Replacement Rate in 2018²: 45%

8)

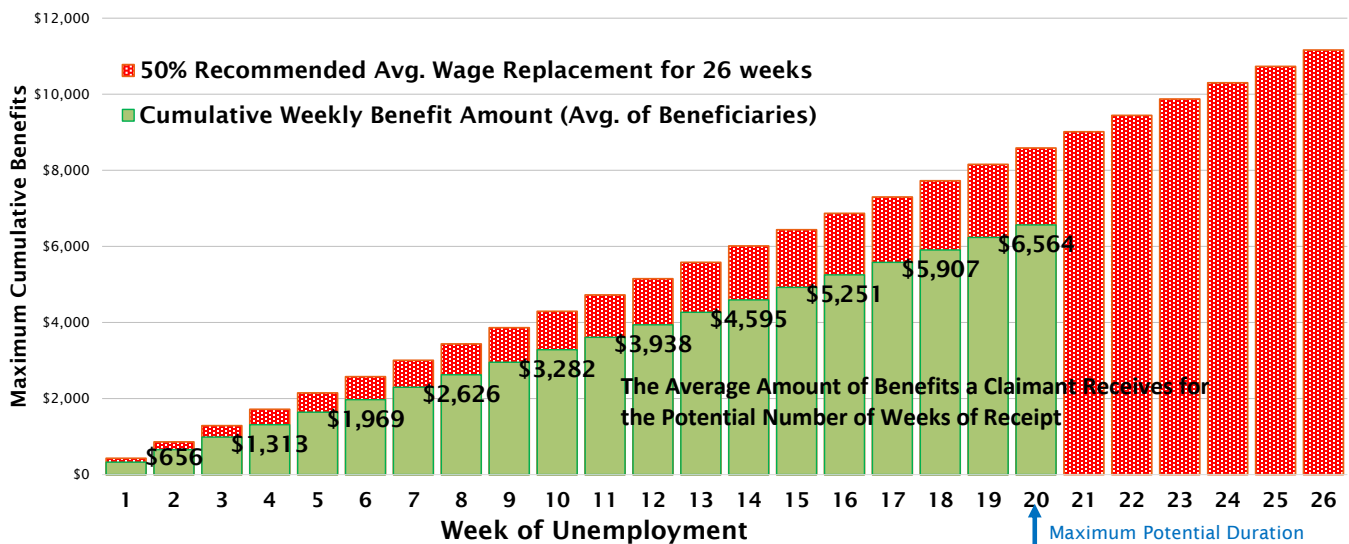
Estimated Weekly Benefit Amounts and Potential Duration of Representative Claimants⁶



Duration of Benefit Payments

9)

Cumulative Benefits Paid Per Claimant by Week of Unemployment (Average of All Beneficiaries)



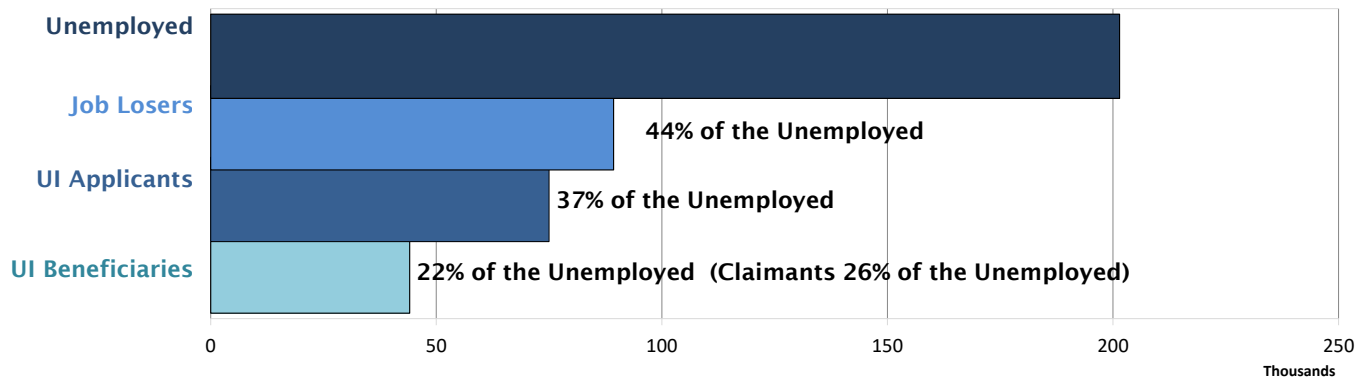
10)

State Actual Avg. UI Duration (weeks):

11

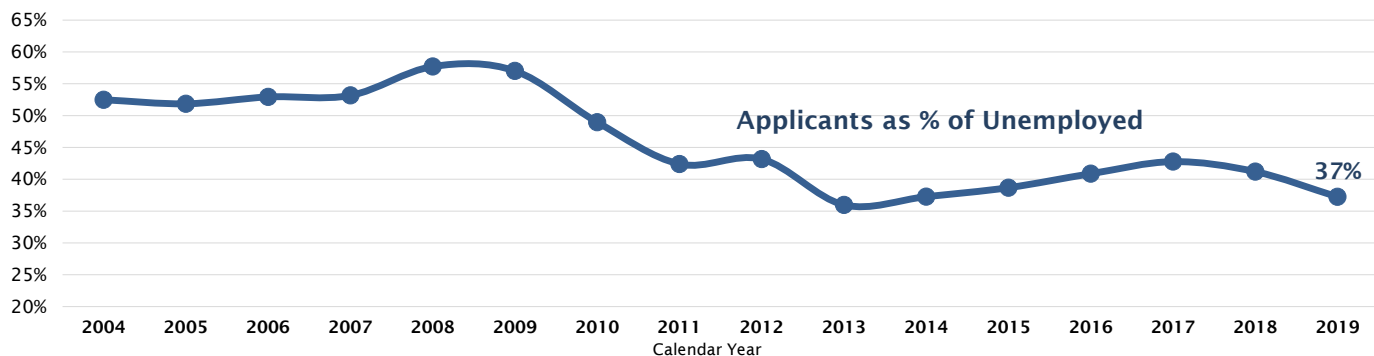
Application and Reciprocity

11) Application and Receipt of UI Benefits as a Proportion of the Unemployed



12)

State Historical Application Rate*



* Includes only Regular State UI program claims. Excludes Extended Benefits and Emergency Unemployment Compensation.

Footnote:

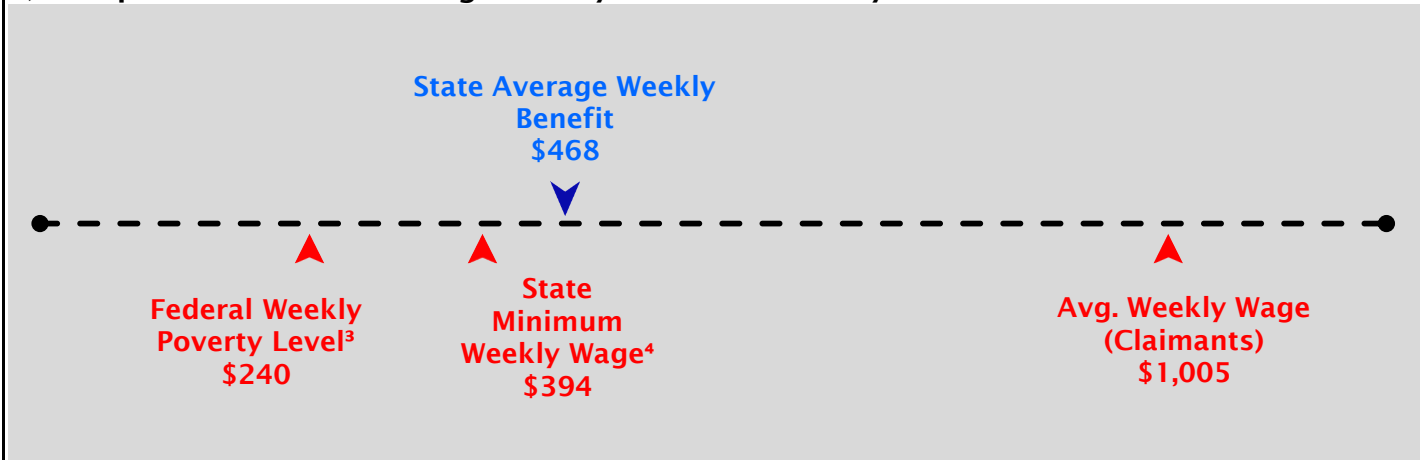
1. Dependents benefits represent the maximum amount a claimant may receive under the most number of dependents allowed.
2. Average Weekly Benefit and Replacement Rate as measured from the state's Benefit Accuracy Measures (sampling) database for the year.
3. Yearly standard provided by the U.S. Department of Health and Human Services. See Data Definitions item 8.
4. State hourly minimum wage for 40 hours, as defined by state law - lowest of all state defined minimums. See Data Definitions item 8.
5. Advisory Council on Unemployment Compensation (1996) recommendation, 1995-22.
6. Representative Claimants chosen to display the range of benefits and duration does not include Dependents, see Data Definitions item 11.

Minnesota 2019

State Benefit Payment Amounts

	<u>Without Dependents</u>	<u>With Dependents¹</u>
1) Minimum Weekly Benefit Amount:	\$28	N/A
2) Maximum Weekly Benefit Amount:	\$462	N/A
3) Maximum Potential Benefit Amount:	\$12,012	N/A
4) Minimum Duration (weeks):	11	11
5) Maximum Duration (weeks):	26	26

6) Comparison of State Average Weekly Benefit to Weekly Income Levels²



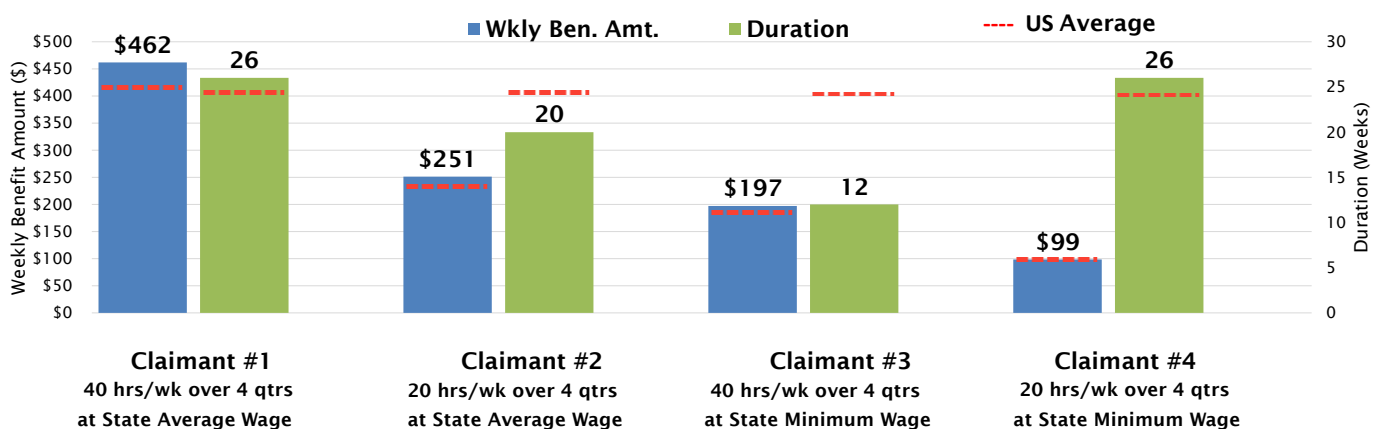
7) Average and Maximum Weekly Benefit as a Percent of Claimants' Wages

State Formulation for Weekly Benefit Amount As Percent of Prior Weekly Wages:	50%	State Maximum Weekly Benefit as % of State's Avg Weekly Wage:	46%
Recommended Standard ⁵ :	50%		67%

State Average of Individuals' Replacement Rate in 2018²: 50%

8)

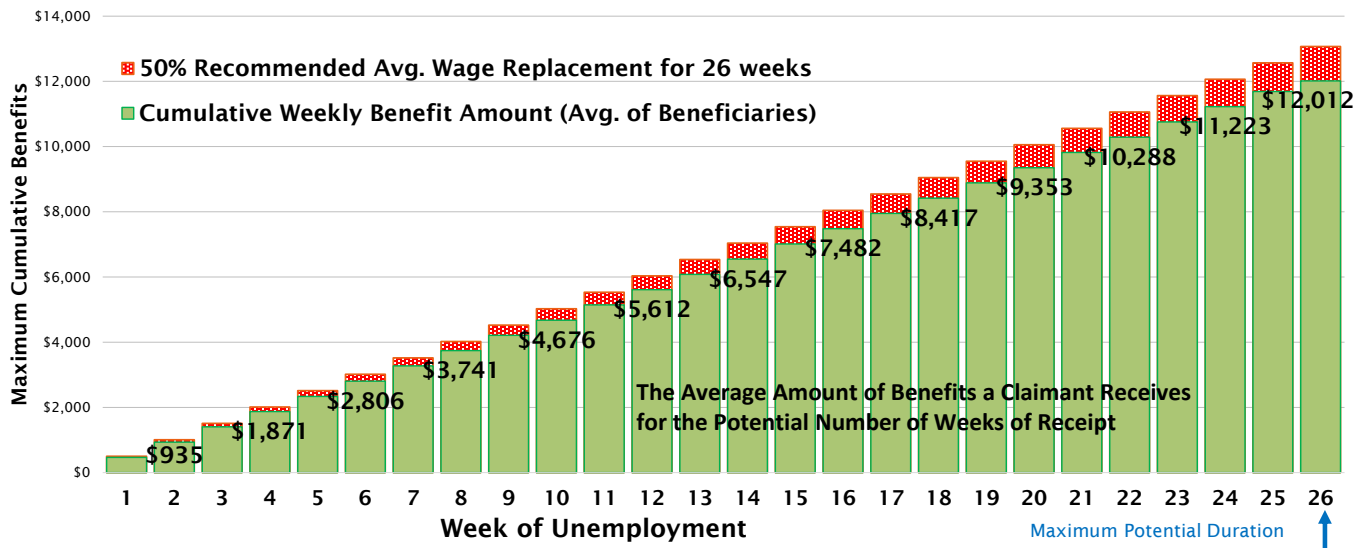
Estimated Weekly Benefit Amounts and Potential Duration of Representative Claimants⁶



Duration of Benefit Payments

9)

Cumulative Benefits Paid Per Claimant by Week of Unemployment (Average of All Beneficiaries)



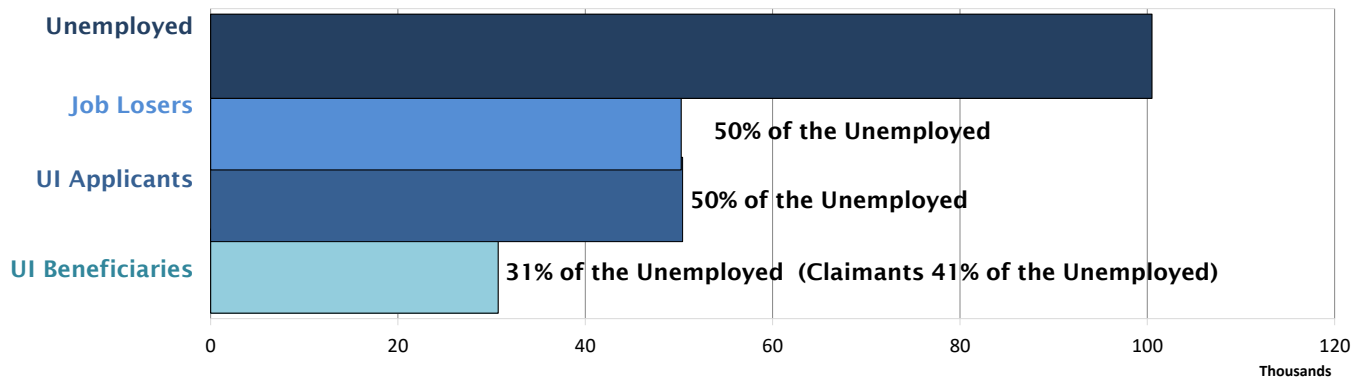
10)

State Actual Avg. UI Duration (weeks):

16

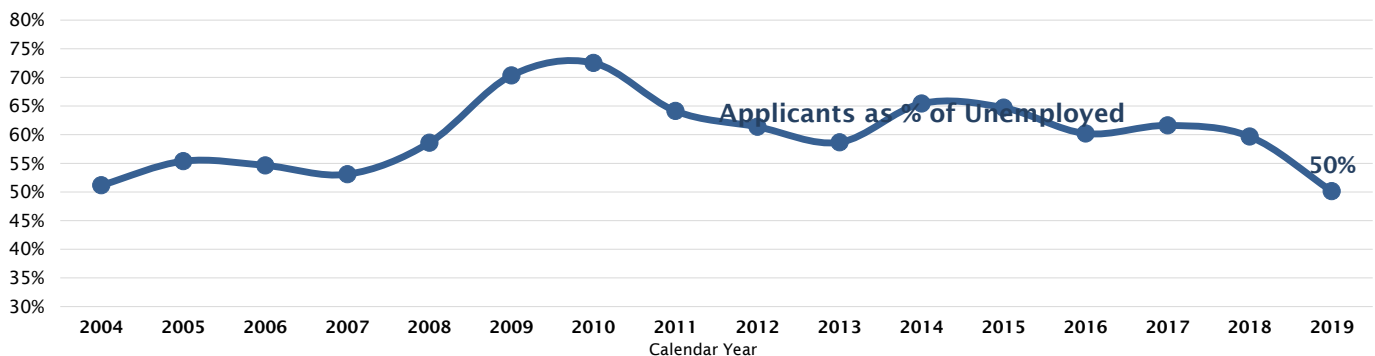
Application and Reciprocity

11) Application and Receipt of UI Benefits as a Proportion of the Unemployed



12)

State Historical Application Rate*



* Includes only Regular State UI program claims. Excludes Extended Benefits and Emergency Unemployment Compensation.

Footnote:

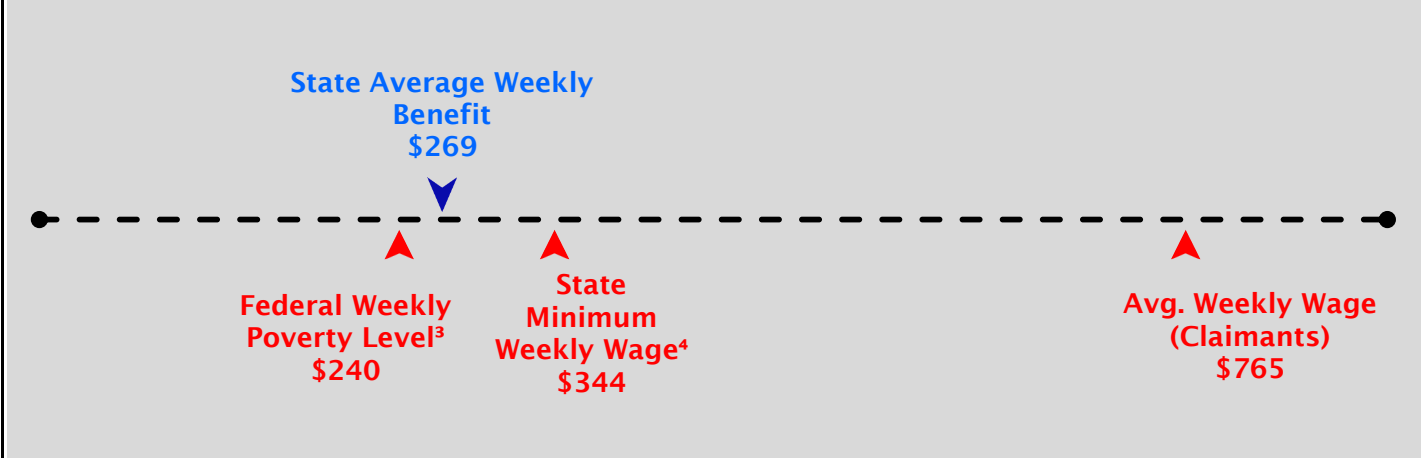
1. Dependents benefits represent the maximum amount a claimant may receive under the most number of dependents allowed.
2. Average Weekly Benefit and Replacement Rate as measured from the state's Benefit Accuracy Measures (sampling) database for the year.
3. Yearly standard provided by the U.S. Department of Health and Human Services. See Data Definitions item 8.
4. State hourly minimum wage for 40 hours, as defined by state law - lowest of all state defined minimums. See Data Definitions item 8.
5. Advisory Council on Unemployment Compensation (1996) recommendation, 1995-22.
6. Representative Claimants chosen to display the range of benefits and duration does not include Dependents, see Data Definitions item 11.

Missouri 2019

State Benefit Payment Amounts

	<u>Without Dependents</u>	<u>With Dependents¹</u>
1) Minimum Weekly Benefit Amount:	\$35	N/A
2) Maximum Weekly Benefit Amount:	\$320	N/A
3) Maximum Potential Benefit Amount:	\$6,400	N/A
4) Minimum Duration (weeks):	8	8
5) Maximum Duration (weeks):	20	20

6) Comparison of State Average Weekly Benefit to Weekly Income Levels²



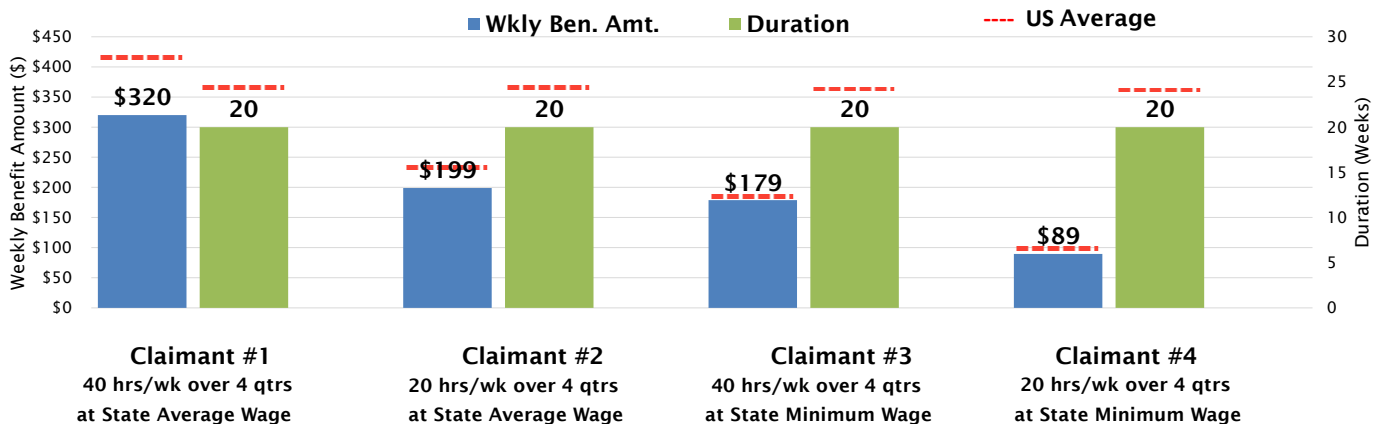
7) Average and Maximum Weekly Benefit as a Percent of Claimants' Wages

State Formulation for Weekly Benefit Amount As Percent of Prior Weekly Wages:	52%	State Maximum Weekly Benefit as % of State's Avg Weekly Wage:	42%
Recommended Standard ⁵ :	50%		67%

State Average of Individuals' Replacement Rate in 2018²: 41%

8)

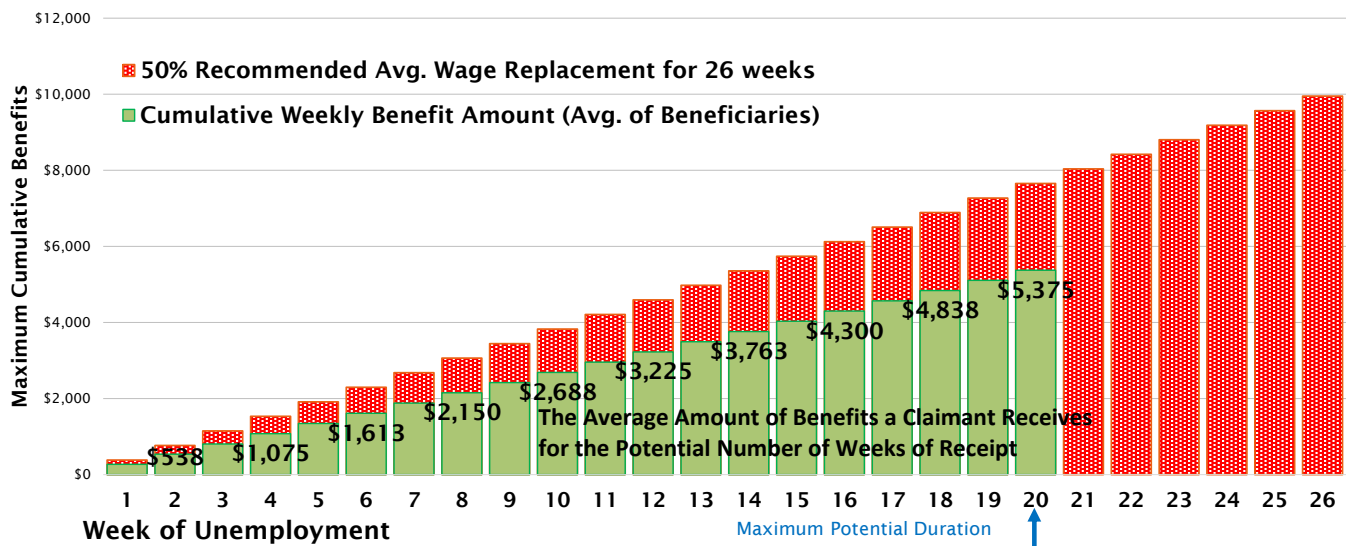
Estimated Weekly Benefit Amounts and Potential Duration of Representative Claimants⁶



Duration of Benefit Payments

9)

Cumulative Benefits Paid Per Claimant by Week of Unemployment (Average of All Beneficiaries)



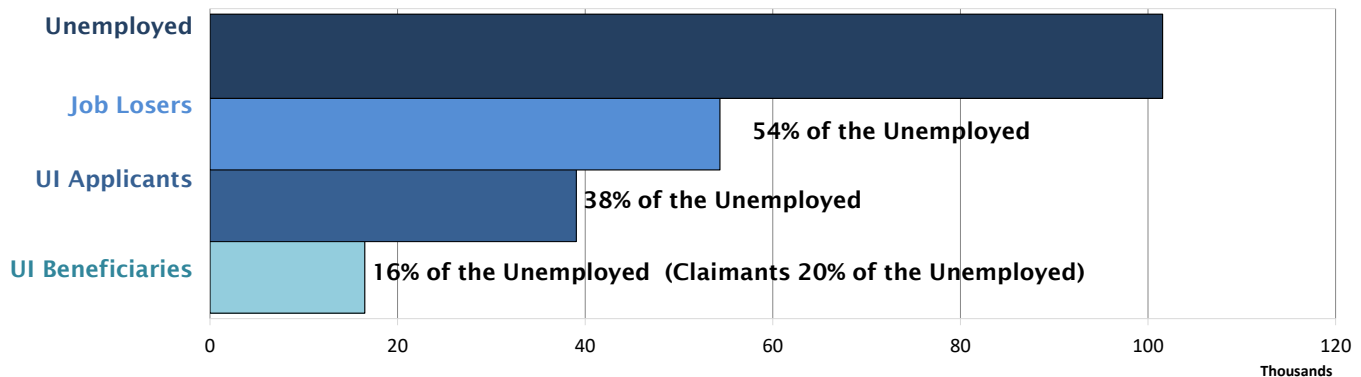
10)

State Actual Avg. UI Duration (weeks):

13

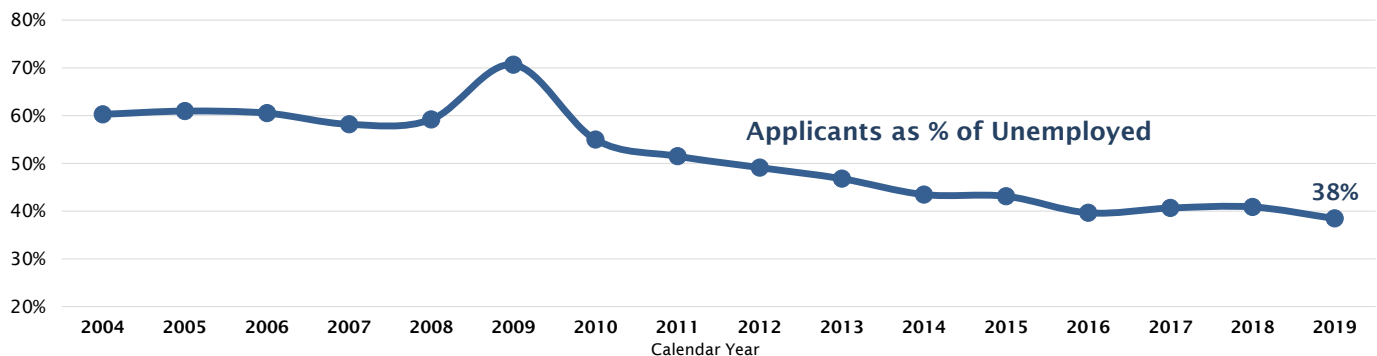
Application and Reciprocity

11) Application and Receipt of UI Benefits as a Proportion of the Unemployed



12)

State Historical Application Rate*



* Includes only Regular State UI program claims. Excludes Extended Benefits and Emergency Unemployment Compensation.

Footnote:

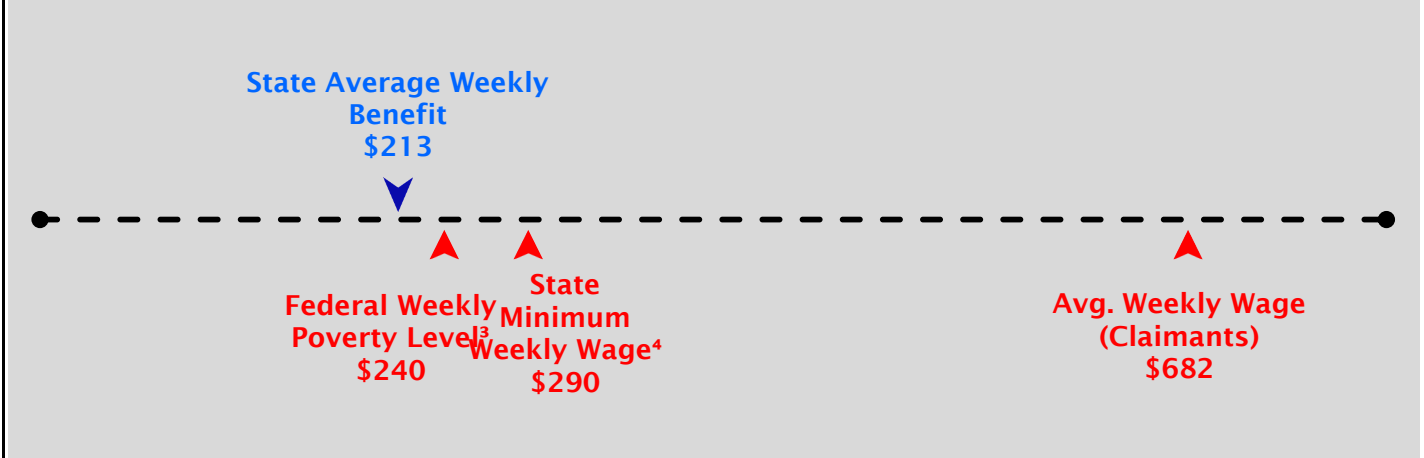
1. Dependents benefits represent the maximum amount a claimant may receive under the most number of dependents allowed.
2. Average Weekly Benefit and Replacement Rate as measured from the state's Benefit Accuracy Measures (sampling) database for the year.
3. Yearly standard provided by the U.S. Department of Health and Human Services. See Data Definitions item 8.
4. State hourly minimum wage for 40 hours, as defined by state law - lowest of all state defined minimums. See Data Definitions item 8.
5. Advisory Council on Unemployment Compensation (1996) recommendation, 1995-22.
6. Representative Claimants chosen to display the range of benefits and duration does not include Dependents, see Data Definitions item 11.

Mississippi 2019

State Benefit Payment Amounts

	<u>Without Dependents</u>	<u>With Dependents¹</u>
1) Minimum Weekly Benefit Amount:	\$30	N/A
2) Maximum Weekly Benefit Amount:	\$235	N/A
3) Maximum Potential Benefit Amount:	\$6,110	N/A
4) Minimum Duration (weeks):	13	13
5) Maximum Duration (weeks):	26	26

6) Comparison of State Average Weekly Benefit to Weekly Income Levels²



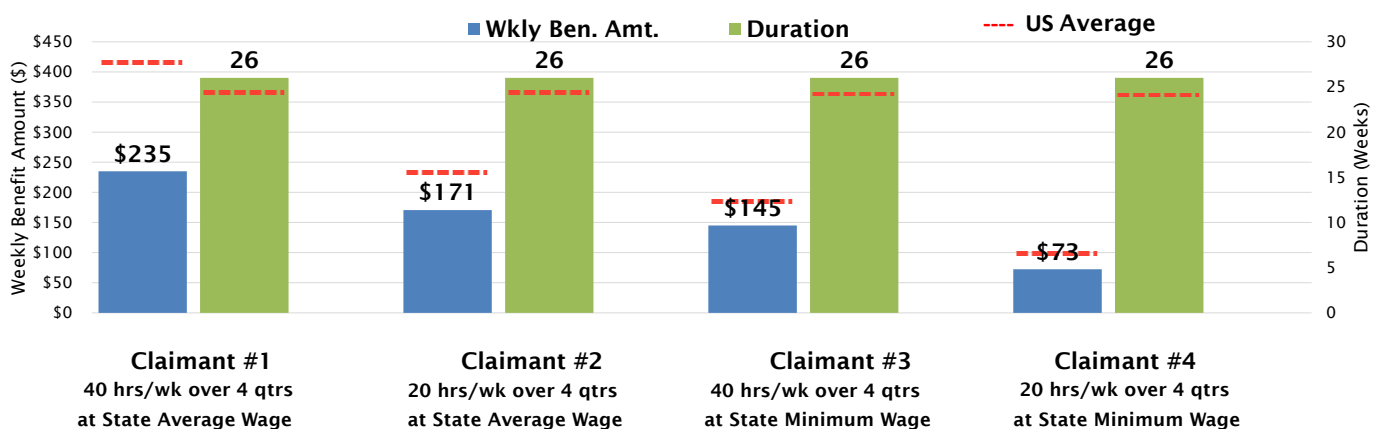
7) Average and Maximum Weekly Benefit as a Percent of Claimants' Wages

State Formulation for Weekly Benefit Amount As Percent of Prior Weekly Wages:	50%	State Maximum Weekly Benefit as % of State's Avg Weekly Wage:	34%
Recommended Standard ⁵ :	50%		67%

State Average of Individuals' Replacement Rate in 2018²: 39%

8)

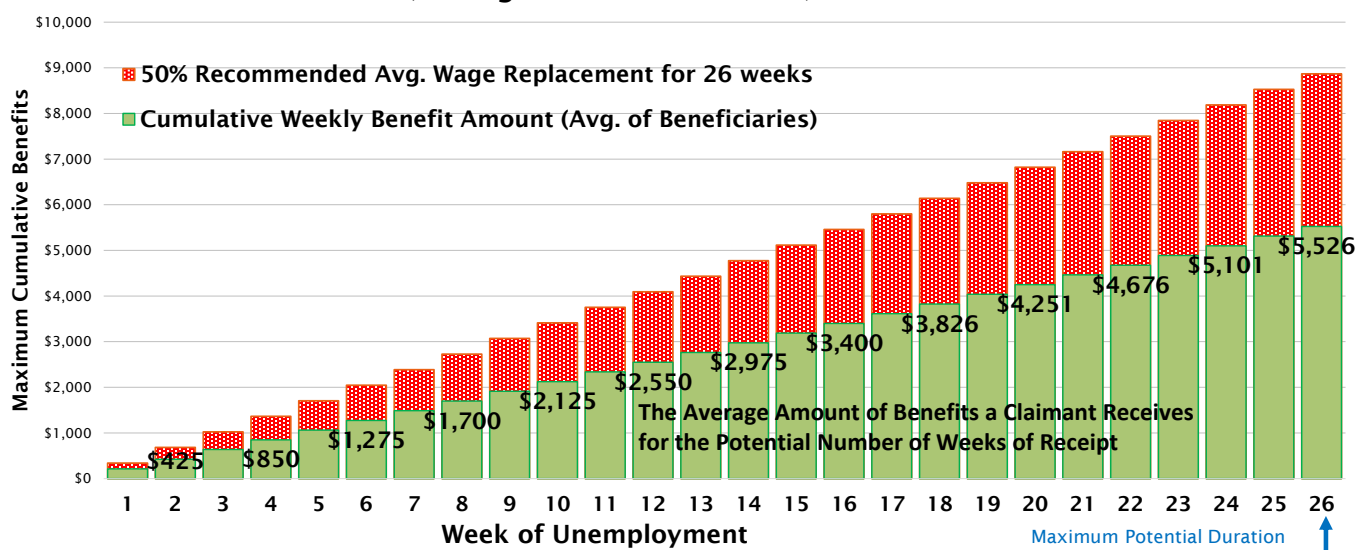
Estimated Weekly Benefit Amounts and Potential Duration of Representative Claimants⁶



Duration of Benefit Payments

9)

Cumulative Benefits Paid Per Claimant by Week of Unemployment (Average of All Beneficiaries)

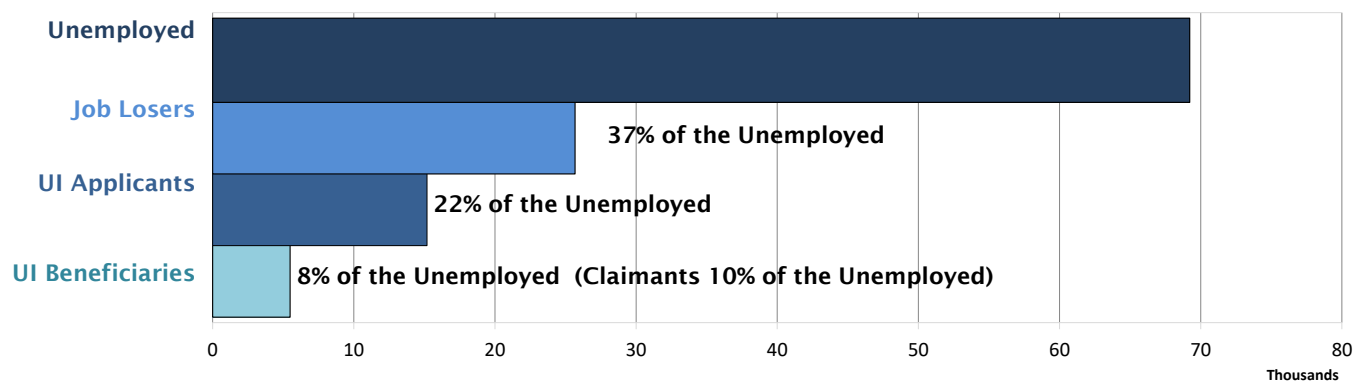


10)

State Actual Avg. UI Duration (weeks): 13

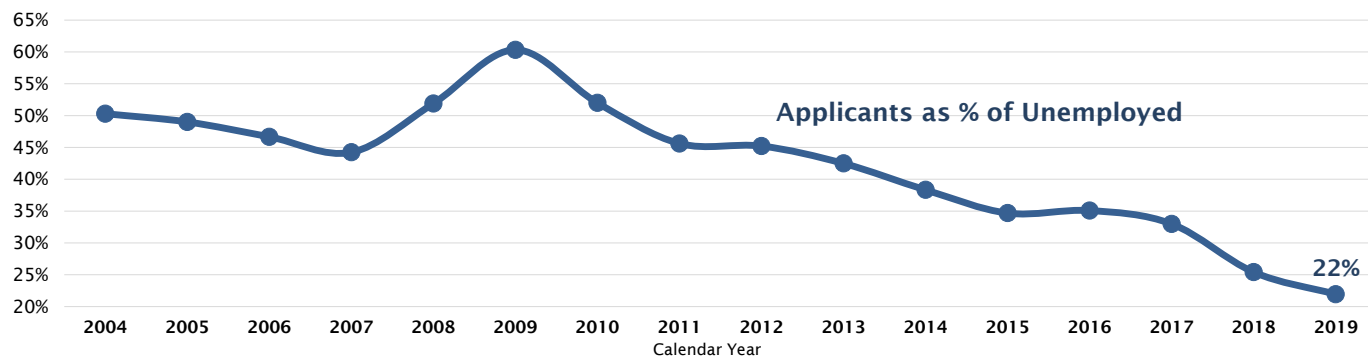
Application and Reciprocity

11) Application and Receipt of UI Benefits as a Proportion of the Unemployed



12)

State Historical Application Rate*



* Includes only Regular State UI program claims. Excludes Extended Benefits and Emergency Unemployment Compensation.

Footnote:

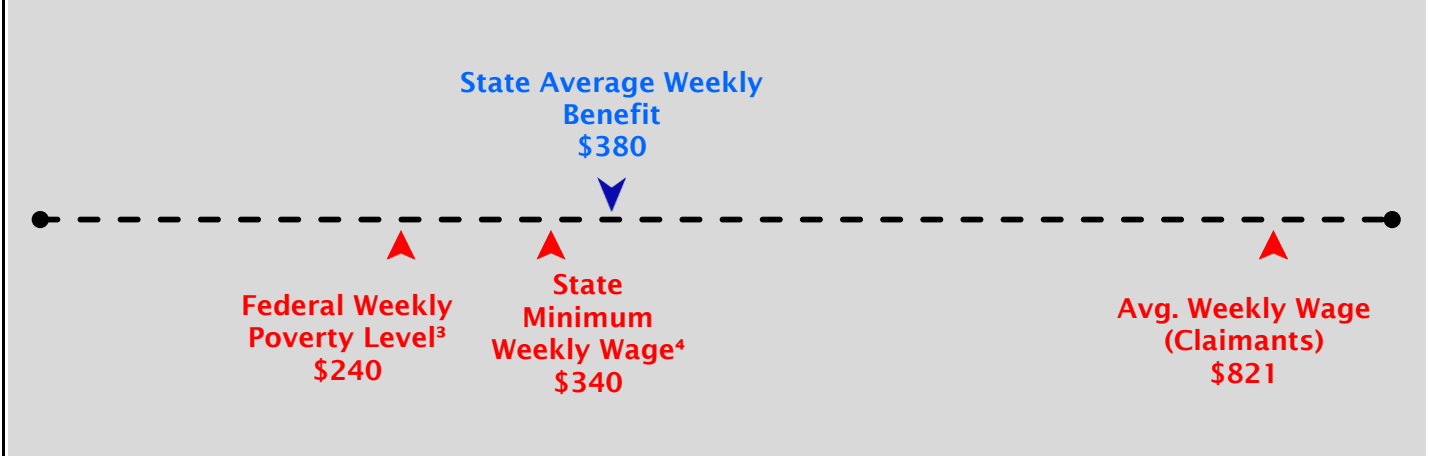
1. Dependents benefits represent the maximum amount a claimant may receive under the most number of dependents allowed.
2. Average Weekly Benefit and Replacement Rate as measured from the state's Benefit Accuracy Measures (sampling) database for the year.
3. Yearly standard provided by the U.S. Department of Health and Human Services. See Data Definitions item 8.
4. State hourly minimum wage for 40 hours, as defined by state law - lowest of all state defined minimums. See Data Definitions item 8.
5. Advisory Council on Unemployment Compensation (1996) recommendation, 1995-22.
6. Representative Claimants chosen to display the range of benefits and duration does not include Dependents, see Data Definitions item 11.

Montana 2019

State Benefit Payment Amounts

	<u>Without Dependents</u>	<u>With Dependents¹</u>
1) Minimum Weekly Benefit Amount:	\$150	N/A
2) Maximum Weekly Benefit Amount:	\$527	N/A
3) Maximum Potential Benefit Amount:	\$14,756	N/A
4) Minimum Duration (weeks):	8	8
5) Maximum Duration (weeks):	28	28

6) Comparison of State Average Weekly Benefit to Weekly Income Levels²



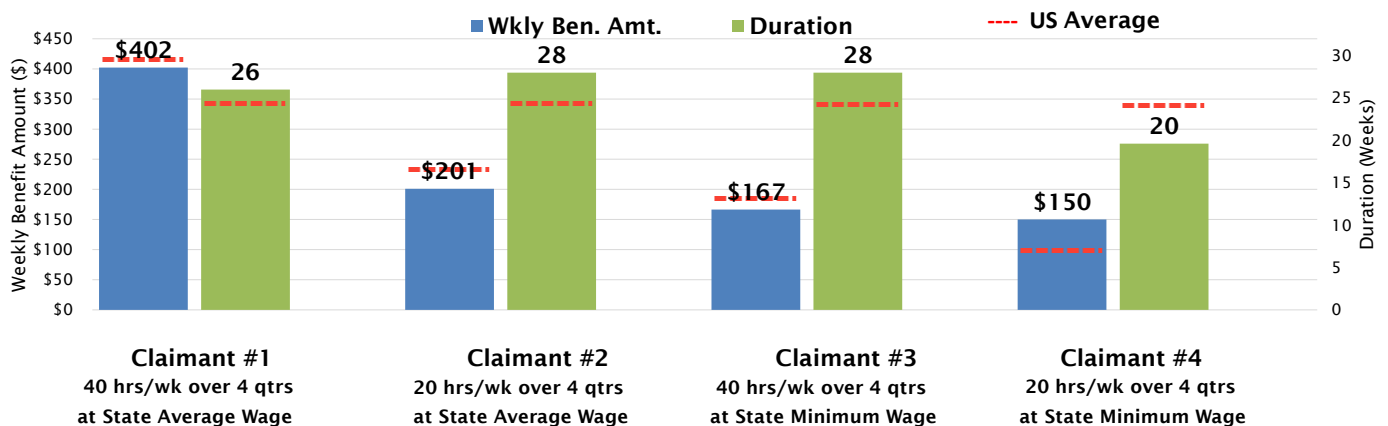
7) Average and Maximum Weekly Benefit as a Percent of Claimants' Wages

State Formulation for Weekly Benefit Amount As Percent of Prior Weekly Wages:	49%	State Maximum Weekly Benefit as % of State's Avg Weekly Wage:	64%
Recommended Standard ⁵ :	50%		67%

State Average of Individuals' Replacement Rate in 2018²: 49%

8)

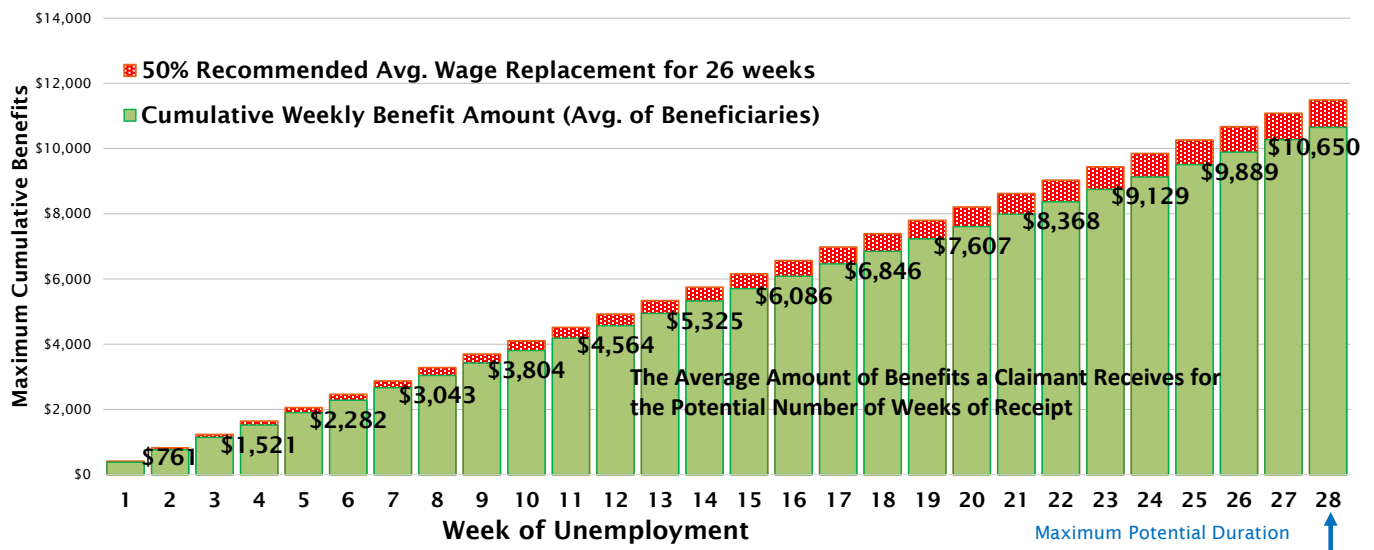
Estimated Weekly Benefit Amounts and Potential Duration of Representative Claimants⁶



Duration of Benefit Payments

9)

Cumulative Benefits Paid Per Claimant by Week of Unemployment (Average of All Beneficiaries)

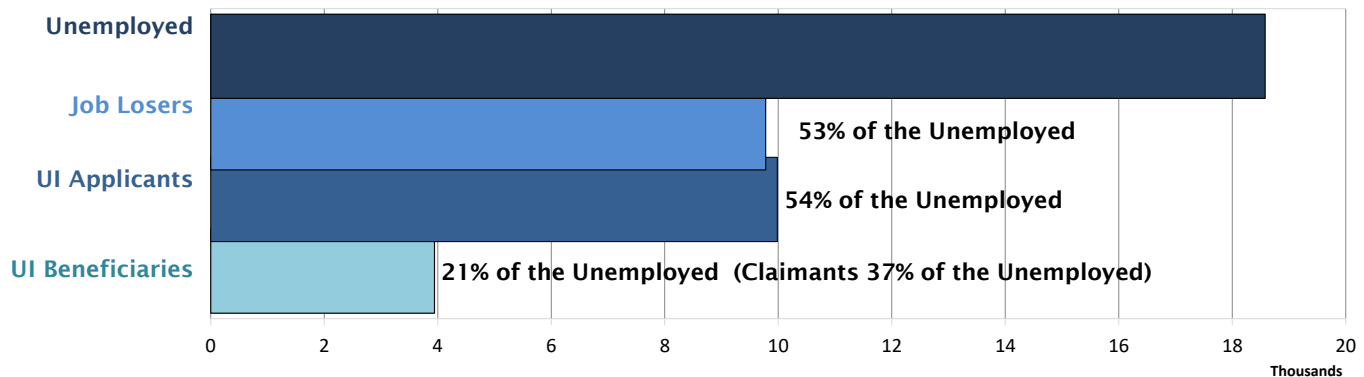


10)

State Actual Avg. UI Duration (weeks): 12

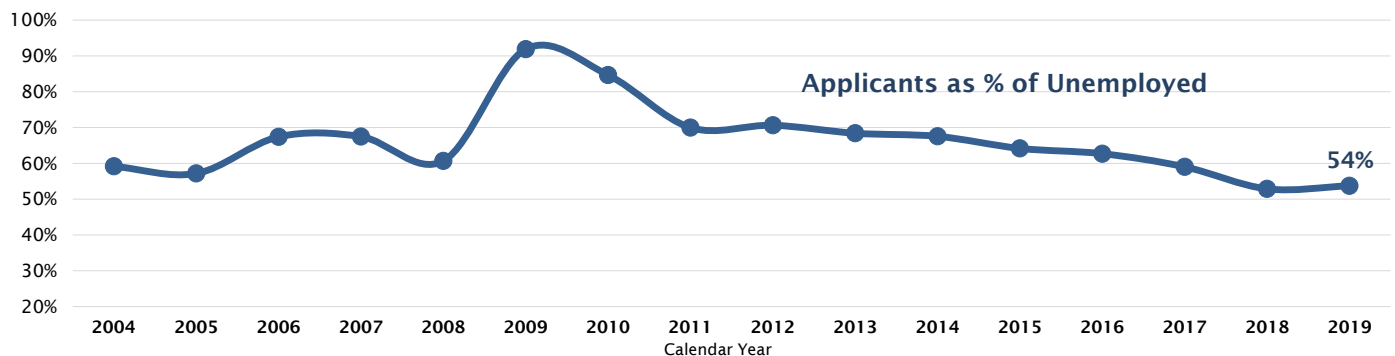
Application and Reciprocity

11) Application and Receipt of UI Benefits as a Proportion of the Unemployed



12)

State Historical Application Rate*



* Includes only Regular State UI program claims. Excludes Extended Benefits and Emergency Unemployment Compensation.

Footnote:

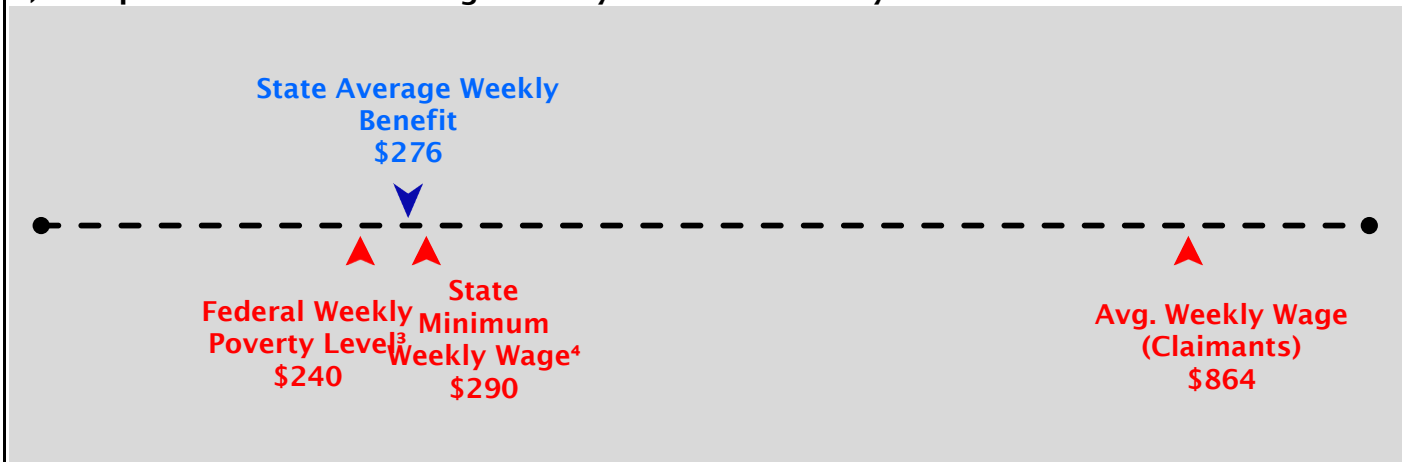
- Dependents benefits represent the maximum amount a claimant may receive under the most number of dependents allowed.
- To qualify for 28 weeks, individual's ratio of total base-period wages to HQ wages must be at least 3.5.
- Average Weekly Benefit and Replacement Rate as measured from the state's Benefit Accuracy Measures (sampling) database for the year.
- Yearly standard provided by the U.S. Department of Health and Human Services. See Data Definitions item 8.
- State hourly minimum wage for 40 hours, as defined by state law - lowest of all state defined minimums. See Data Definitions item 8.
- Advisory Council on Unemployment Compensation (1996) recommendation, 1995-22.

North Carolina 2019

State Benefit Payment Amounts

	<u>Without Dependents</u>	<u>With Dependents¹</u>
1) Minimum Weekly Benefit Amount:	\$43	N/A
2) Maximum Weekly Benefit Amount:	\$595	N/A
3) Maximum Potential Benefit Amount:	\$7,000	N/A
4) Minimum Duration (weeks):	12	12
5) Maximum Duration (weeks):	12	12

6) Comparison of State Average Weekly Benefit to Weekly Income Levels²



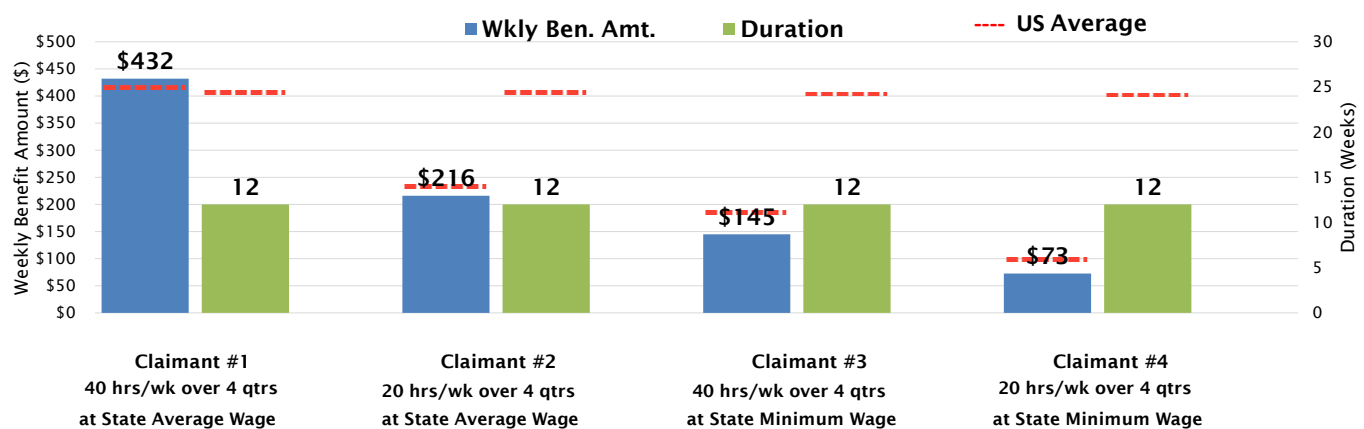
7) Average and Maximum Weekly Benefit as a Percent of Claimants' Wages

State Formulation for Weekly Benefit Amount As Percent of Prior Weekly Wages:	50%	State Maximum Weekly Benefit as % of State's Avg Weekly Wage:	69%
Recommended Standard ⁵ :	50%		67%

State Average of Individuals' Replacement Rate in 2018²: 38%

8)

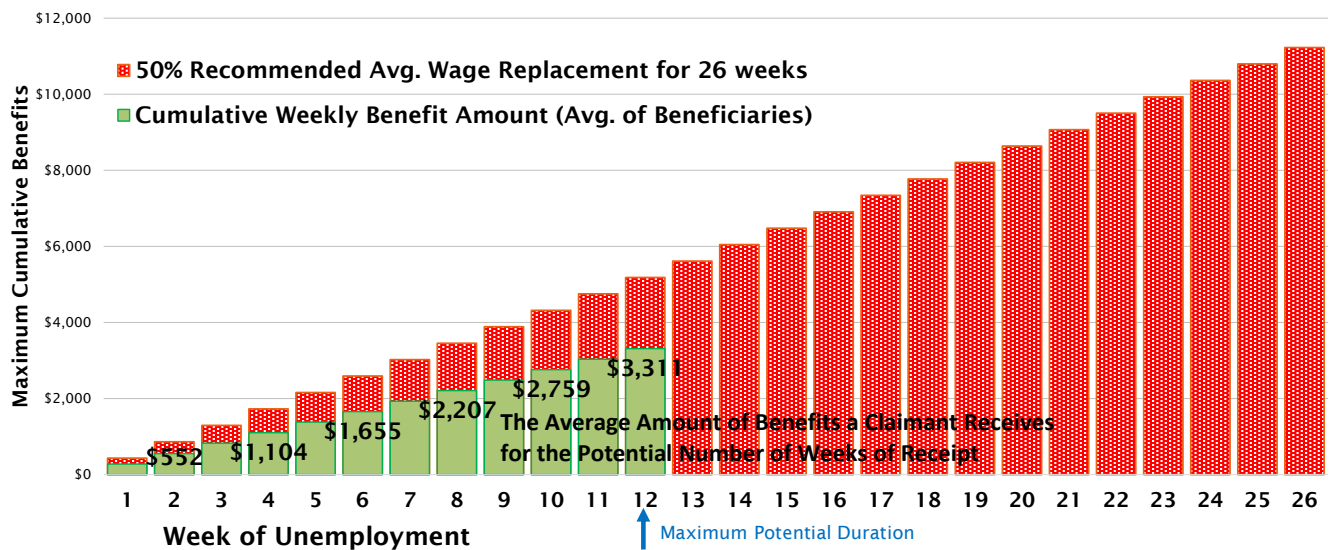
Estimated Weekly Benefit Amounts and Potential Duration of Representative Claimants⁶



Duration of Benefit Payments

9)

Cumulative Benefits Paid Per Claimant by Week of Unemployment (Average of All Beneficiaries)




10)

State Actual Avg. UI Duration (weeks): 9

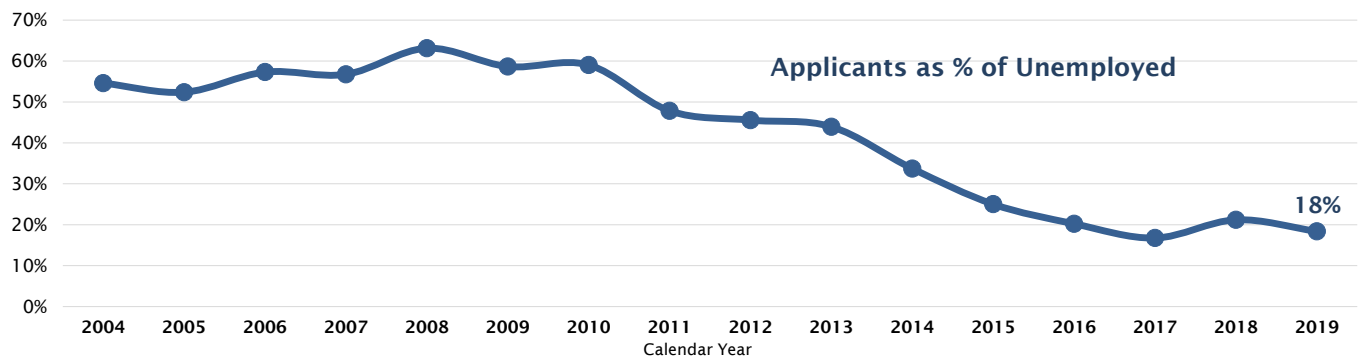
Application and Reciprocity

11) Application and Receipt of UI Benefits as a Proportion of the Unemployed



12)

State Historical Application Rate*



* Includes only Regular State UI program claims. Excludes Extended Benefits and Emergency Unemployment Compensation.

Footnote:


1. Dependents benefits represent the maximum amount a claimant may receive under the most number of dependents allowed.
2. Average Weekly Benefit and Replacement Rate as measured from the state's Benefit Accuracy Measures (sampling) database for the year.
3. Yearly standard provided by the U.S. Department of Health and Human Services. See Data Definitions item 8.
4. State hourly minimum wage for 40 hours, as defined by state law - lowest of all state defined minimums. See Data Definitions item 8.
5. Advisory Council on Unemployment Compensation (1996) recommendation, 1995-22.
6. Representative Claimants chosen to display the range of benefits and duration does not include Dependents, see Data Definitions item 11.

North Dakota 2019

State Benefit Payment Amounts

	Without Dependents	With Dependents ¹
1) Minimum Weekly Benefit Amount:	\$43	N/A
2) Maximum Weekly Benefit Amount:	\$595	N/A
3) Maximum Potential Benefit Amount:	\$15,470	N/A
4) Minimum Duration (weeks):	12	12
5) Maximum Duration (weeks):	26	26

6) Comparison of State Average Weekly Benefit to Weekly Income Levels²



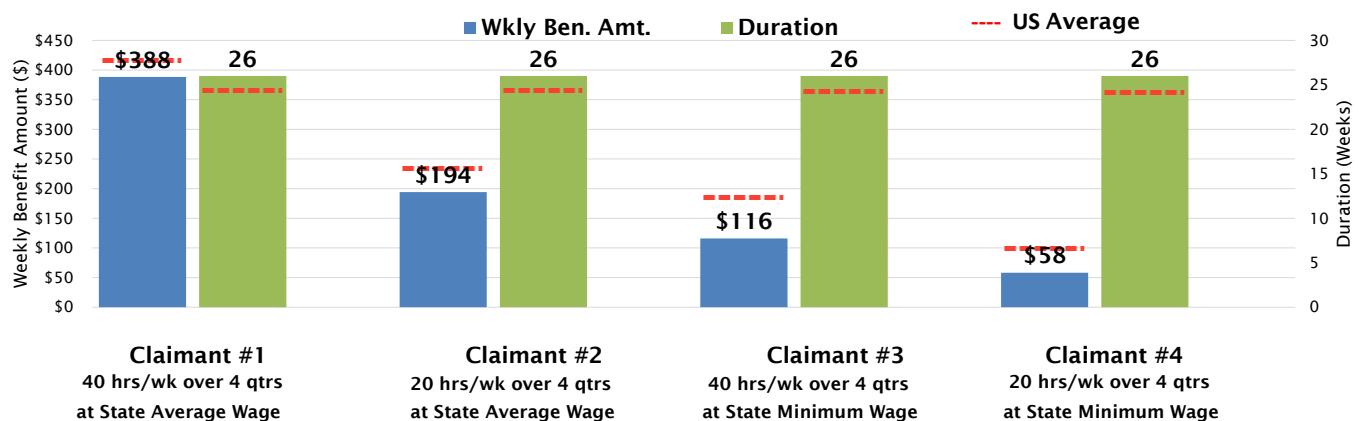
7) Average and Maximum Weekly Benefit as a Percent of Claimants' Wages

State Formulation for Weekly Benefit Amount As Percent of Prior Weekly Wages:	40%	State Maximum Weekly Benefit as % of State's Avg Weekly Wage:	61%
Recommended Standard ⁵ :	50%		67%

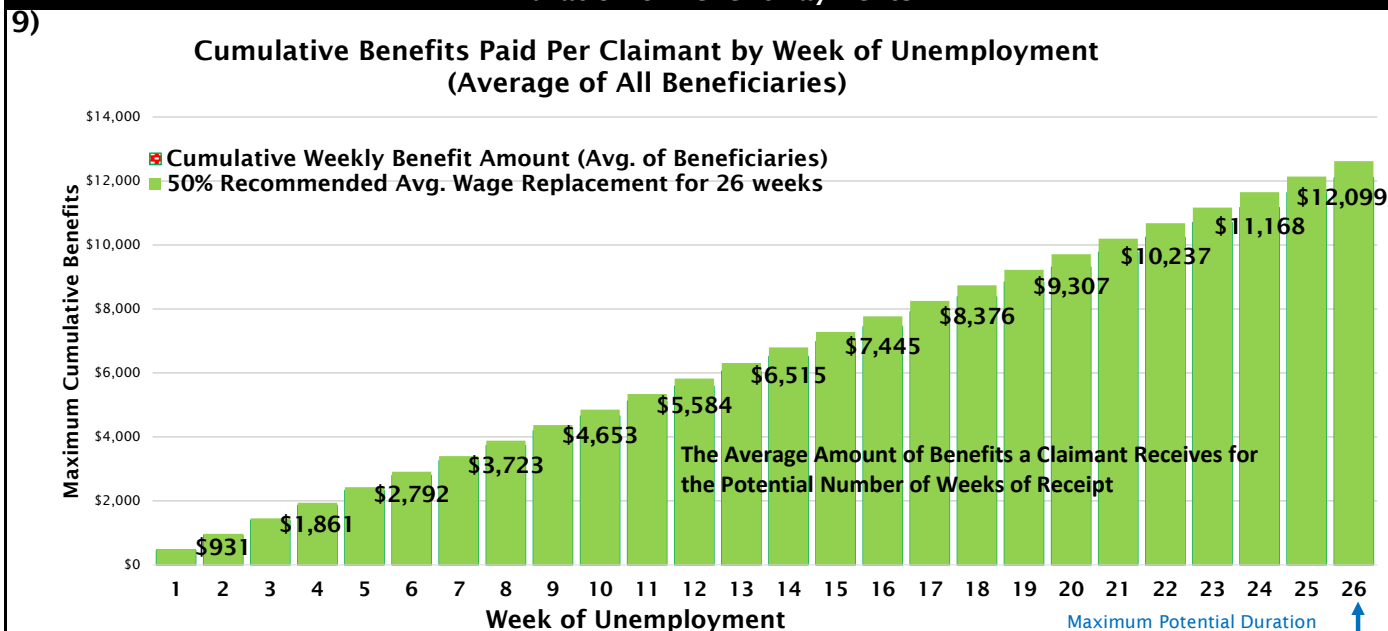
State Average of Individuals' Replacement Rate in 2018²: 50%

8)

Estimated Weekly Benefit Amounts and Potential Duration of Representative Claimants⁶



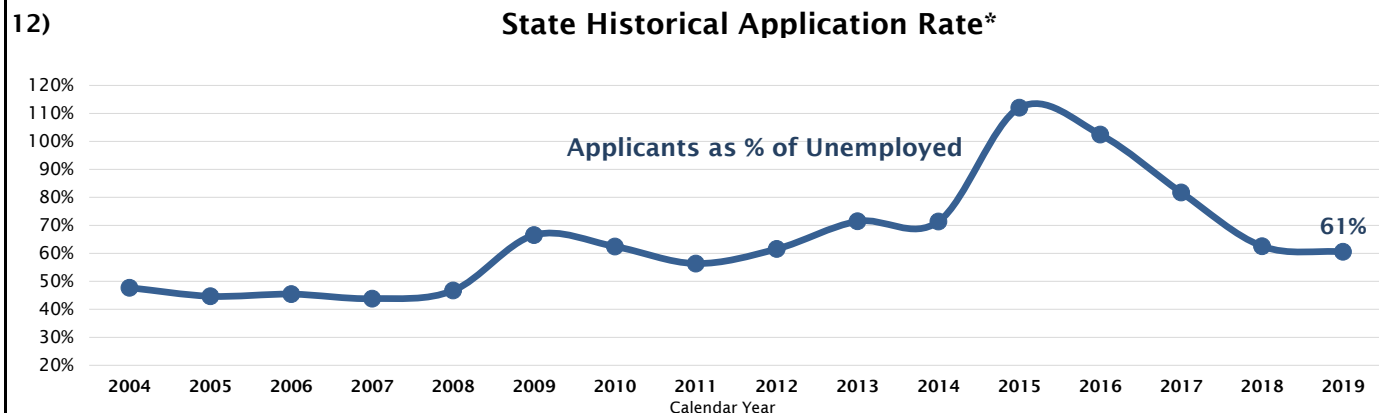
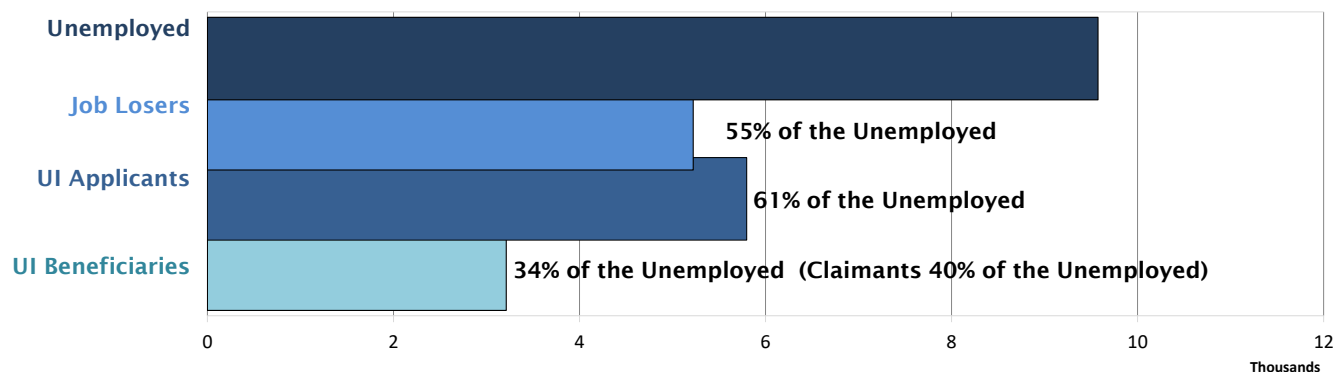
Duration of Benefit Payments



10) **State Actual Avg. UI Duration (weeks):** 12

Application and Reciprocity

11) Application and Receipt of UI Benefits as a Proportion of the Unemployed



* Includes only Regular State UI program claims. Excludes Extended Benefits and Emergency Unemployment Compensation.

Footnote:

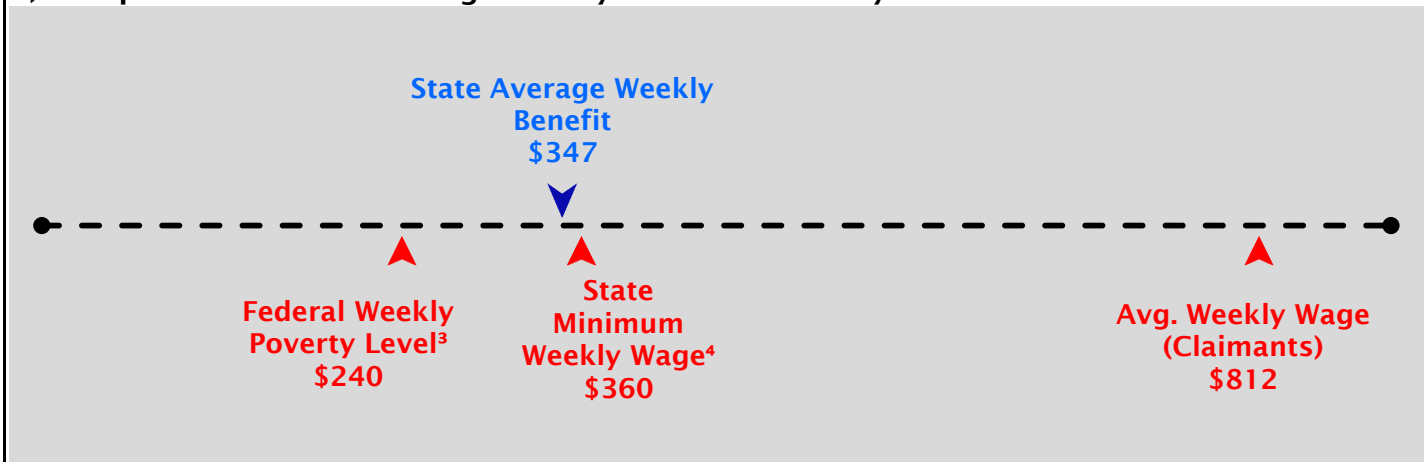
1. Dependents benefits represent the maximum amount a claimant may receive under the most number of dependents allowed.
2. Average Weekly Benefit and Replacement Rate as measured from the state's Benefit Accuracy Measures (sampling) database for the year.
3. Yearly standard provided by the U.S. Department of Health and Human Services. See Data Definitions item 8.
4. State hourly minimum wage for 40 hours, as defined by state law - lowest of all state defined minimums. See Data Definitions item 8.
5. Advisory Council on Unemployment Compensation (1996) recommendation, 1995-22.
6. Representative Claimants chosen to display the range of benefits and duration does not include Dependents, see Data Definitions item 11.

Nebraska 2019

State Benefit Payment Amounts

	<u>Without Dependents</u>	<u>With Dependents¹</u>
1) Minimum Weekly Benefit Amount:	\$70	N/A
2) Maximum Weekly Benefit Amount:	\$426	N/A
3) Maximum Potential Benefit Amount:	\$11,076	N/A
4) Minimum Duration (weeks):	10	10
5) Maximum Duration (weeks):	26	26

6) Comparison of State Average Weekly Benefit to Weekly Income Levels²



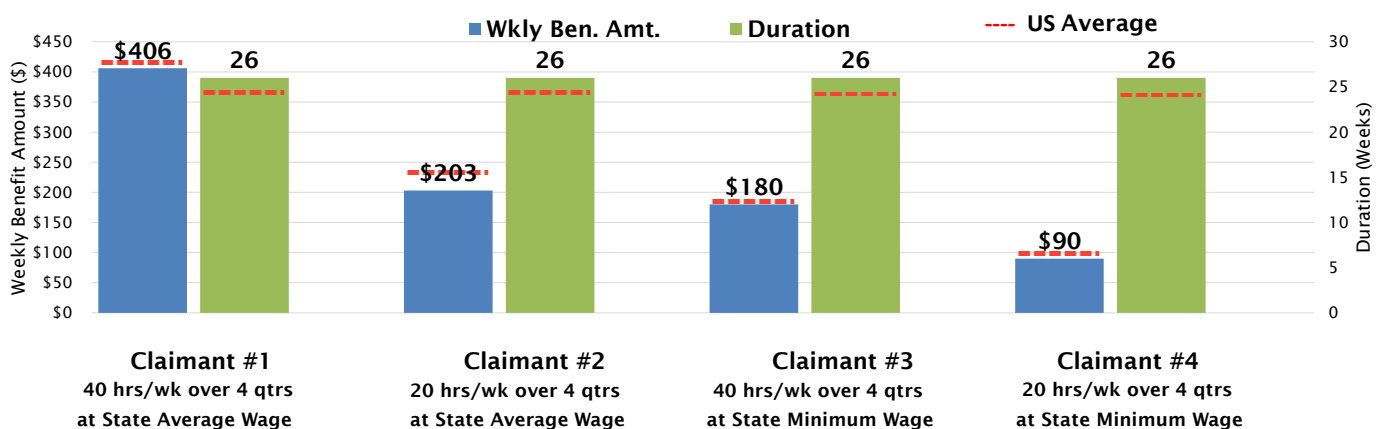
7) Average and Maximum Weekly Benefit as a Percent of Claimants' Wages

State Formulation for Weekly Benefit Amount As Percent of Prior Weekly Wages:	50%	State Maximum Weekly Benefit as % of State's Avg Weekly Wage:	52%
Recommended Standard ⁵ :	50%		67%

State Average of Individuals' Replacement Rate in 2018²: 46%

8)

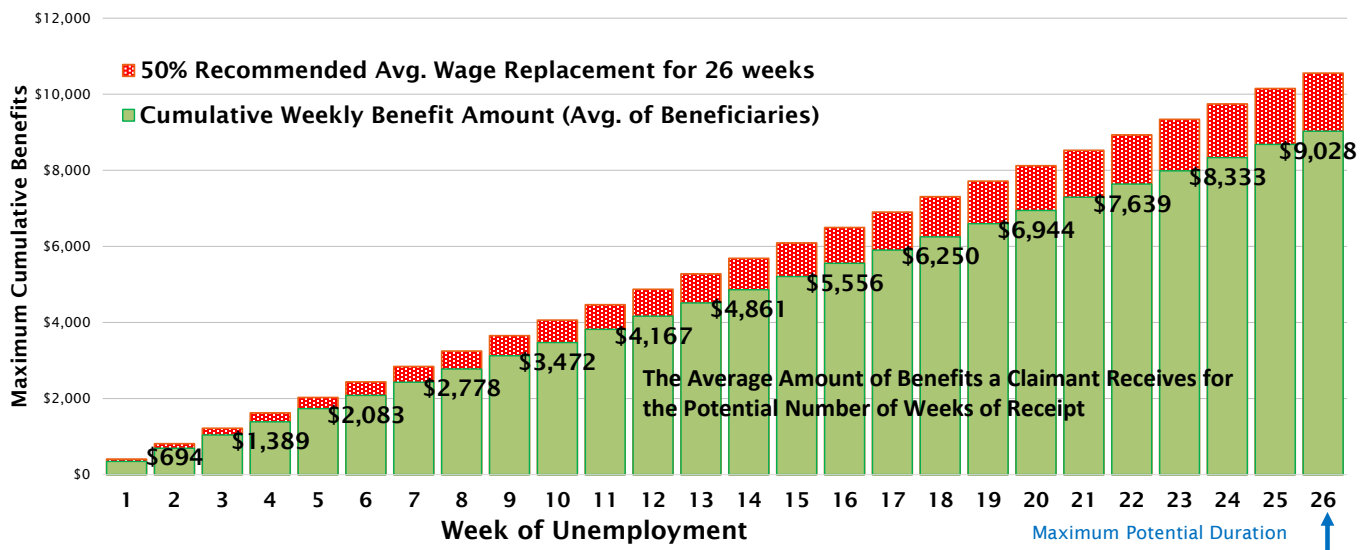
Estimated Weekly Benefit Amounts and Potential Duration of Representative Claimants⁶



Duration of Benefit Payments

9)

Cumulative Benefits Paid Per Claimant by Week of Unemployment (Average of All Beneficiaries)

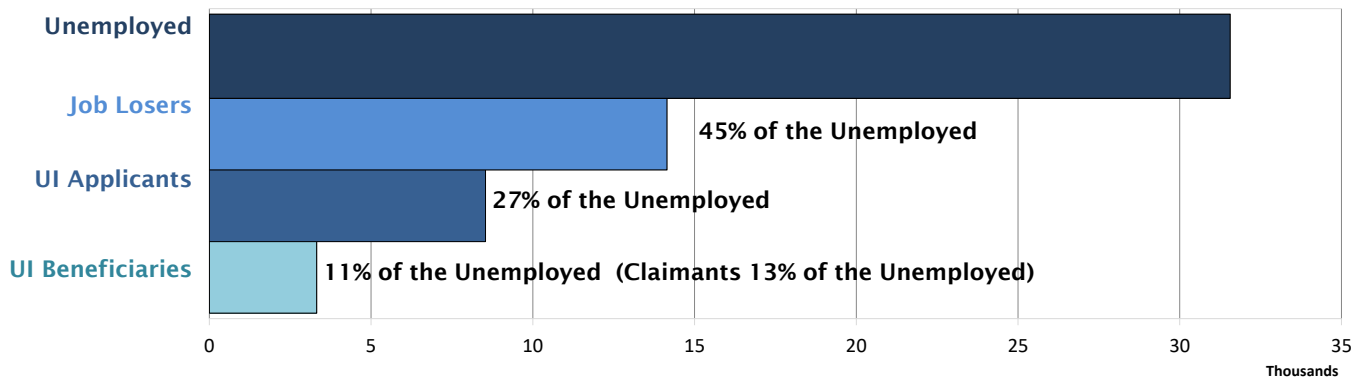


10)

State Actual Avg. UI Duration (weeks): 12

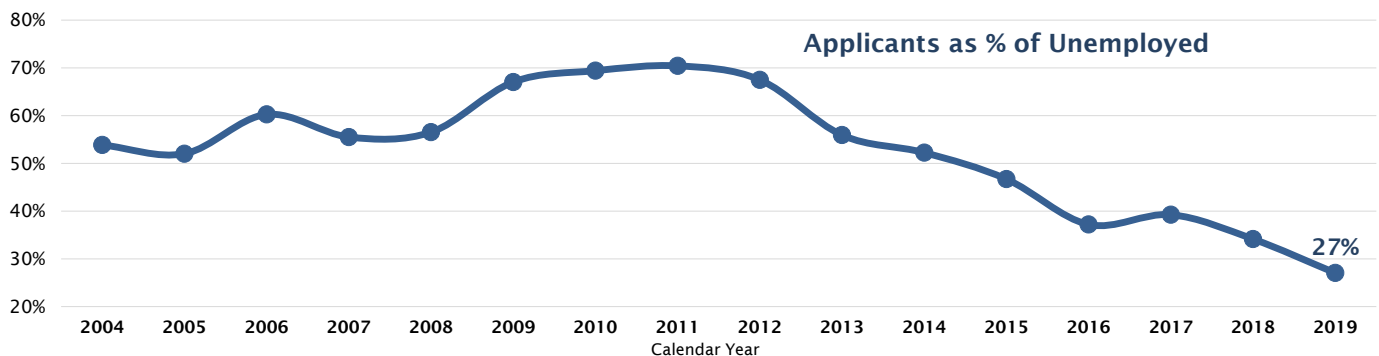
Application and Reciprocity

11) Application and Receipt of UI Benefits as a Proportion of the Unemployed



12)

State Historical Application Rate*



* Includes only Regular State UI program claims. Excludes Extended Benefits and Emergency Unemployment Compensation.

Footnote:

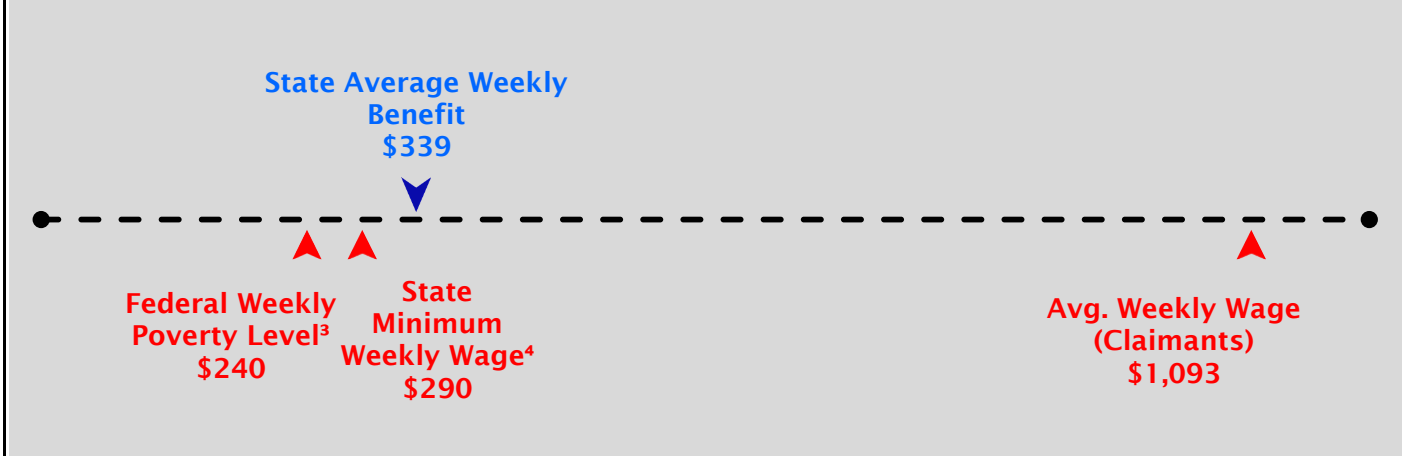
1. Dependents benefits represent the maximum amount a claimant may receive under the most number of dependents allowed.
2. Average Weekly Benefit and Replacement Rate as measured from the state's Benefit Accuracy Measures (sampling) database for the year.
3. Yearly standard provided by the U.S. Department of Health and Human Services. See Data Definitions item 8.
4. State hourly minimum wage for 40 hours, as defined by state law - lowest of all state defined minimums. See Data Definitions item 8.
5. Advisory Council on Unemployment Compensation (1996) recommendation, 1995-22.
6. Representative Claimants chosen to display the range of benefits and duration does not include Dependents, see Data Definitions item 11.

New Hampshire 2019

State Benefit Payment Amounts

	<u>Without Dependents</u>	<u>With Dependents¹</u>
1) Minimum Weekly Benefit Amount:	\$32	N/A
2) Maximum Weekly Benefit Amount:	\$427	N/A
3) Maximum Potential Benefit Amount:	\$11,102	N/A
4) Minimum Duration (weeks):	26	26
5) Maximum Duration (weeks):	26	26

6) Comparison of State Average Weekly Benefit to Weekly Income Levels²



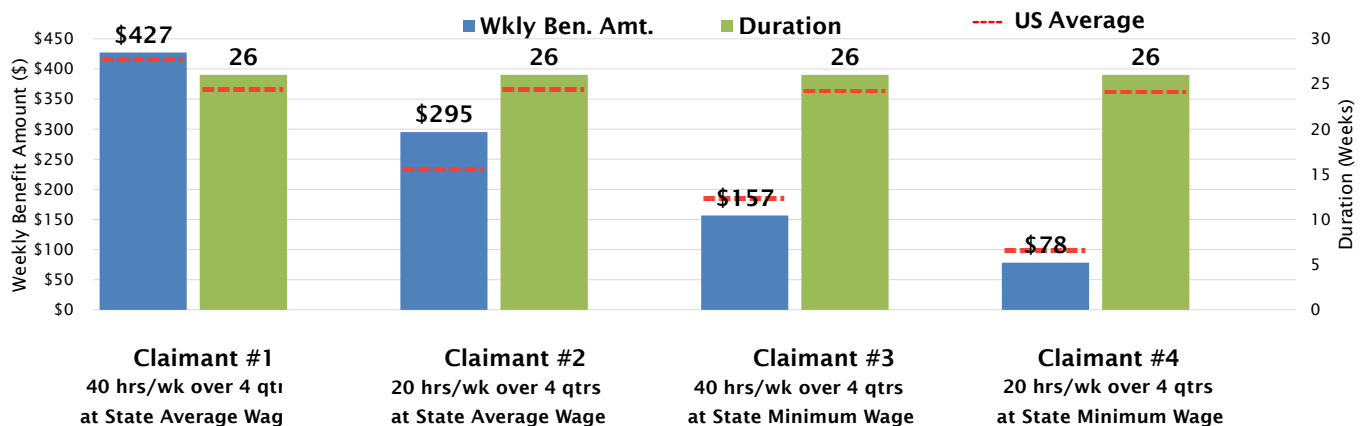
7) Average and Maximum Weekly Benefit as a Percent of Claimants' Wages

State Formulation for Weekly Benefit Amount As Percent of Prior Weekly Wages:	54%	State Maximum Weekly Benefit as % of State's Avg Weekly Wage:	39%
Recommended Standard ⁵ :	50%		67%

State Average of Individuals' Replacement Rate in 2018²: 38%

8)

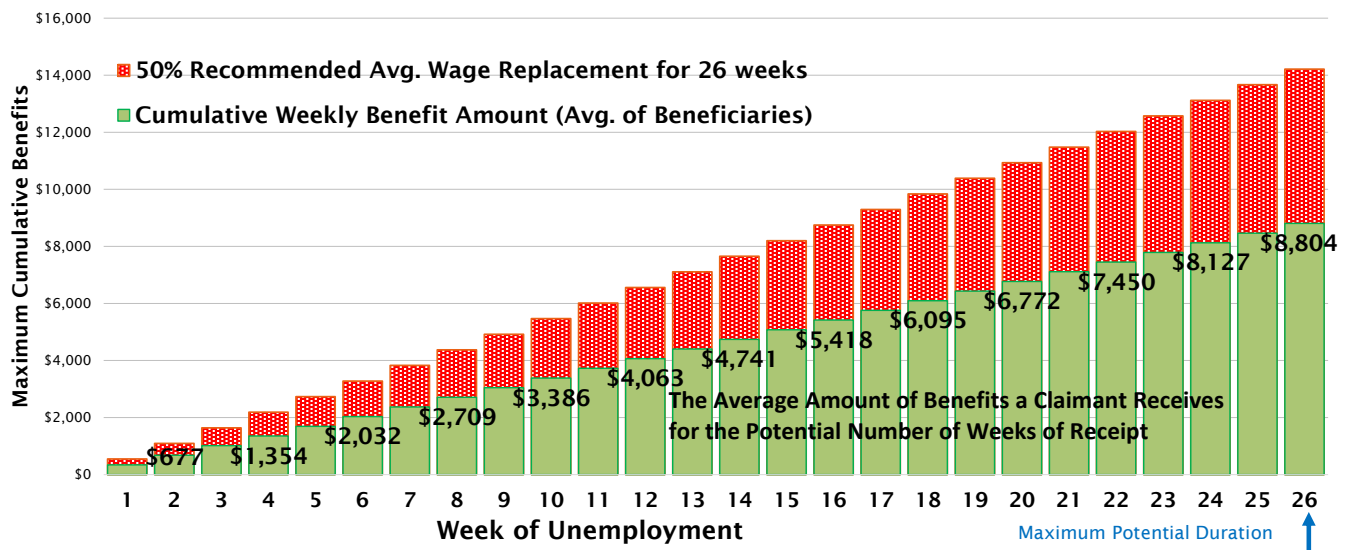
Estimated Weekly Benefit Amounts and Potential Duration of Representative Claimants⁶



Duration of Benefit Payments

9)

**Cumulative Benefits Paid Per Claimant by Week of Unemployment
(Average of All Beneficiaries)**

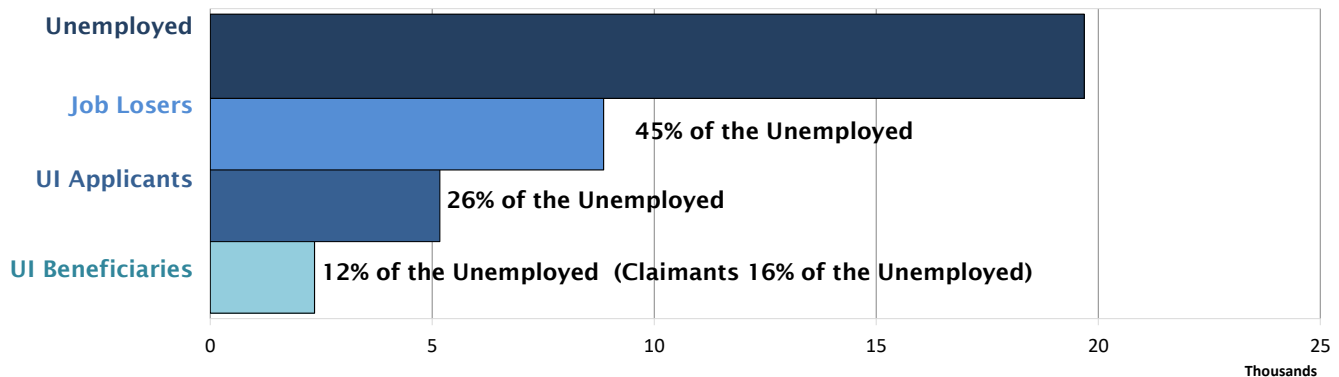


10)

State Actual Avg. UI Duration (weeks): 12

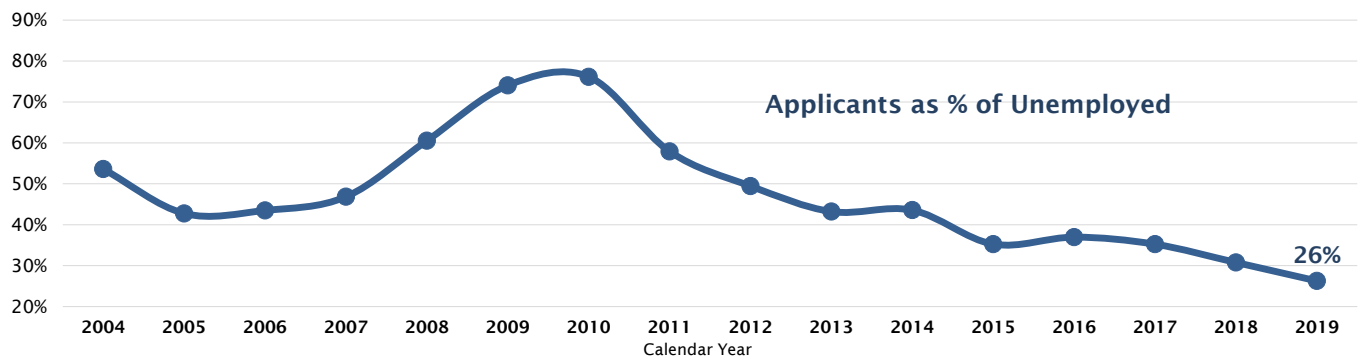
Application and Reciprocity

11) Application and Receipt of UI Benefits as a Proportion of the Unemployed



12)

State Historical Application Rate*



* Includes only Regular State UI program claims. Excludes Extended Benefits and Emergency Unemployment Compensation.

Footnote:

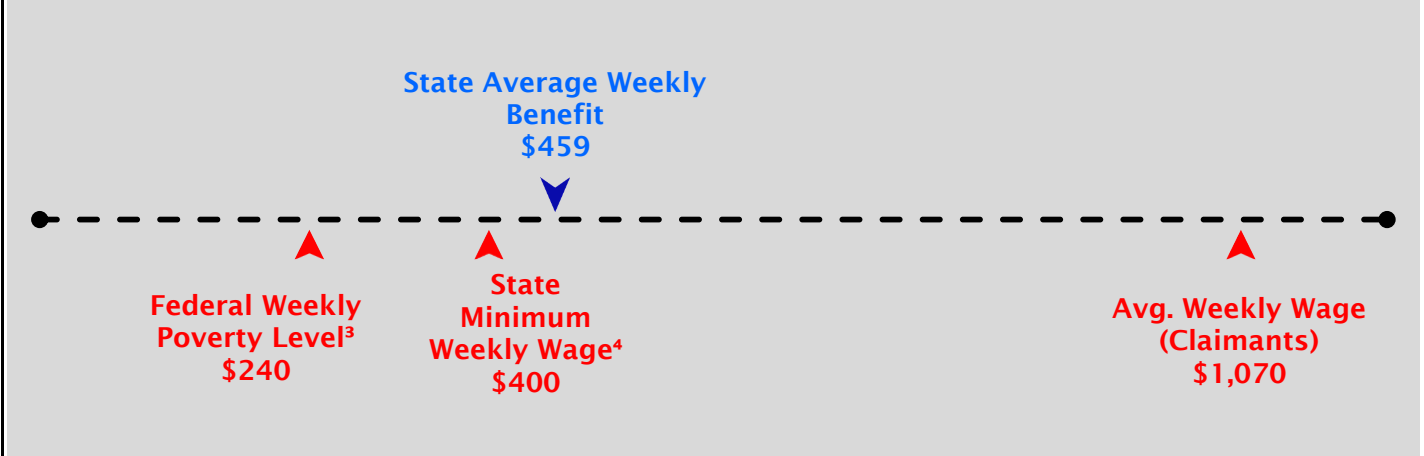
1. Dependents benefits represent the maximum amount a claimant may receive under the most number of dependents allowed.
2. Average Weekly Benefit and Replacement Rate as measured from the state's Benefit Accuracy Measures (sampling) database for the year.
3. Yearly standard provided by the U.S. Department of Health and Human Services. See Data Definitions item 8.
4. State hourly minimum wage for 40 hours, as defined by state law - lowest of all state defined minimums. See Data Definitions item 8.
5. Advisory Council on Unemployment Compensation (1996) recommendation, 1995-22.
6. Representative Claimants chosen to display the range of benefits and duration does not include Dependents, see Data Definitions item 11.

New Jersey 2019

State Benefit Payment Amounts

	<u>Without Dependents</u>	<u>With Dependents¹</u>
1) Minimum Weekly Benefit Amount:	\$103	\$118
2) Maximum Weekly Benefit Amount:	\$696	\$696
3) Maximum Potential Benefit Amount:	\$18,096	\$18,096
4) Minimum Duration (weeks):	20	20
5) Maximum Duration (weeks):	26	26

6) Comparison of State Average Weekly Benefit to Weekly Income Levels²



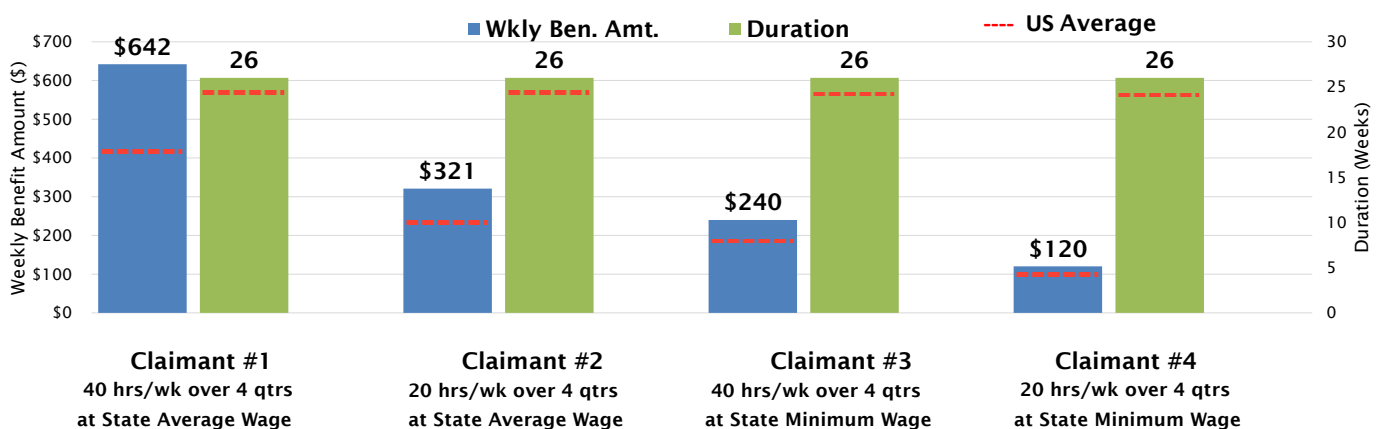
7) Average and Maximum Weekly Benefit as a Percent of Claimants' Wages

State Formulation for Weekly Benefit Amount As Percent of Prior Weekly Wages:	60%	State Maximum Weekly Benefit as % of State's Avg Weekly Wage:	65%
Recommended Standard ⁵ :	50%		67%

State Average of Individuals' Replacement Rate in 2018²: 51%

8)

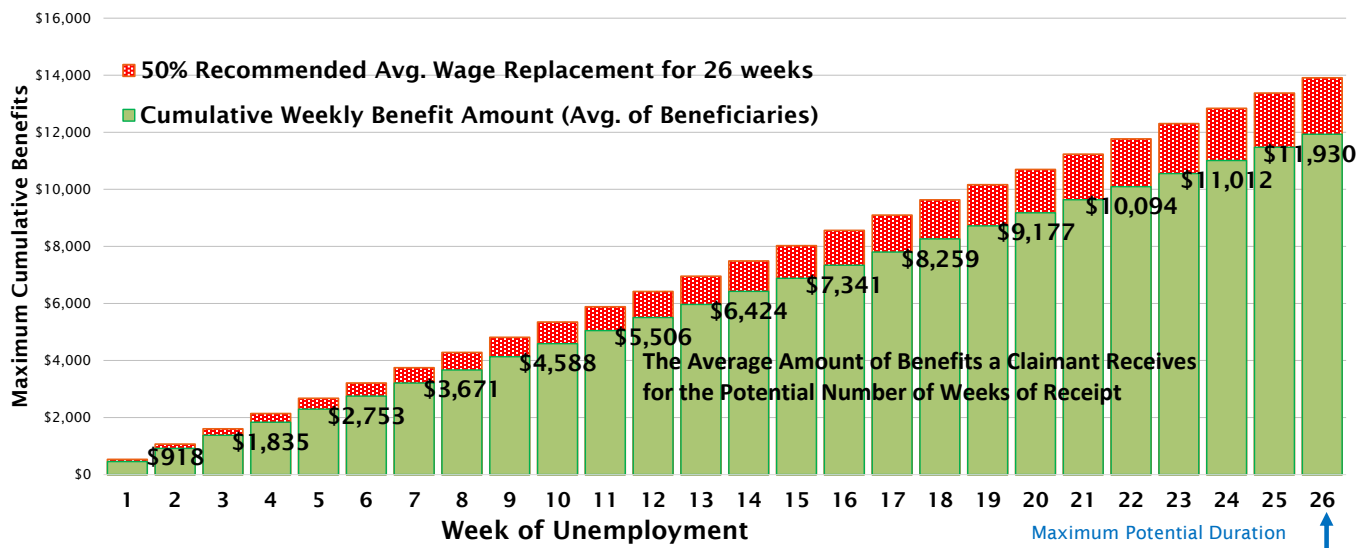
Estimated Weekly Benefit Amounts and Potential Duration of Representative Claimants⁶



Duration of Benefit Payments

9)

Cumulative Benefits Paid Per Claimant by Week of Unemployment (Average of All Beneficiaries)

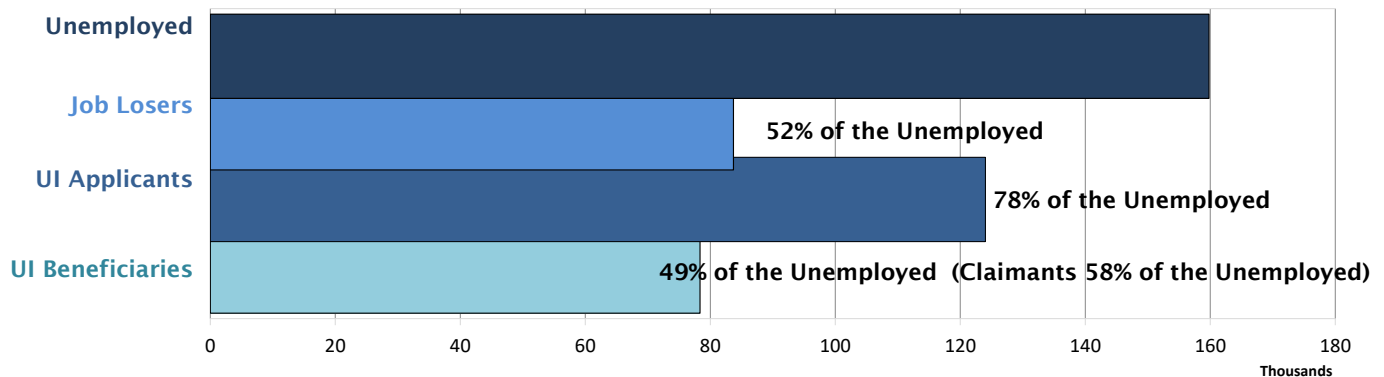


10)

State Actual Avg. UI Duration (weeks): 18

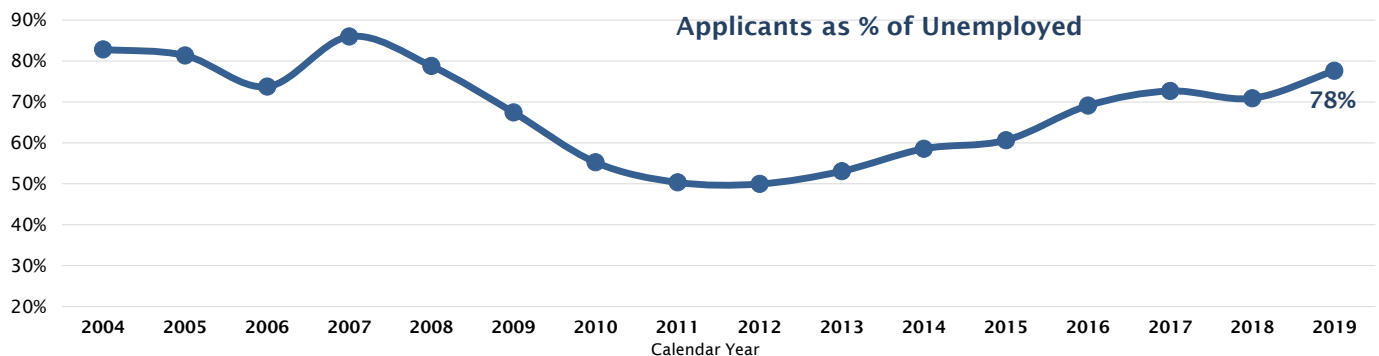
Application and Reciprocity

11) Application and Receipt of UI Benefits as a Proportion of the Unemployed



12)

State Historical Application Rate*



* Includes only Regular State UI program claims. Excludes Extended Benefits and Emergency Unemployment Compensation.

Footnote:

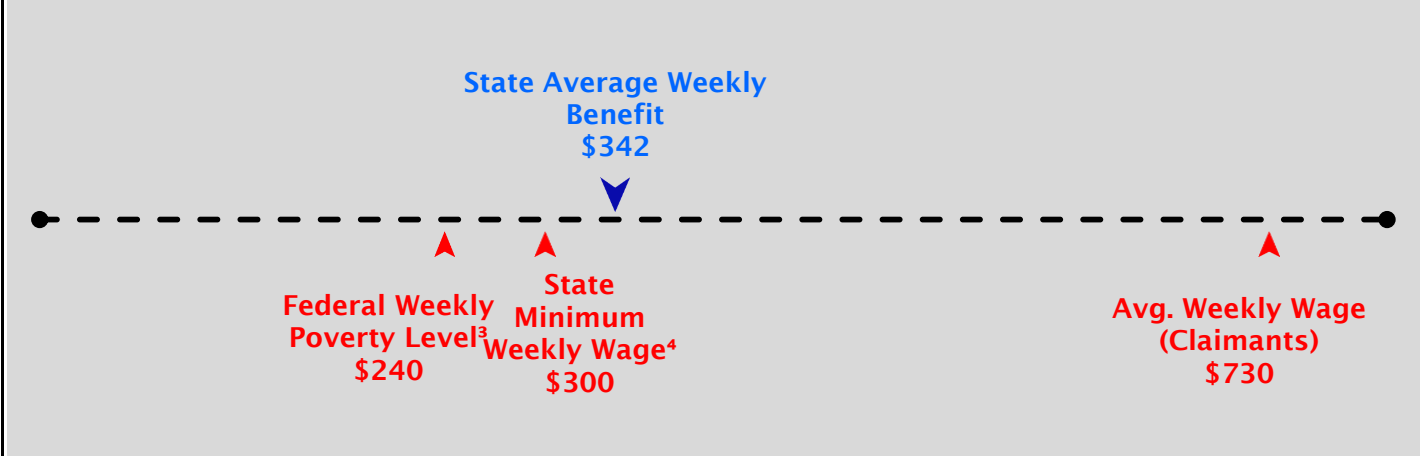
1. Dependents benefits represent the maximum amount a claimant may receive under the most number of dependents allowed.
2. Average Weekly Benefit and Replacement Rate as measured from the state's Benefit Accuracy Measures (sampling) database for the year.
3. Yearly standard provided by the U.S. Department of Health and Human Services. See Data Definitions item 8.
4. State hourly minimum wage for 40 hours, as defined by state law - lowest of all state defined minimums. See Data Definitions item 8.
5. Advisory Council on Unemployment Compensation (1996) recommendation, 1995-22.
6. Representative Claimants chosen to display the range of benefits and duration does not include Dependents, see Data Definitions item 11.

New Mexico 2019

State Benefit Payment Amounts

	<u>Without Dependents</u>	<u>With Dependents¹</u>
1) Minimum Weekly Benefit Amount:	\$82	\$123
2) Maximum Weekly Benefit Amount:	\$442	\$492
3) Maximum Potential Benefit Amount:	\$11,492	\$12,792
4) Minimum Duration (weeks):	14	14
5) Maximum Duration (weeks):	26	26

6) Comparison of State Average Weekly Benefit to Weekly Income Levels²



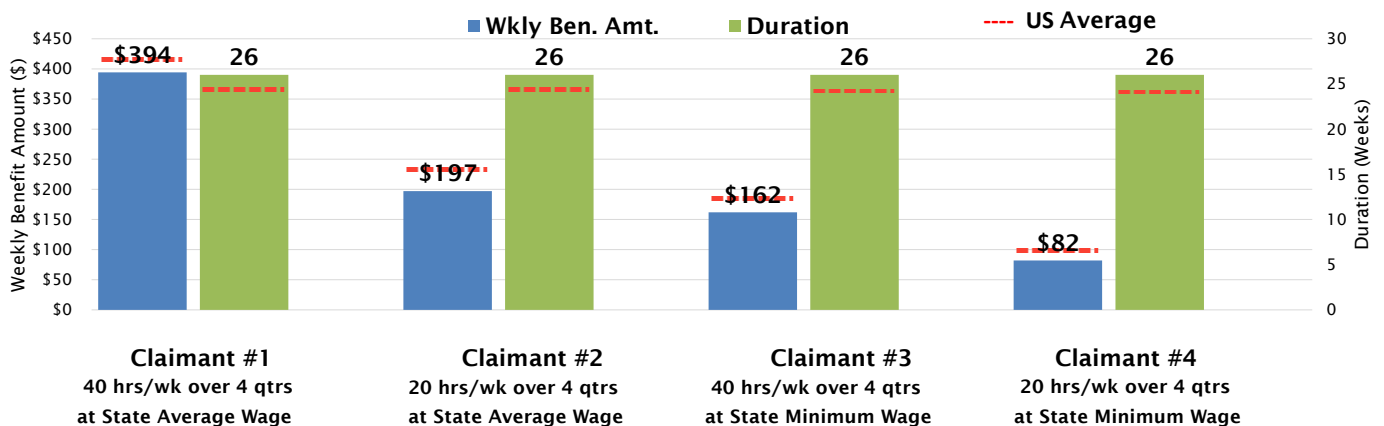
7) Average and Maximum Weekly Benefit as a Percent of Claimants' Wages

State Formulation for Weekly Benefit Amount As Percent of Prior Weekly Wages:	54%	State Maximum Weekly Benefit as % of State's Avg Weekly Wage:	61%
Recommended Standard ⁵ :	50%		67%

State Average of Individuals' Replacement Rate in 2018²: 53%

8)

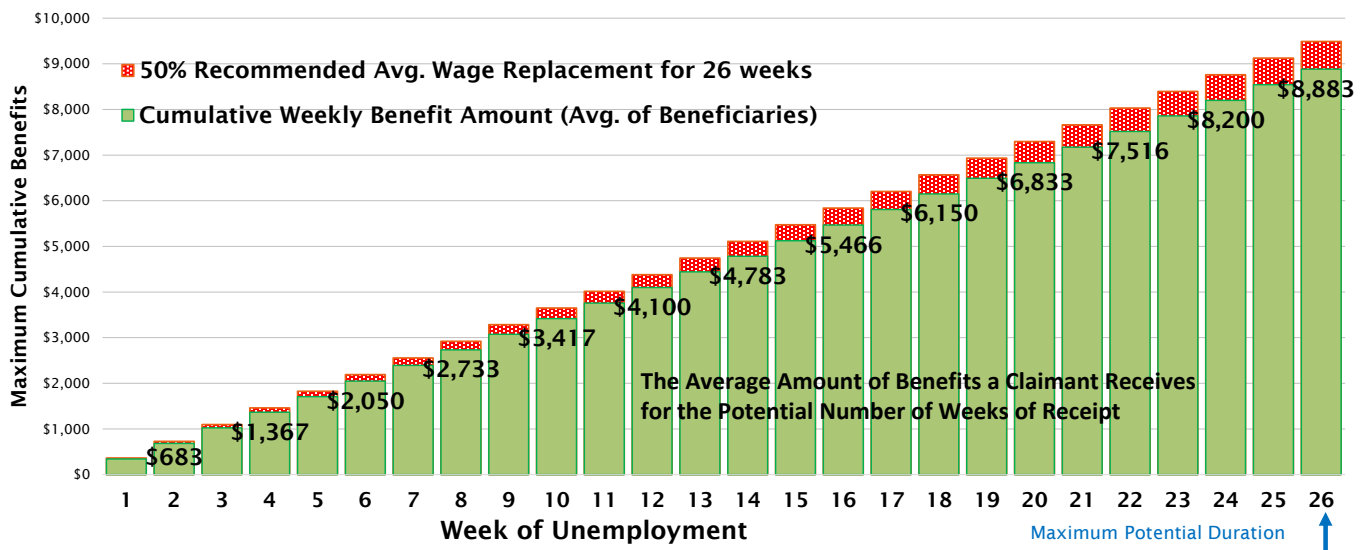
Estimated Weekly Benefit Amounts and Potential Duration of Representative Claimants⁶



Duration of Benefit Payments

9)

Cumulative Benefits Paid Per Claimant by Week of Unemployment (Average of All Beneficiaries)

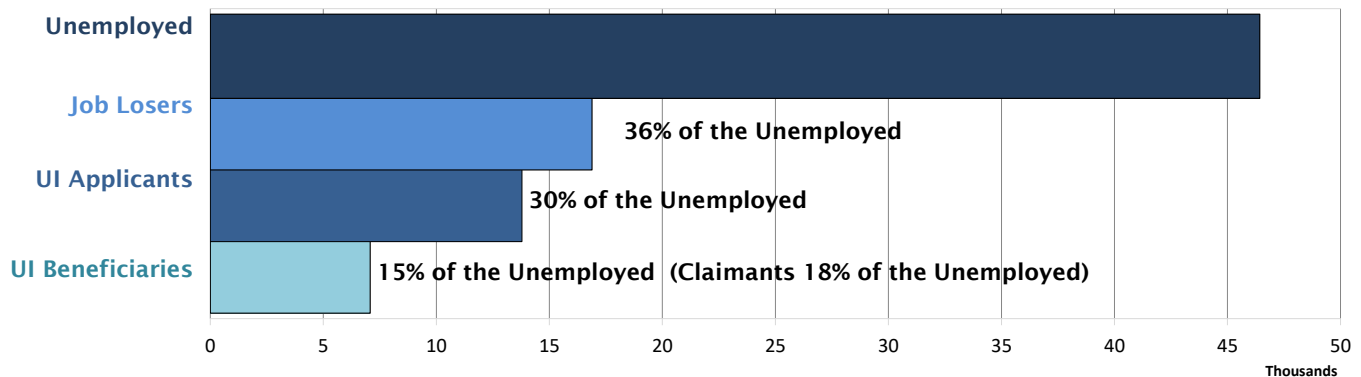


10)

State Actual Avg. UI Duration (weeks): 17

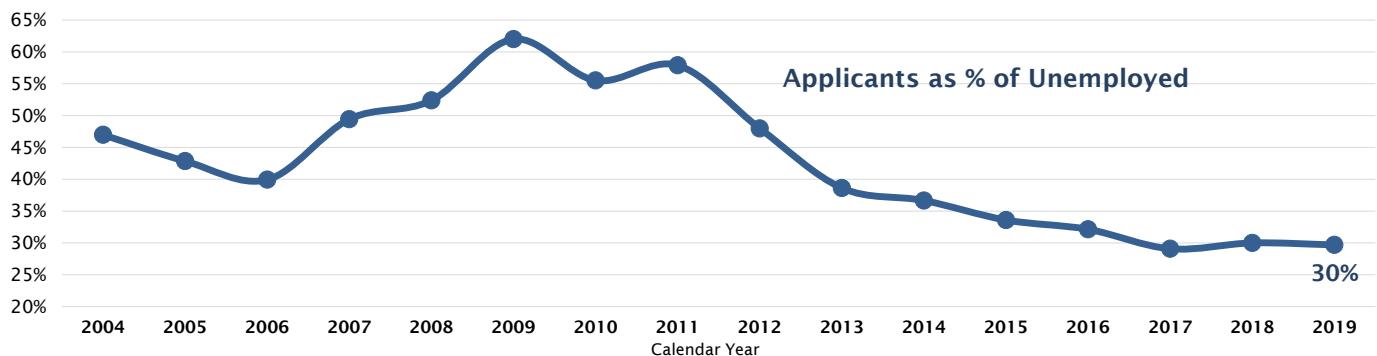
Application and Reciprocity

11) Application and Receipt of UI Benefits as a Proportion of the Unemployed



12)

State Historical Application Rate*



* Includes only Regular State UI program claims. Excludes Extended Benefits and Emergency Unemployment Compensation.

Footnote:


1. Dependents benefits represent the maximum amount a claimant may receive under the most number of dependents allowed.
2. Average Weekly Benefit and Replacement Rate as measured from the state's Benefit Accuracy Measures (sampling) database for the year.
3. Yearly standard provided by the U.S. Department of Health and Human Services. See Data Definitions item 8.
4. State hourly minimum wage for 40 hours, as defined by state law - lowest of all state defined minimums. See Data Definitions item 8.
5. Advisory Council on Unemployment Compensation (1996) recommendation, 1995-22.
6. Representative Claimants chosen to display the range of benefits and duration does not include Dependents, see Data Definitions item 11.

Nevada 2019

State Benefit Payment Amounts

	Without Dependents	With Dependents ¹
1) Minimum Weekly Benefit Amount:	\$32	N/A
2) Maximum Weekly Benefit Amount:	\$427	N/A
3) Maximum Potential Benefit Amount:	\$11,700	N/A
4) Minimum Duration (weeks):	8	8
5) Maximum Duration (weeks):	26	26

6) Comparison of State Average Weekly Benefit to Weekly Income Levels²



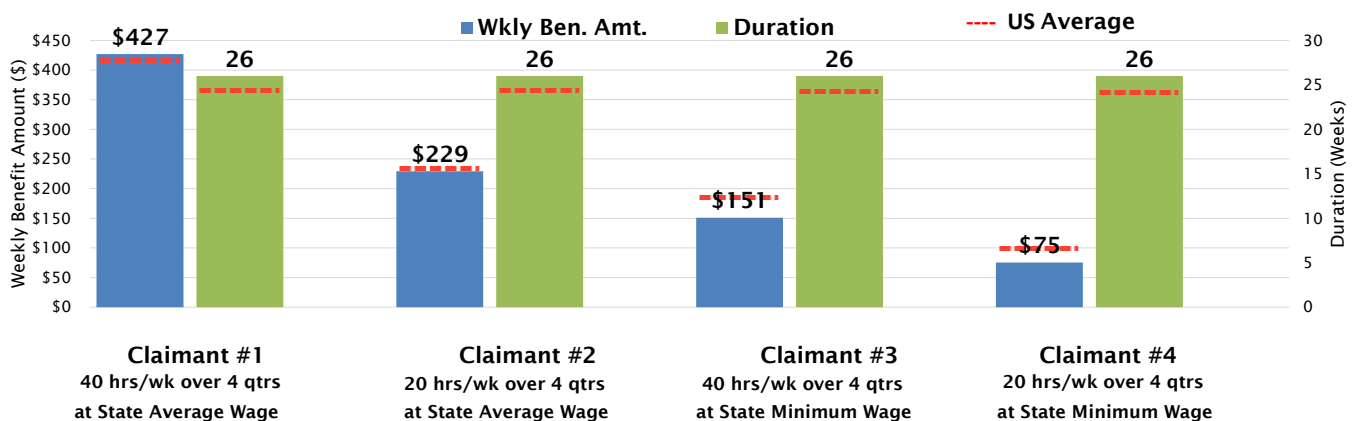
7) Average and Maximum Weekly Benefit as a Percent of Claimants' Wages

State Formulation for Weekly Benefit Amount As Percent of Prior Weekly Wages:	52%	State Maximum Weekly Benefit as % of State's Avg Weekly Wage:	48%
Recommended Standard ⁵ :	50%		67%

State Average of Individuals' Replacement Rate in 2018²: 49%

8)

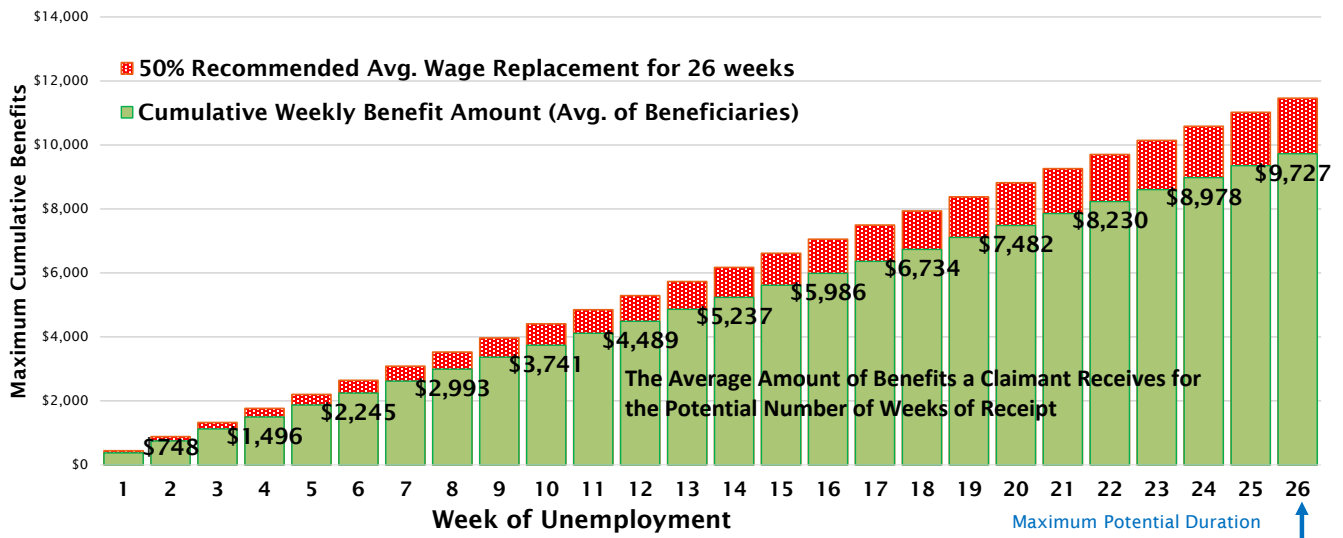
Estimated Weekly Benefit Amounts and Potential Duration of Representative Claimants⁶



Duration of Benefit Payments

9)

Cumulative Benefits Paid Per Claimant by Week of Unemployment (Average of All Beneficiaries)

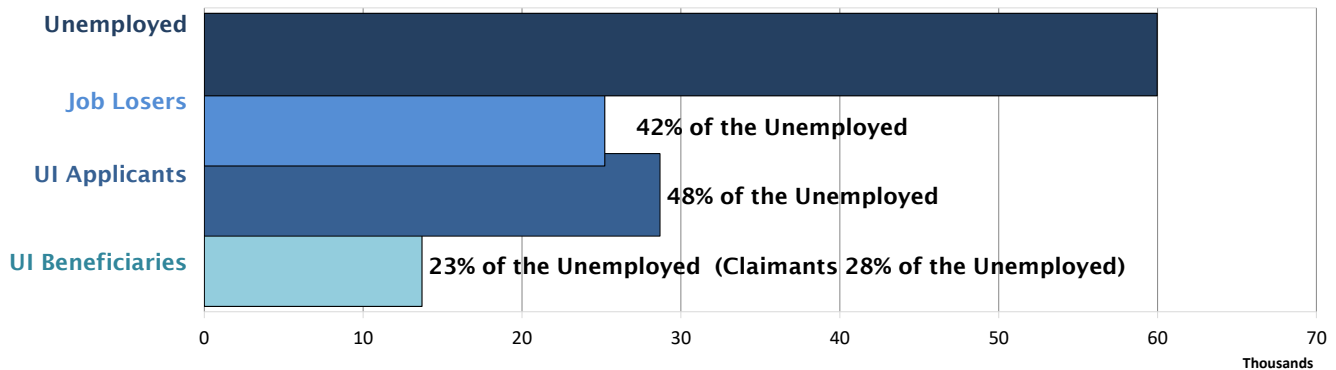


10)

State Actual Avg. UI Duration (weeks): 15

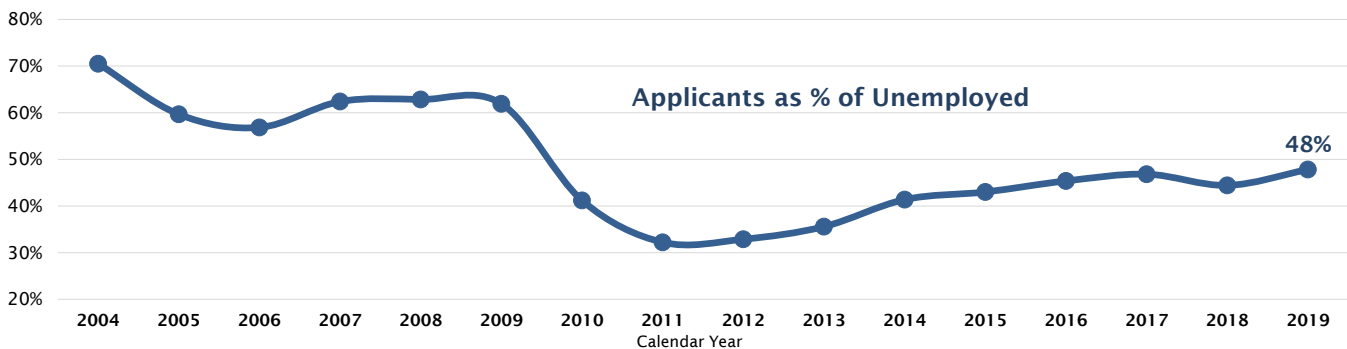
Application and Reciprocity

11) Application and Receipt of UI Benefits as a Proportion of the Unemployed



12)

State Historical Application Rate*



* Includes only Regular State UI program claims. Excludes Extended Benefits and Emergency Unemployment Compensation.

Footnote:

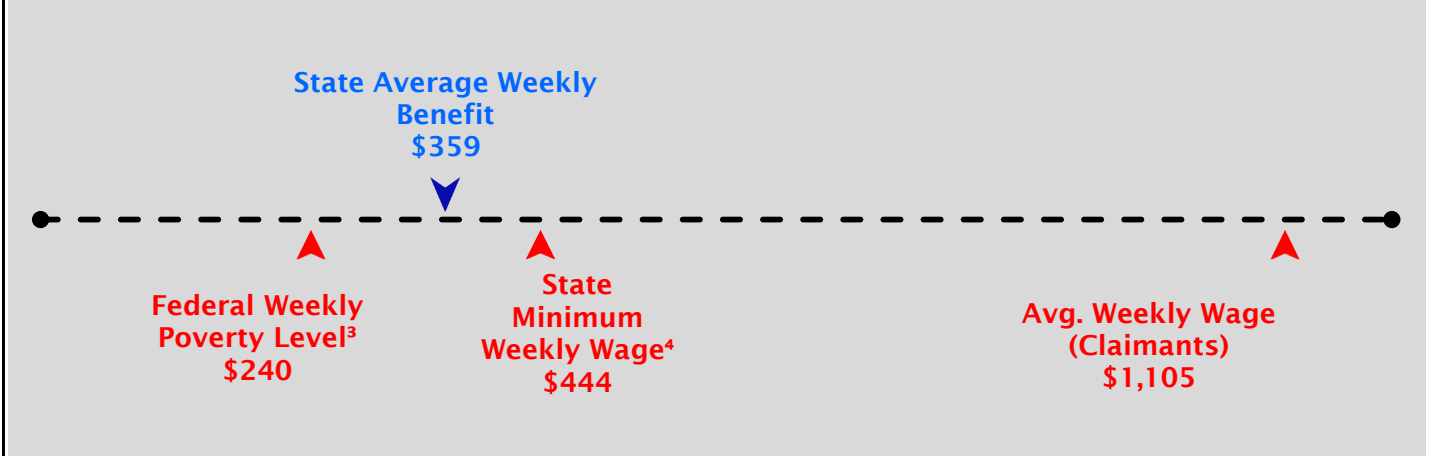
1. Dependents benefits represent the maximum amount a claimant may receive under the most number of dependents allowed.
2. Average Weekly Benefit and Replacement Rate as measured from the state's Benefit Accuracy Measures (sampling) database for the year.
3. Yearly standard provided by the U.S. Department of Health and Human Services. See Data Definitions item 8.
4. State hourly minimum wage for 40 hours, as defined by state law - lowest of all state defined minimums. See Data Definitions item 8.
5. Advisory Council on Unemployment Compensation (1996) recommendation, 1995-22.
6. Representative Claimants chosen to display the range of benefits and duration does not include Dependents, see Data Definitions item 11.

New York 2019

State Benefit Payment Amounts

	<u>Without Dependents</u>	<u>With Dependents¹</u>
1) Minimum Weekly Benefit Amount:	\$100	N/A
2) Maximum Weekly Benefit Amount:	\$450	N/A
3) Maximum Potential Benefit Amount:	\$11,700	N/A
4) Minimum Duration (weeks):	26	26
5) Maximum Duration (weeks):	26	26

6) Comparison of State Average Weekly Benefit to Weekly Income Levels²



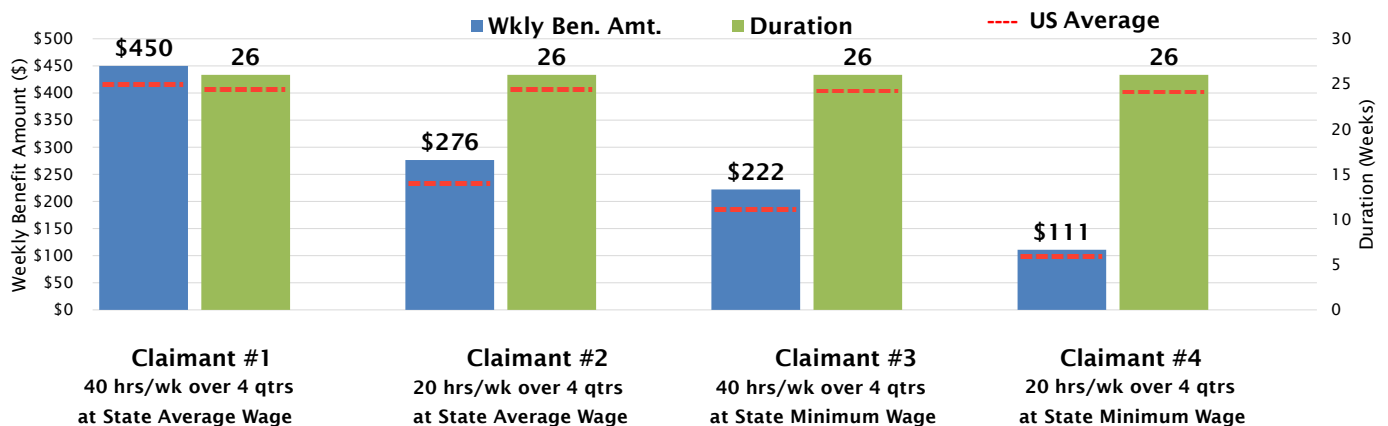
7) Average and Maximum Weekly Benefit as a Percent of Claimants' Wages

State Formulation for Weekly Benefit Amount As Percent of Prior Weekly Wages:	50%	State Maximum Weekly Benefit as % of State's Avg Weekly Wage:	41%
Recommended Standard ⁵ :	50%		67%

State Average of Individuals' Replacement Rate in 2018²: 40%

8)

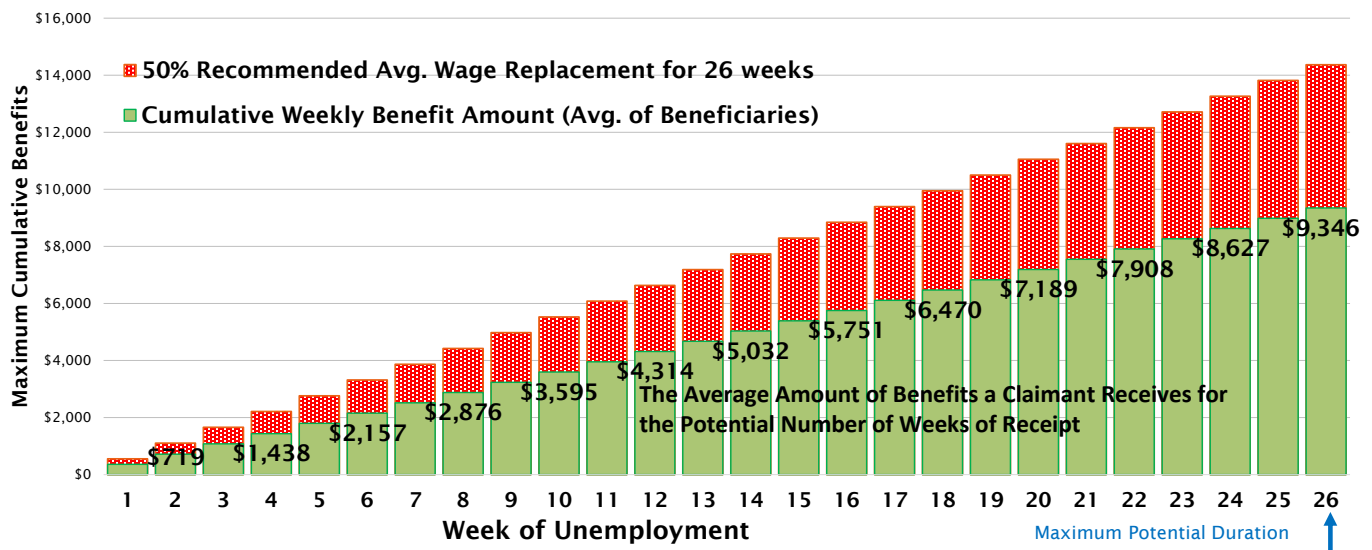
Estimated Weekly Benefit Amounts and Potential Duration of Representative Claimants⁶



Duration of Benefit Payments

9)

Cumulative Benefits Paid Per Claimant by Week of Unemployment (Average of All Beneficiaries)

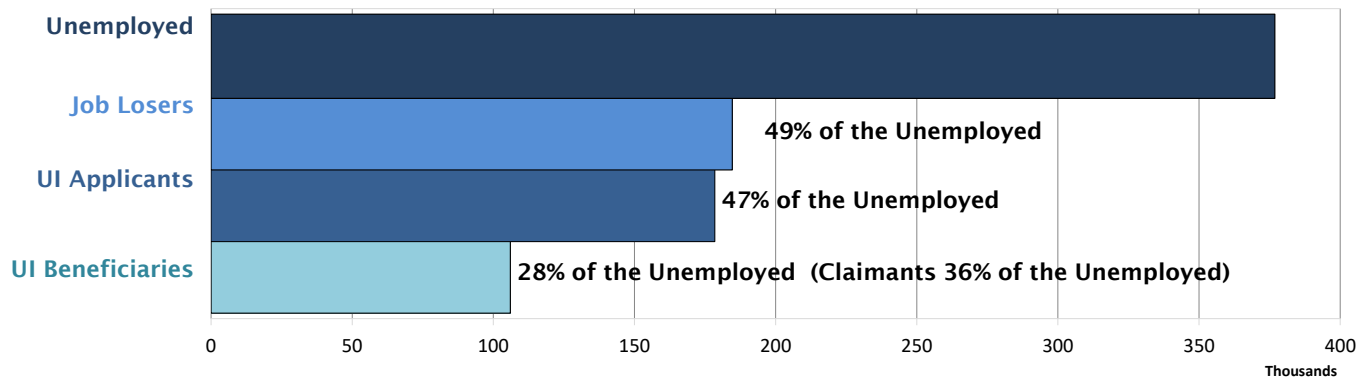


10)

State Actual Avg. UI Duration (weeks): 16

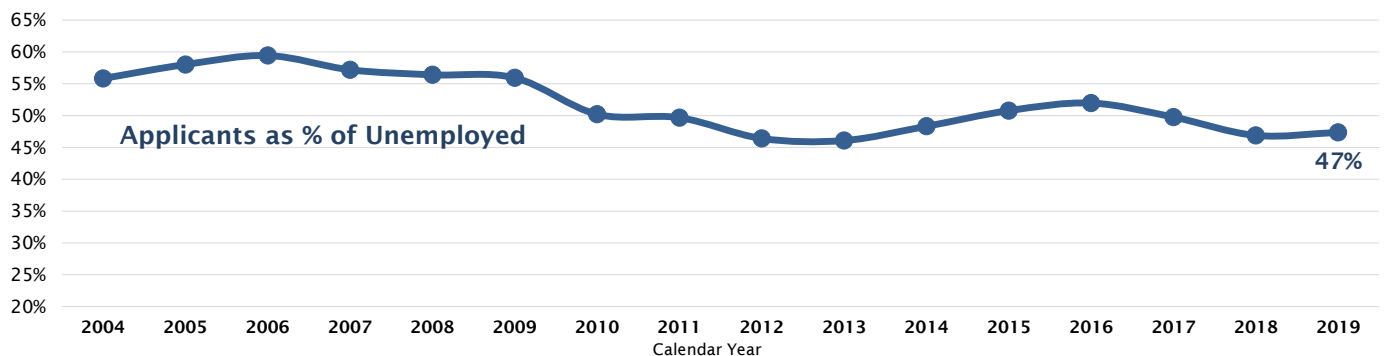
Application and Reciprocity

11) Application and Receipt of UI Benefits as a Proportion of the Unemployed



12)

State Historical Application Rate*



* Includes only Regular State UI program claims. Excludes Extended Benefits and Emergency Unemployment Compensation.

Footnote:

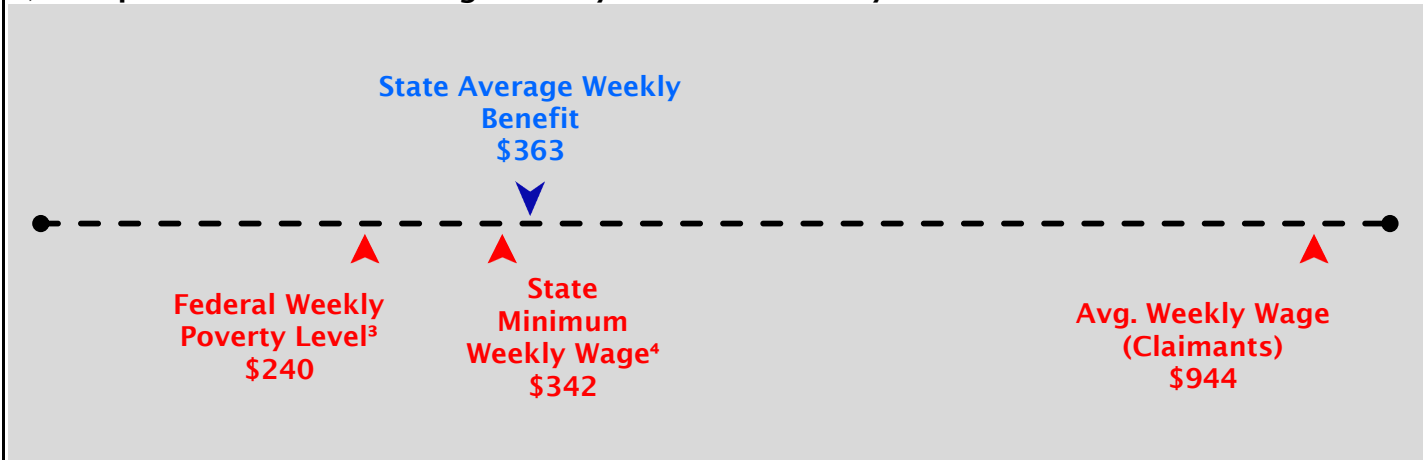
1. Dependents benefits represent the maximum amount a claimant may receive under the most number of dependents allowed.
2. Average Weekly Benefit and Replacement Rate as measured from the state's Benefit Accuracy Measures (sampling) database for the year.
3. Yearly standard provided by the U.S. Department of Health and Human Services. See Data Definitions item 8.
4. State hourly minimum wage for 40 hours, as defined by state law - lowest of all state defined minimums. See Data Definitions item 8.
5. Advisory Council on Unemployment Compensation (1996) recommendation, 1995-22.
6. Representative Claimants chosen to display the range of benefits and duration does not include Dependents, see Data Definitions item 11.

Ohio 2019

State Benefit Payment Amounts

	<u>Without Dependents</u>	<u>With Dependents¹</u>
1) Minimum Weekly Benefit Amount:	\$130	\$130
2) Maximum Weekly Benefit Amount:	\$443	\$598
3) Maximum Potential Benefit Amount:	\$11,518	\$15,548
4) Minimum Duration (weeks):	20	20
5) Maximum Duration (weeks):	26	26

6) Comparison of State Average Weekly Benefit to Weekly Income Levels²



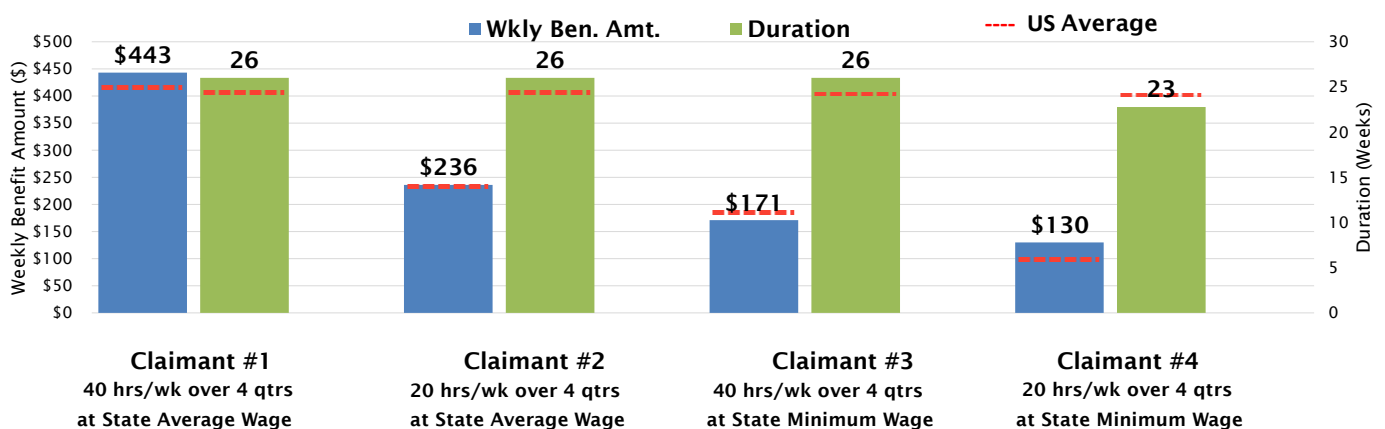
7) Average and Maximum Weekly Benefit as a Percent of Claimants' Wages

State Formulation for Weekly Benefit Amount As Percent of Prior Weekly Wages:	50%	State Maximum Weekly Benefit as % of State's Avg Weekly Wage:	47%
Recommended Standard ⁵ :	50%		67%

State Average of Individuals' Replacement Rate in 2018²: 42%

8)

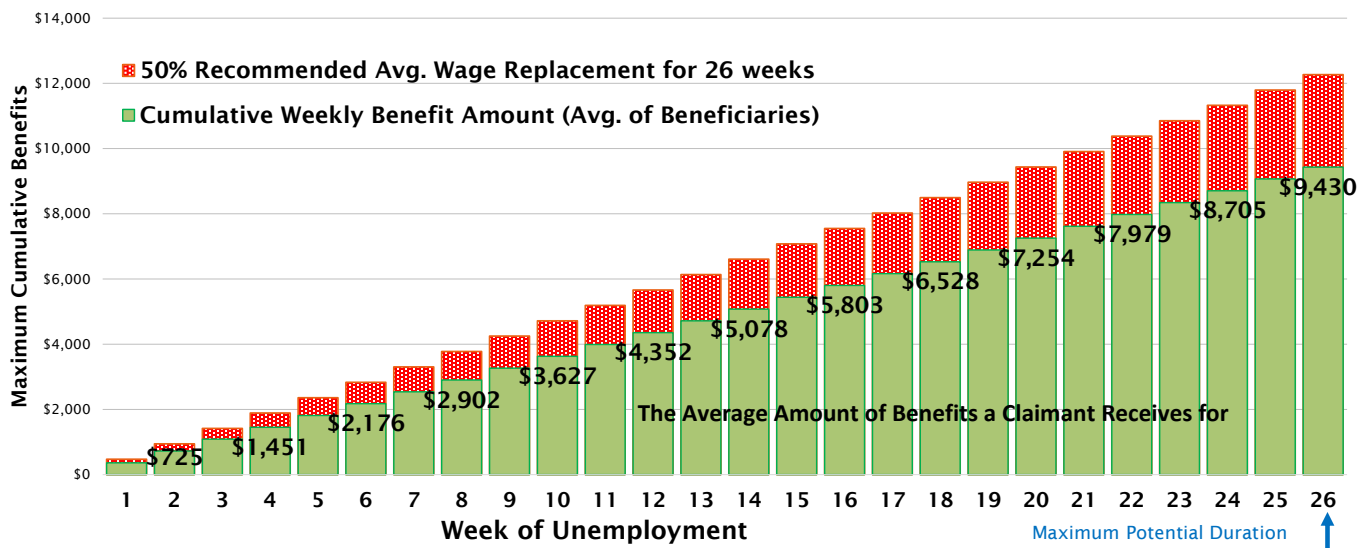
Estimated Weekly Benefit Amounts and Potential Duration of Representative Claimants⁶



Duration of Benefit Payments

9)

Cumulative Benefits Paid Per Claimant by Week of Unemployment (Average of All Beneficiaries)

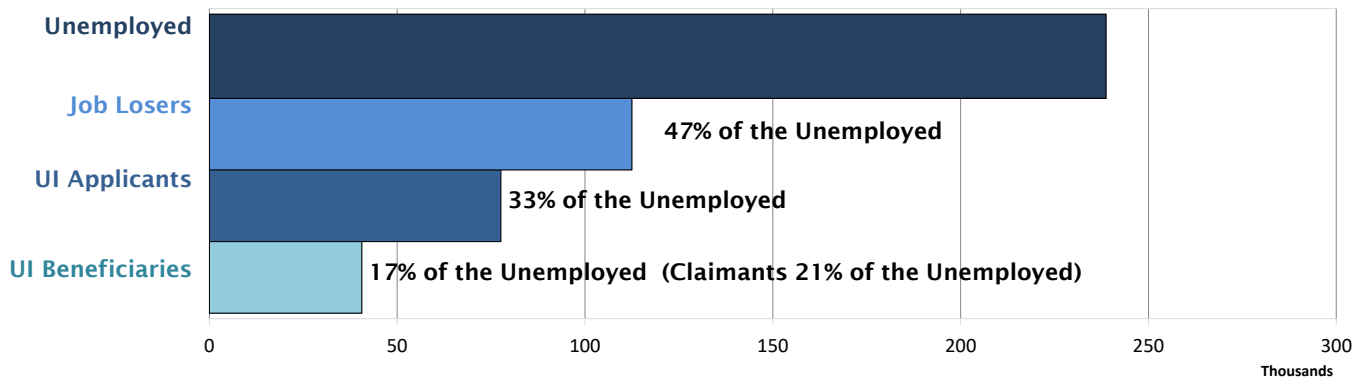


10)

State Actual Avg. UI Duration (weeks): 14

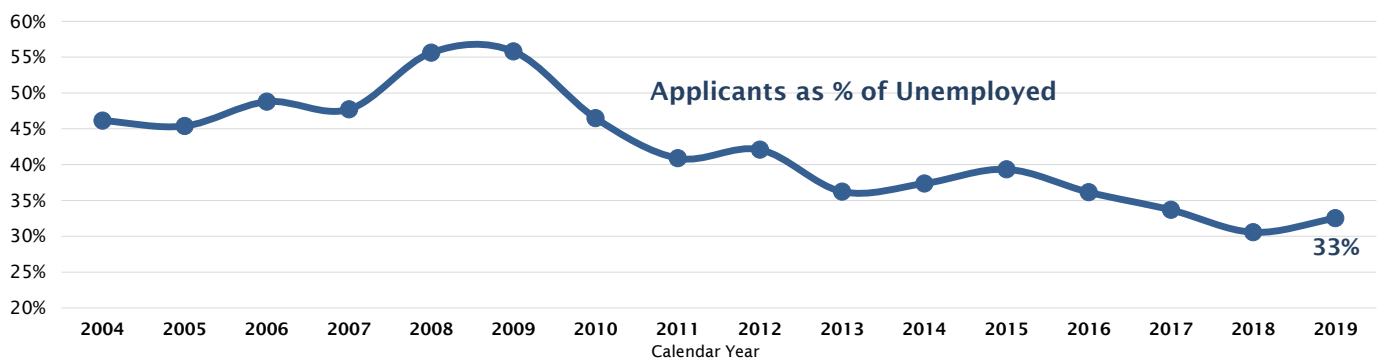
Application and Reciprocity

11) Application and Receipt of UI Benefits as a Proportion of the Unemployed



12)

State Historical Application Rate*



* Includes only Regular State UI program claims. Excludes Extended Benefits and Emergency Unemployment Compensation.

Footnote:

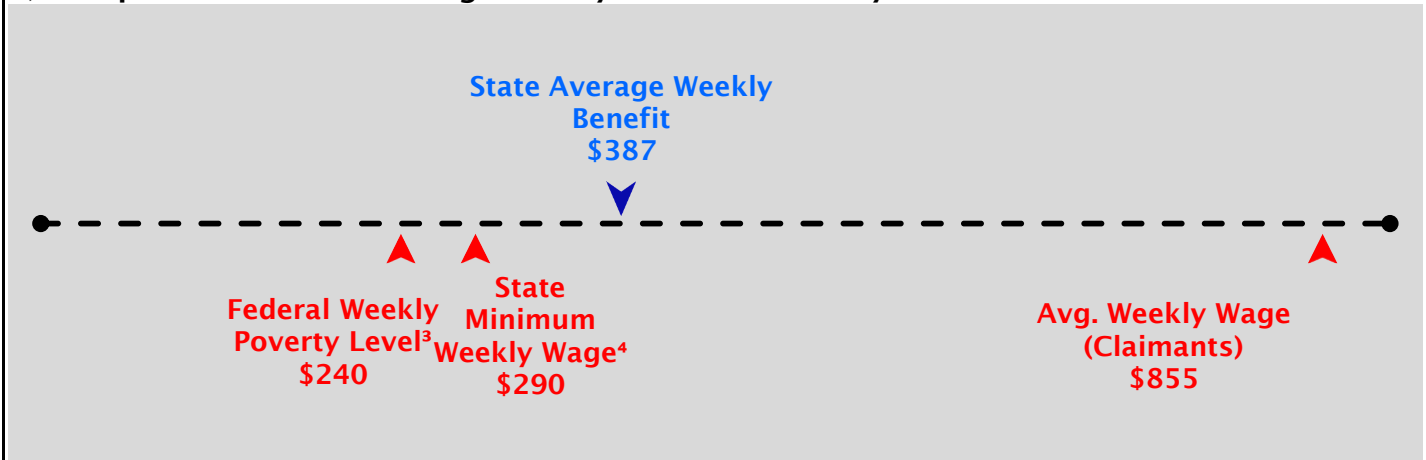
1. Dependents benefits represent the maximum amount a claimant may receive under the most number of dependents allowed.
2. Average Weekly Benefit and Replacement Rate as measured from the state's Benefit Accuracy Measures (sampling) database for the year.
3. Yearly standard provided by the U.S. Department of Health and Human Services. See Data Definitions item 8.
4. State hourly minimum wage for 40 hours, as defined by state law - lowest of all state defined minimums. See Data Definitions item 8.
5. Advisory Council on Unemployment Compensation (1996) recommendation, 1995-22.
6. Representative Claimants chosen to display the range of benefits and duration does not include Dependents, see Data Definitions item 11.

Oklahoma 2019

State Benefit Payment Amounts

	<u>Without Dependents</u>	<u>With Dependents¹</u>
1) Minimum Weekly Benefit Amount:	\$16	N/A
2) Maximum Weekly Benefit Amount:	\$520	N/A
3) Maximum Potential Benefit Amount:	\$11,300	N/A
4) Minimum Duration (weeks):	16	16
5) Maximum Duration (weeks):	26	26

6) Comparison of State Average Weekly Benefit to Weekly Income Levels²



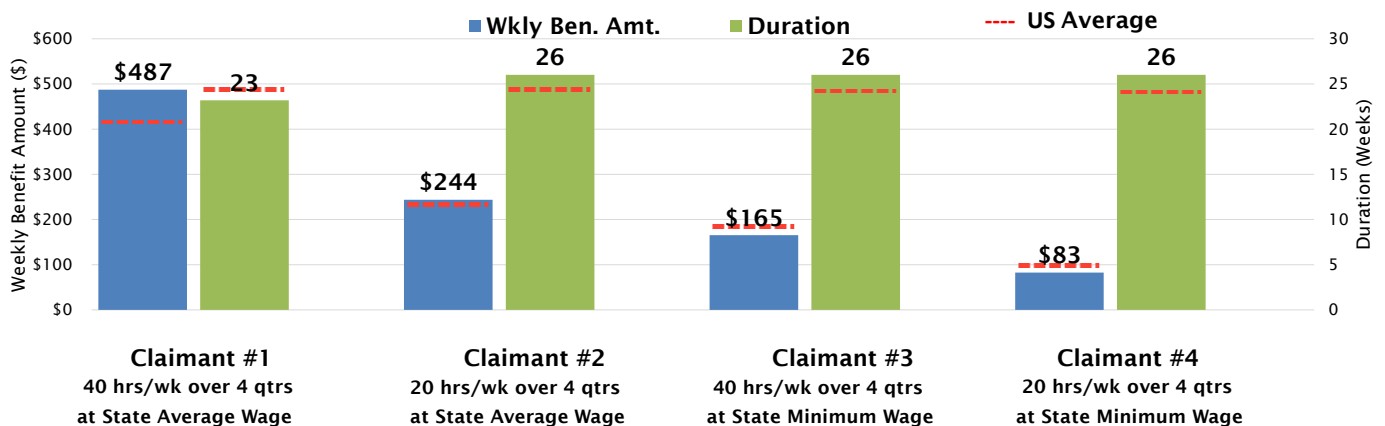
7) Average and Maximum Weekly Benefit as a Percent of Claimants' Wages

State Formulation for Weekly Benefit Amount As Percent of Prior Weekly Wages:	57%	State Maximum Weekly Benefit as % of State's Avg Weekly Wage:	61%
Recommended Standard ⁵ :	50%		67%

State Average of Individuals' Replacement Rate in 2018²: 52%

8)

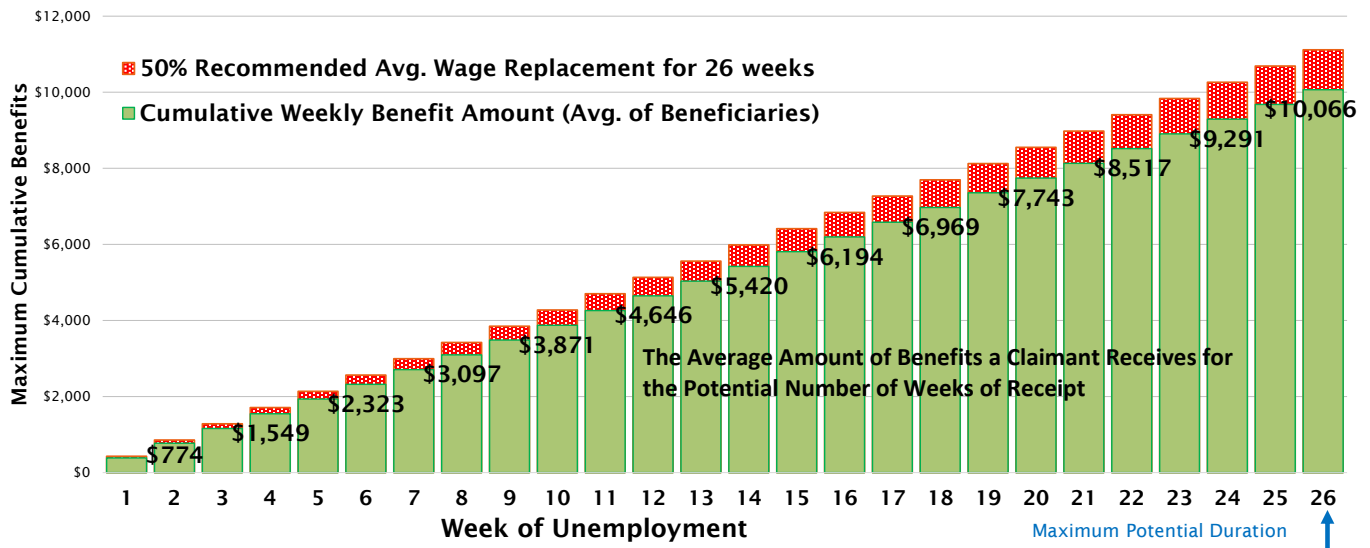
Estimated Weekly Benefit Amounts and Potential Duration of Representative Claimants⁶



Duration of Benefit Payments

9)

Cumulative Benefits Paid Per Claimant by Week of Unemployment (Average of All Beneficiaries)

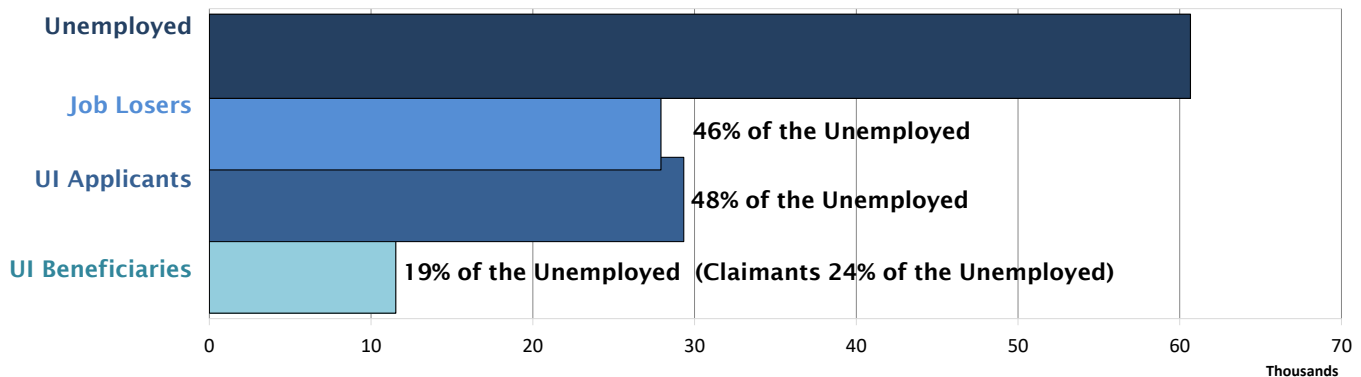


10)

State Actual Avg. UI Duration (weeks): 15

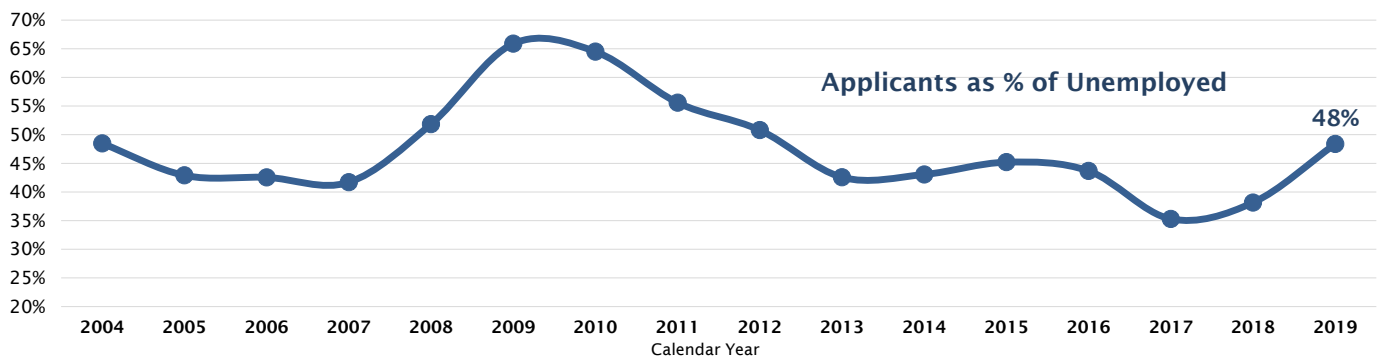
Application and Reciprocity

11) Application and Receipt of UI Benefits as a Proportion of the Unemployed



12)

State Historical Application Rate*



* Includes only Regular State UI program claims. Excludes Extended Benefits and Emergency Unemployment Compensation.

Footnote:

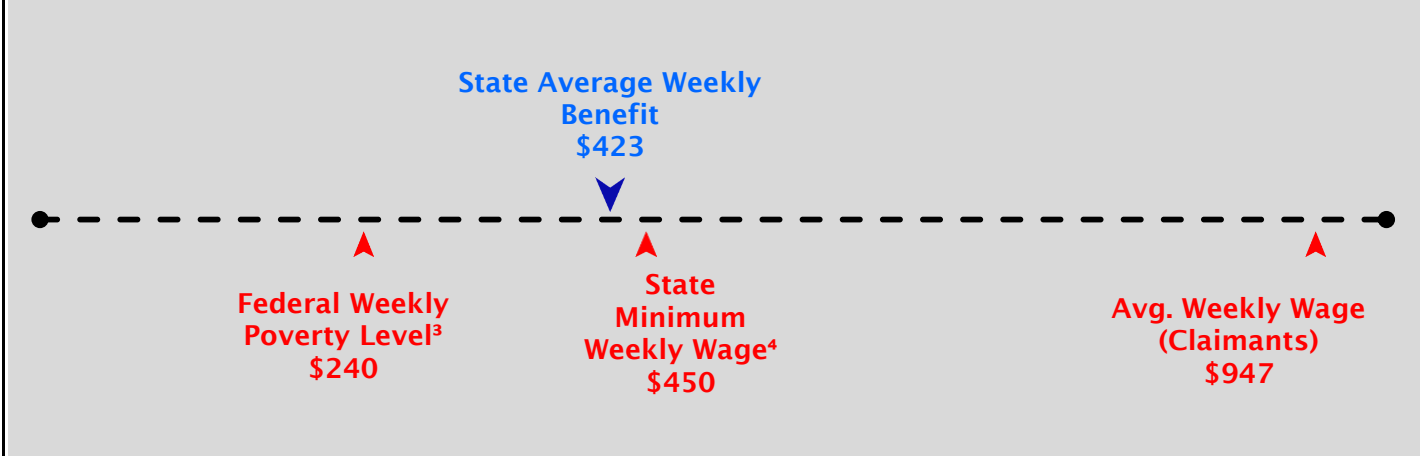
1. Dependents benefits represent the maximum amount a claimant may receive under the most number of dependents allowed.
2. Average Weekly Benefit and Replacement Rate as measured from the state's Benefit Accuracy Measures (sampling) database for the year.
3. Yearly standard provided by the U.S. Department of Health and Human Services. See Data Definitions item 8.
4. State hourly minimum wage for 40 hours, as defined by state law - lowest of all state defined minimums. See Data Definitions item 8.
5. Advisory Council on Unemployment Compensation (1996) recommendation, 1995-22.
6. Representative Claimants chosen to display the range of benefits and duration does not include Dependents, see Data Definitions item 11.

Oregon 2019

State Benefit Payment Amounts

	<u>Without Dependents</u>	<u>With Dependents¹</u>
1) Minimum Weekly Benefit Amount:	\$146	N/A
2) Maximum Weekly Benefit Amount:	\$624	N/A
3) Maximum Potential Benefit Amount:	\$16,224	N/A
4) Minimum Duration (weeks):	3	3
5) Maximum Duration (weeks):	26	26

6) Comparison of State Average Weekly Benefit to Weekly Income Levels²



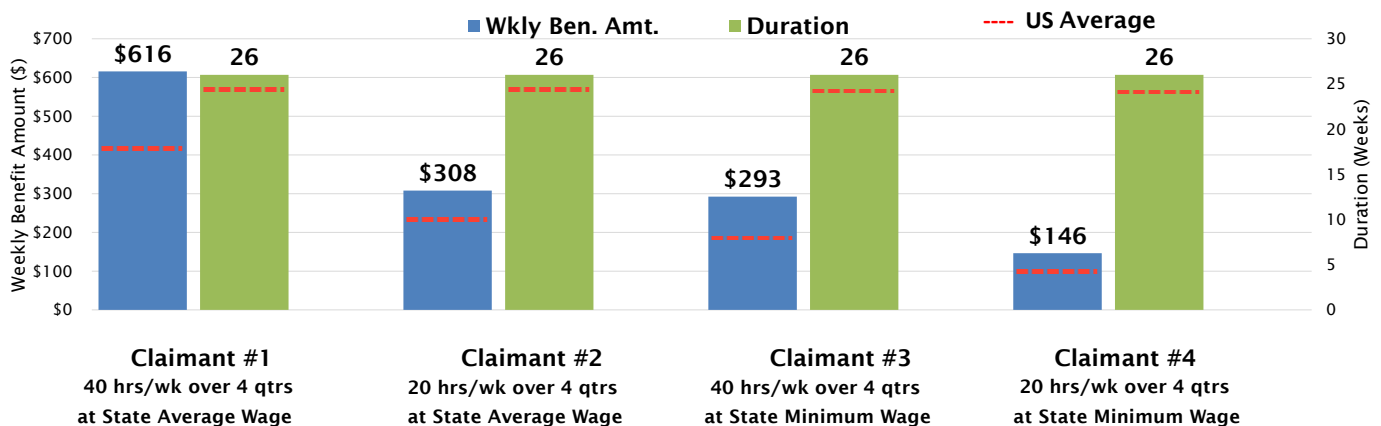
7) Average and Maximum Weekly Benefit as a Percent of Claimants' Wages

State Formulation for Weekly Benefit Amount As Percent of Prior Weekly Wages:	65%	State Maximum Weekly Benefit as % of State's Avg Weekly Wage:	66%
Recommended Standard ⁵ :	50%		67%

State Average of Individuals' Replacement Rate in 2018²: 49%

8)

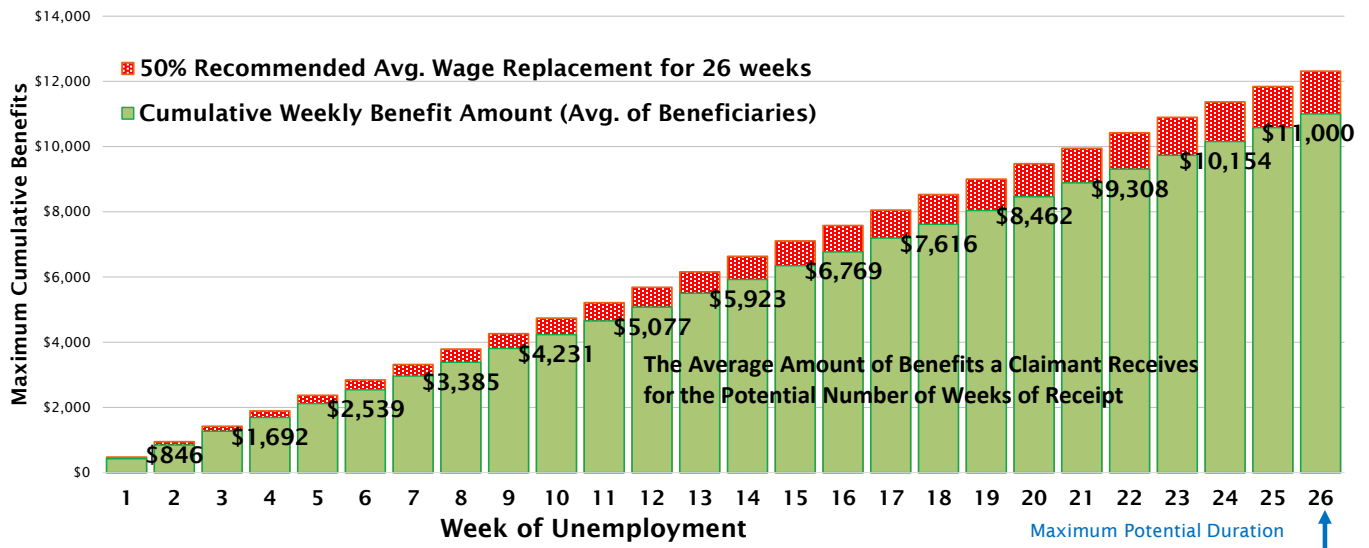
Estimated Weekly Benefit Amounts and Potential Duration of Representative Claimants⁶



Duration of Benefit Payments

9)

Cumulative Benefits Paid Per Claimant by Week of Unemployment (Average of All Beneficiaries)

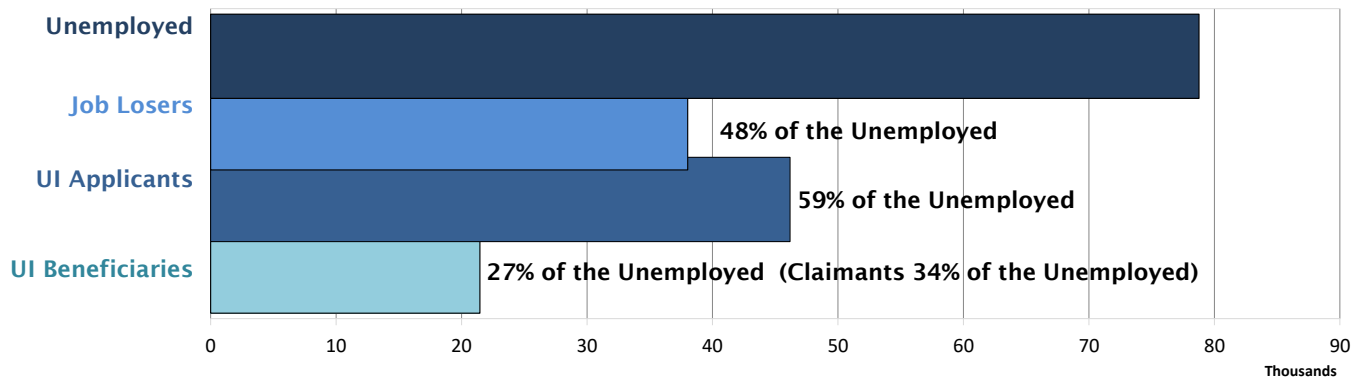


10)

State Actual Avg. UI Duration (weeks): 15

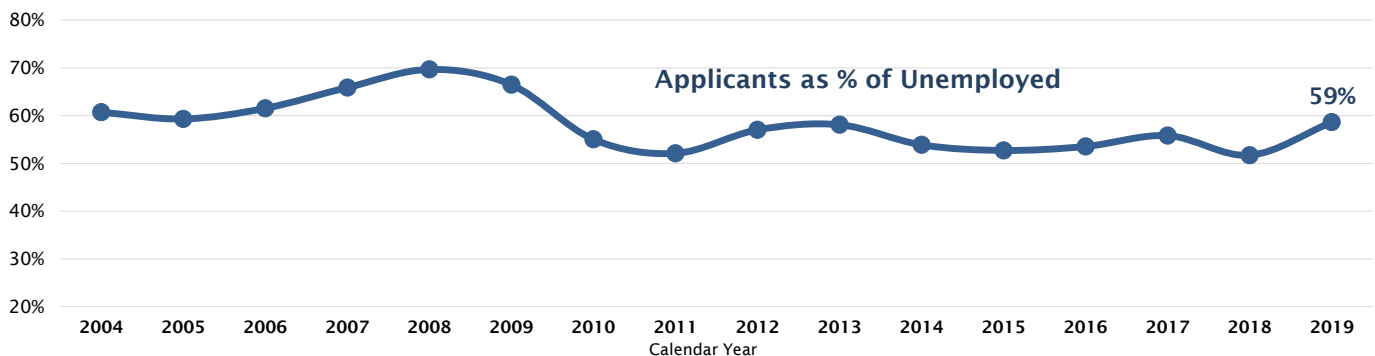
Application and Reciprocity

11) Application and Receipt of UI Benefits as a Proportion of the Unemployed



12)

State Historical Application Rate*



Footnote:


1. Dependents benefits represent the maximum amount a claimant may receive under the most number of dependents allowed.
2. Average Weekly Benefit and Replacement Rate as measured from the state's Benefit Accuracy Measures (sampling) database for the year.
3. Yearly standard provided by the U.S. Department of Health and Human Services. See Data Definitions item 8.
4. State hourly minimum wage for 40 hours, as defined by state law - lowest of all state defined minimums. See Data Definitions item 8.
5. Advisory Council on Unemployment Compensation (1996) recommendation, 1995-22.
6. Representative Claimants chosen to display the range of benefits and duration does not include Dependents, see Data Definitions item 11.

Pennsylvania 2019

State Benefit Payment Amounts

	<u>Without Dependents</u>	<u>With Dependents¹</u>
1) Minimum Weekly Benefit Amount:	\$68	\$76
2) Maximum Weekly Benefit Amount:	\$561	\$569
3) Maximum Potential Benefit Amount:	\$14,586	\$14,794
4) Minimum Duration (weeks):	18	18
5) Maximum Duration (weeks):	26	26

6) Comparison of State Average Weekly Benefit to Weekly Income Levels²



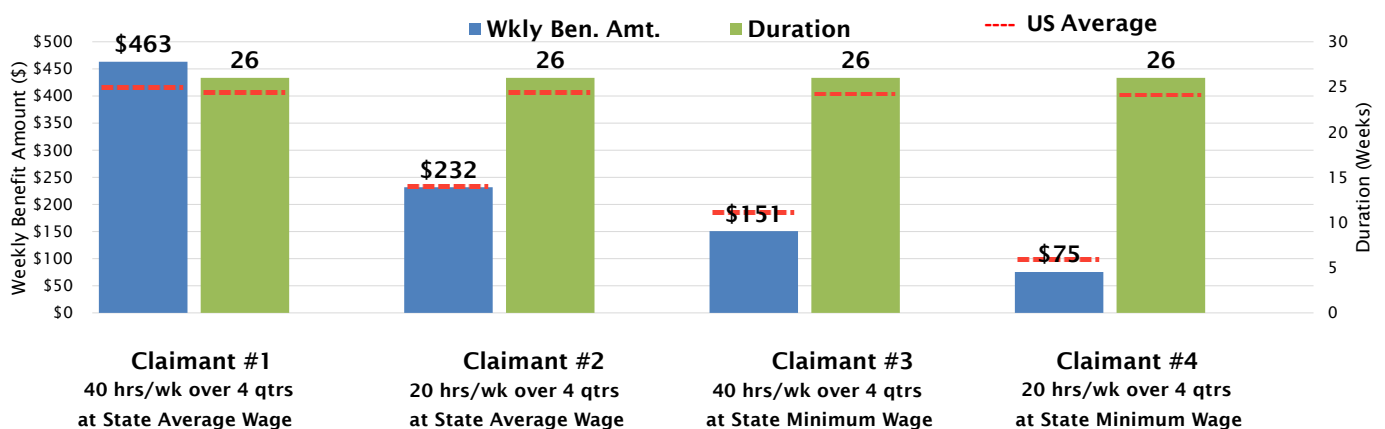
7) Average and Maximum Weekly Benefit as a Percent of Claimants' Wages

State Formulation for Weekly Benefit Amount As Percent of Prior Weekly Wages:	52%	State Maximum Weekly Benefit as % of State's Avg Weekly Wage:	63%
Recommended Standard ⁵ :	50%		67%

State Average of Individuals' Replacement Rate in 2018²: 51%

8)

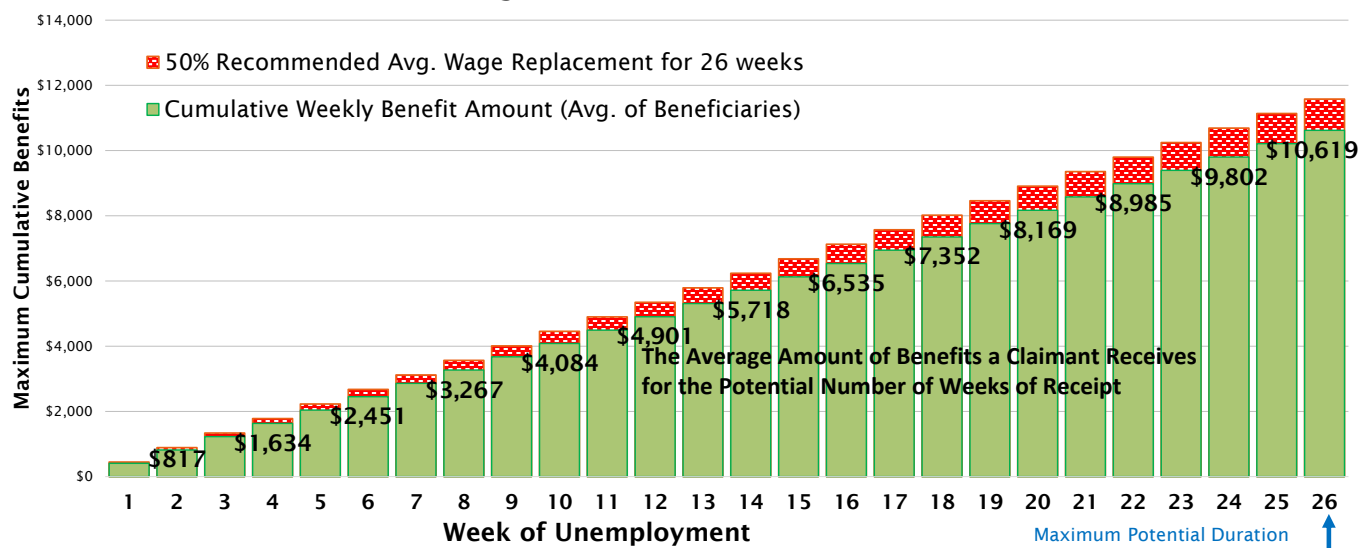
Estimated Weekly Benefit Amounts and Potential Duration of Representative Claimants⁶



Duration of Benefit Payments

9)

Cumulative Benefits Paid Per Claimant by Week of Unemployment (Average of All Beneficiaries)

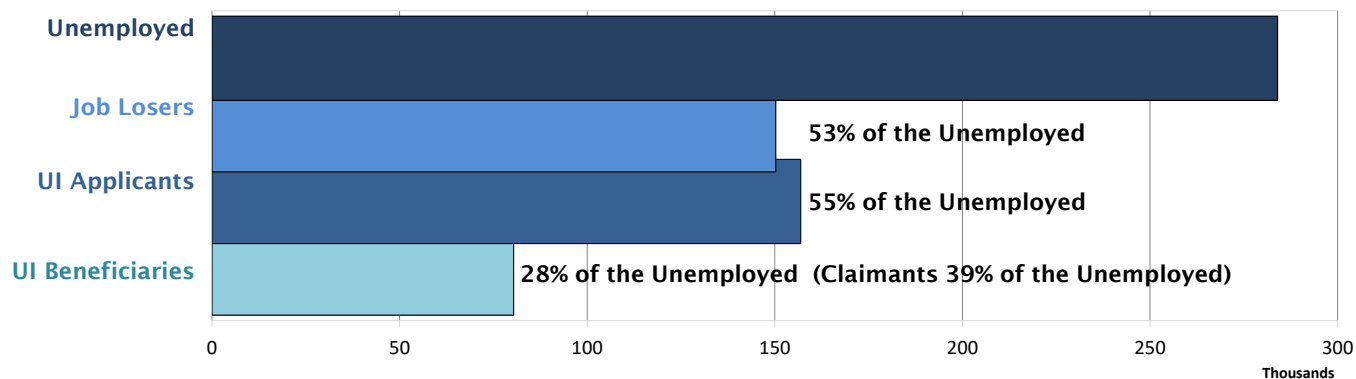


10)

State Actual Avg. UI Duration (weeks): 15

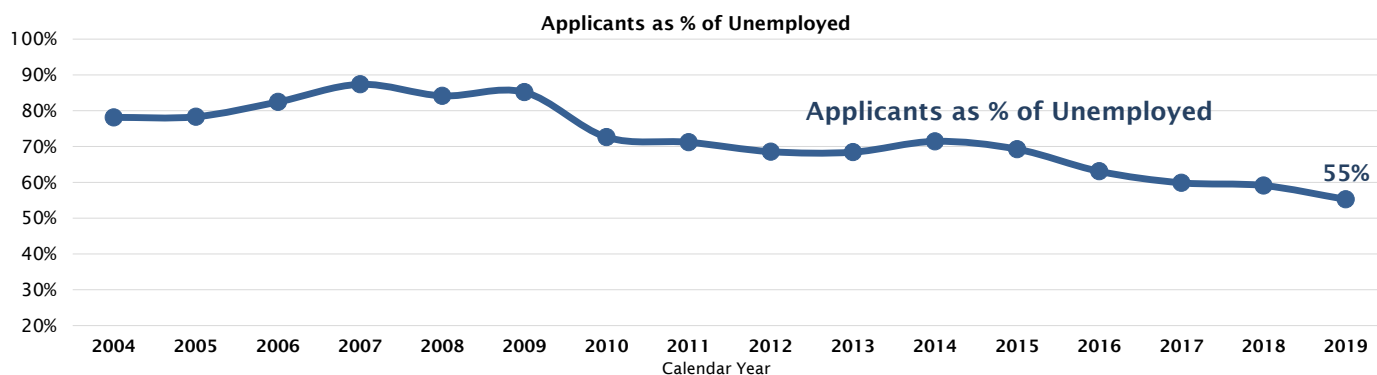
Application and Reciprocity

11) Application and Receipt of UI Benefits as a Proportion of the Unemployed



12)

State Historical Application Rate*



* Includes only Regular State UI program claims. Excludes Extended Benefits and Emergency Unemployment Compensation.

Footnote:

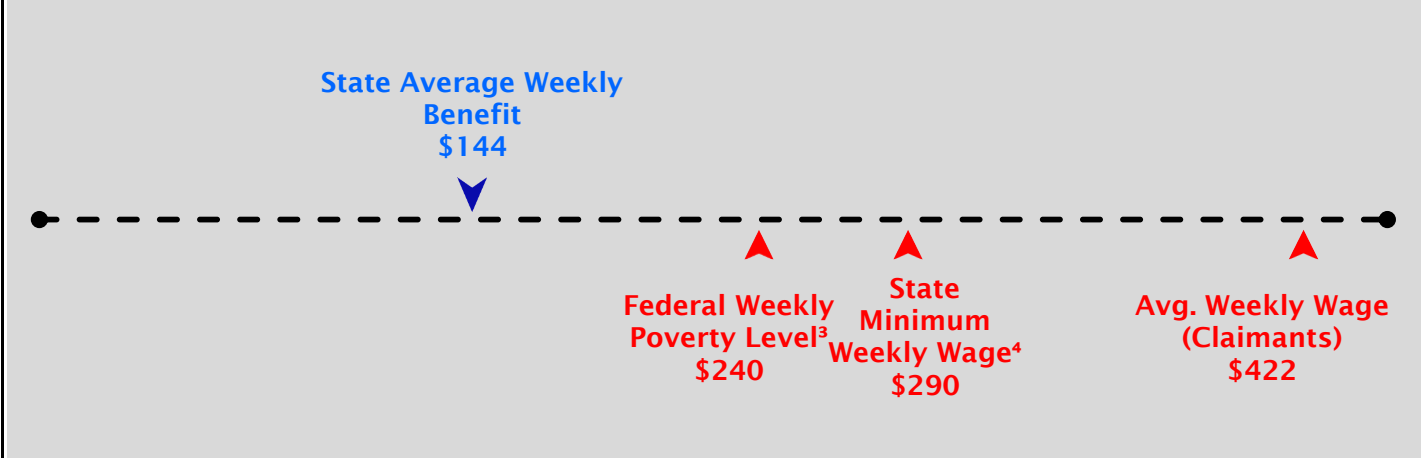
1. Dependents benefits represent the maximum amount a claimant may receive under the most number of dependents allowed.
2. Average Weekly Benefit and Replacement Rate as measured from the state's Benefit Accuracy Measures (sampling) database for the year.
3. Yearly standard provided by the U.S. Department of Health and Human Services. See Data Definitions item 8.
4. State hourly minimum wage for 40 hours, as defined by state law - lowest of all state defined minimums. See Data Definitions item 8.
5. Advisory Council on Unemployment Compensation (1996) recommendation, 1995-22.
6. Representative Claimants chosen to display the range of benefits and duration does not include Dependents, see Data Definitions item 11.

Puerto Rico 2019

State Benefit Payment Amounts

	<u>Without Dependents</u>	<u>With Dependents¹</u>
1) Minimum Weekly Benefit Amount:	\$7	N/A
2) Maximum Weekly Benefit Amount:	\$133	N/A
3) Maximum Potential Benefit Amount:	\$3,458	N/A
4) Minimum Duration (weeks):	26	26
5) Maximum Duration (weeks):	26	26

6) Comparison of State Average Weekly Benefit to Weekly Income Levels²



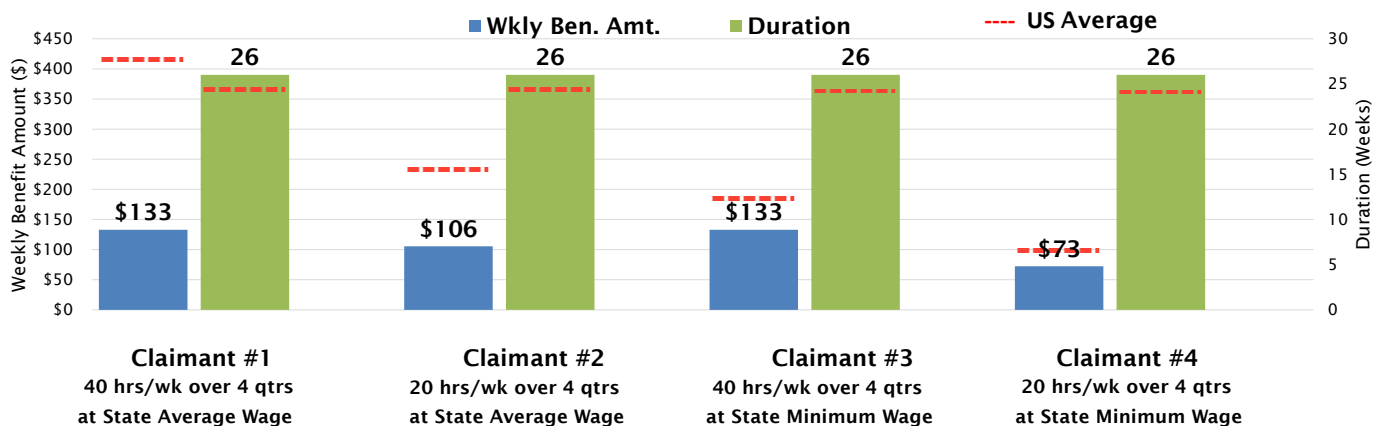
7) Average and Maximum Weekly Benefit as a Percent of Claimants' Wages

State Formulation for Weekly Benefit Amount As Percent of Prior Weekly Wages:	50%	State Maximum Weekly Benefit as % of State's Avg Weekly Wage:	32%
Recommended Standard ⁵ :	50%		67%

State Average of Individuals' Replacement Rate in 2018²: 39%

8)

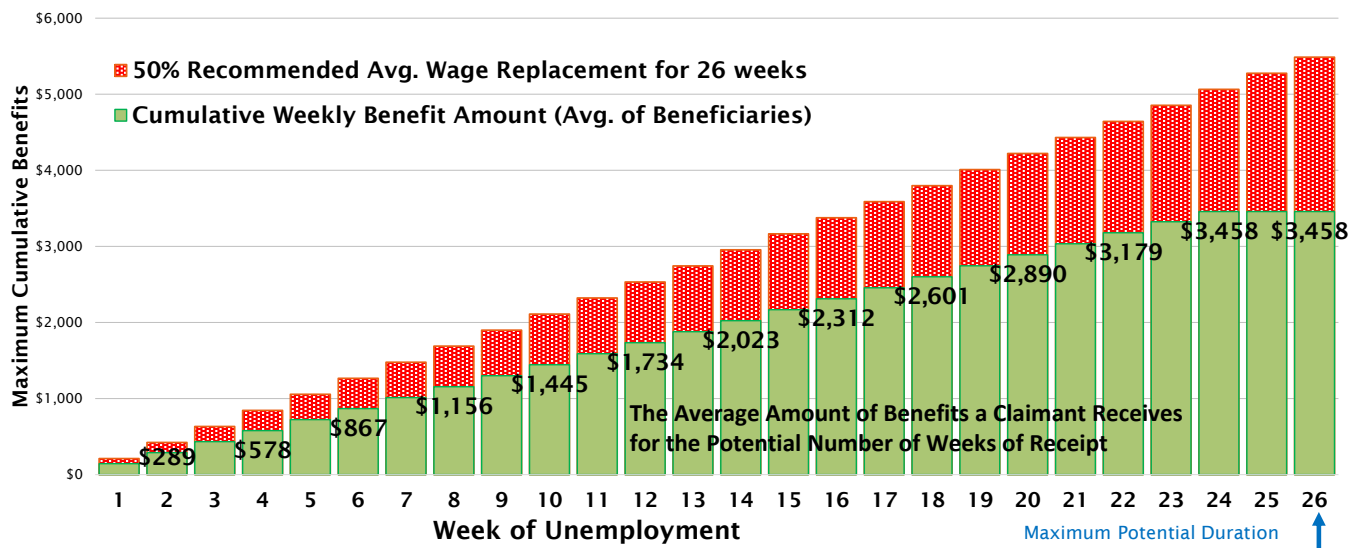
Estimated Weekly Benefit Amounts and Potential Duration of Representative Claimants⁶



Duration of Benefit Payments

9)

Cumulative Benefits Paid Per Claimant by Week of Unemployment (Average of All Beneficiaries)



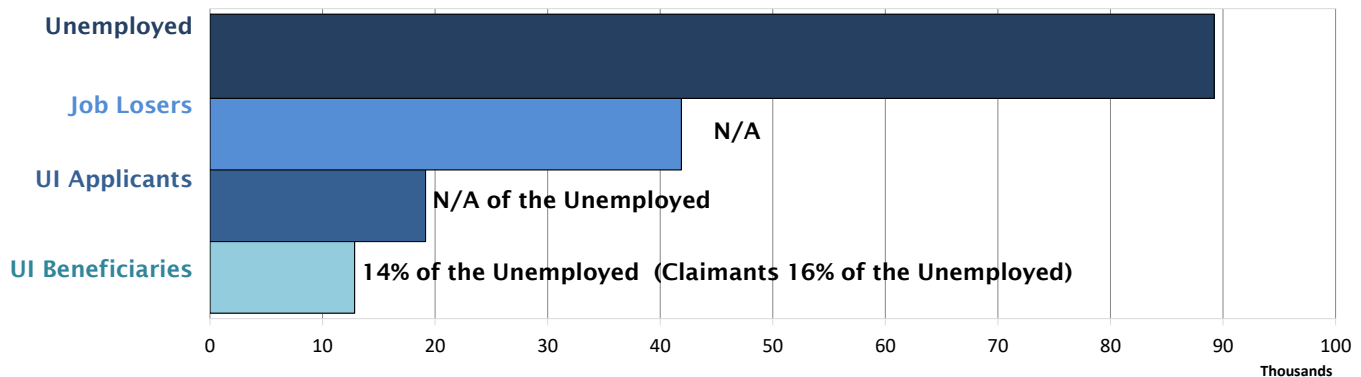
10)

State Actual Avg. UI Duration (weeks):

17

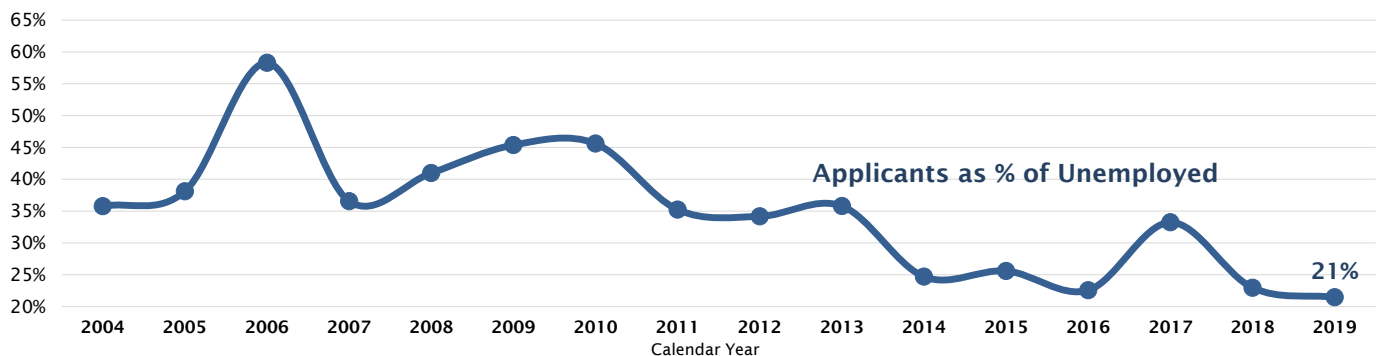
Application and Reciprocity

11) Application and Receipt of UI Benefits as a Proportion of the Unemployed



12)

State Historical Application Rate*



* Includes only Regular State UI program claims. Excludes Extended Benefits and Emergency Unemployment Compensation.

Footnote:

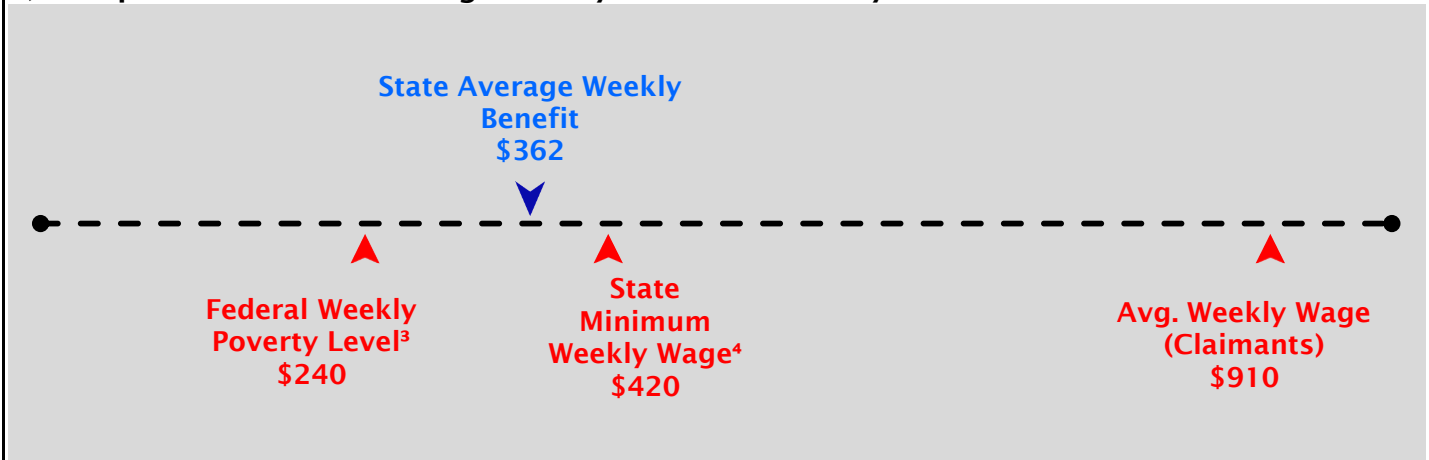
1. Dependents benefits represent the maximum amount a claimant may receive under the most number of dependents allowed.
2. Average Weekly Benefit and Replacement Rate as measured from the state's Benefit Accuracy Measures (sampling) database for the year.
3. Yearly standard provided by the U.S. Department of Health and Human Services. See Data Definitions item 8.
4. State hourly minimum wage for 40 hours, as defined by state law - lowest of all state defined minimums. See Data Definitions item 8.
5. Advisory Council on Unemployment Compensation (1996) recommendation, 1995-22.
6. Representative Claimants chosen to display the range of benefits and duration does not include Dependents, see Data Definitions item 11.

Rhode Island 2019

State Benefit Payment Amounts

	<u>Without Dependents</u>	<u>With Dependents¹</u>
1) Minimum Weekly Benefit Amount:	\$53	\$103
2) Maximum Weekly Benefit Amount:	\$566	\$707
3) Maximum Potential Benefit Amount:	\$14,716	\$18,382
4) Minimum Duration (weeks):	17	17
5) Maximum Duration (weeks):	26	26

6) Comparison of State Average Weekly Benefit to Weekly Income Levels²



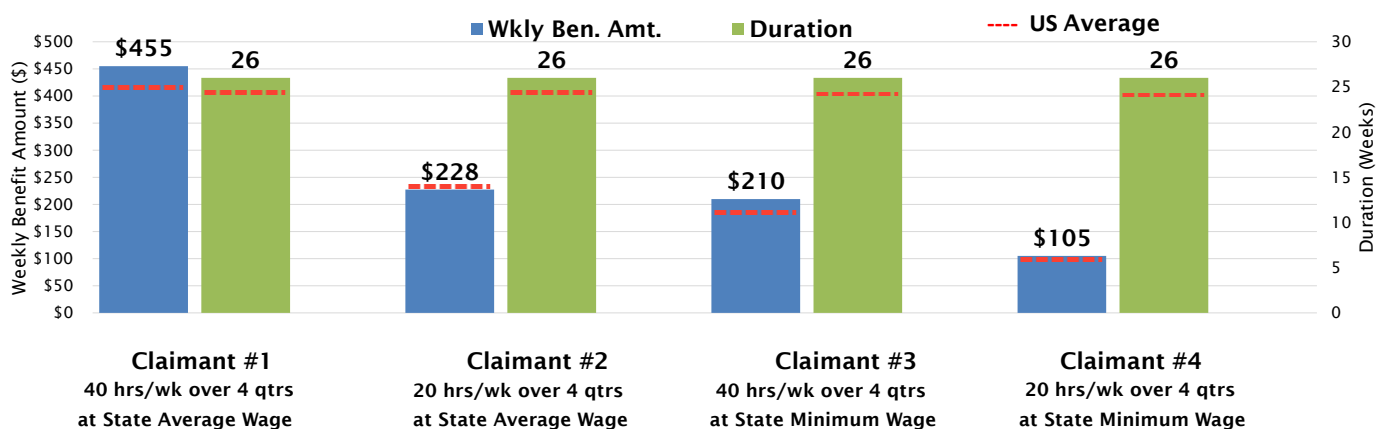
7) Average and Maximum Weekly Benefit as a Percent of Claimants' Wages

State Formulation for Weekly Benefit Amount As Percent of Prior Weekly Wages:	50%	State Maximum Weekly Benefit as % of State's Avg Weekly Wage:	62%
Recommended Standard ⁵ :	50%		67%

State Average of Individuals' Replacement Rate in 2018²: 43%

8)

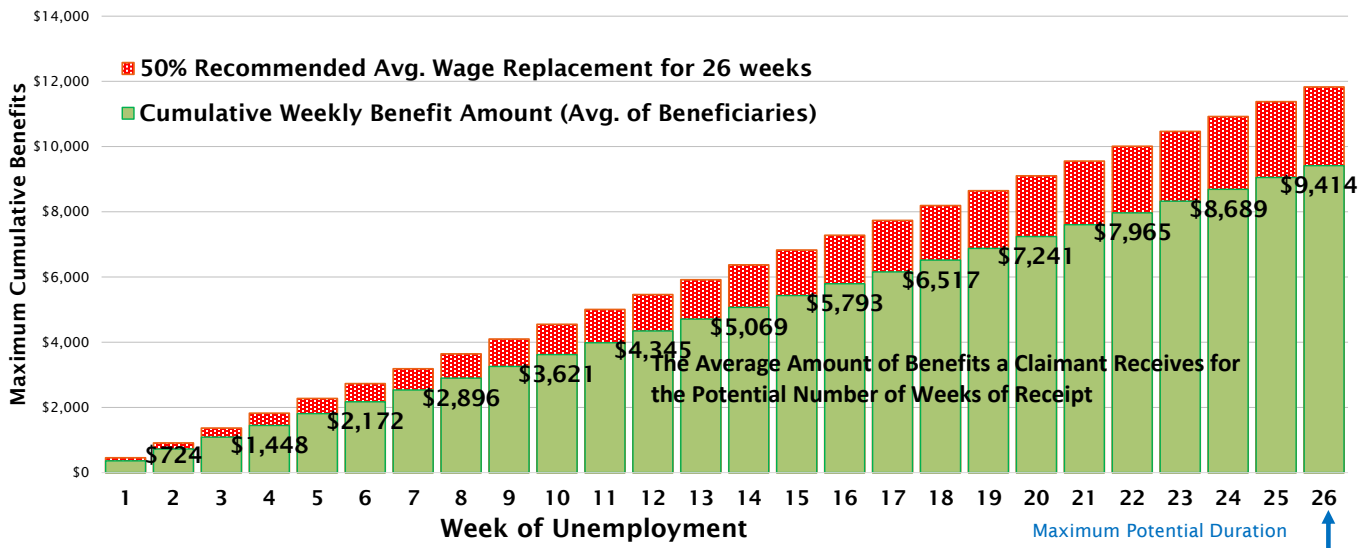
Estimated Weekly Benefit Amounts and Potential Duration of Representative Claimants⁶



Duration of Benefit Payments

9)

Cumulative Benefits Paid Per Claimant by Week of Unemployment (Average of All Beneficiaries)

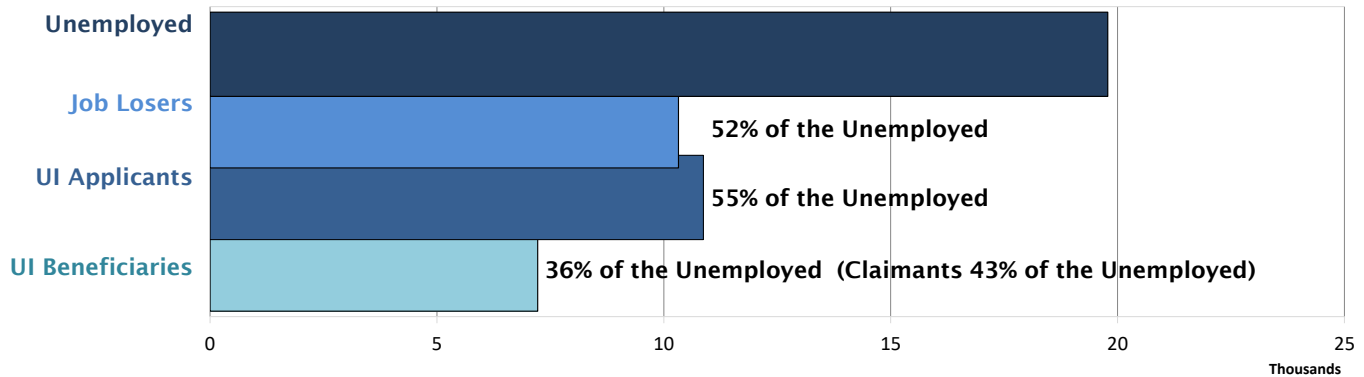


10)

State Actual Avg. UI Duration (weeks): 15

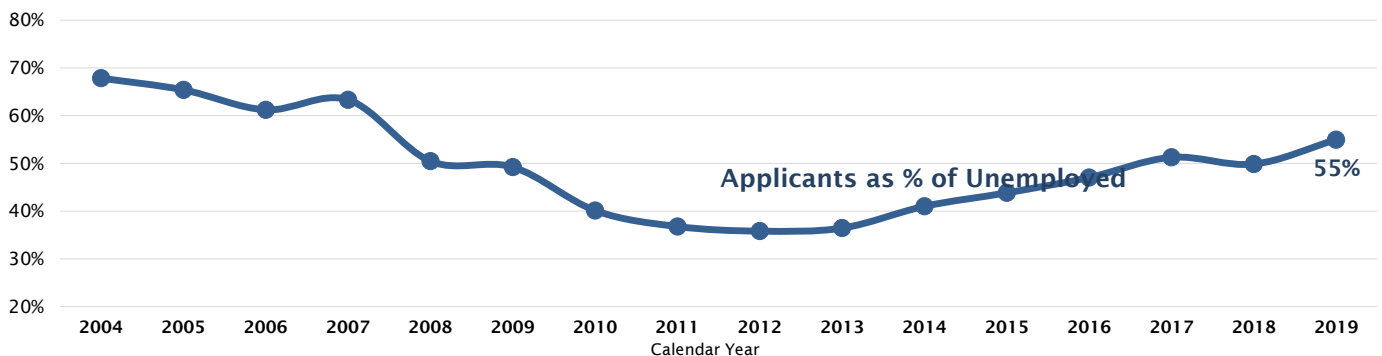
Application and Reciprocity

11) Application and Receipt of UI Benefits as a Proportion of the Unemployed



12)

State Historical Application Rate*



* Includes only Regular State UI program claims. Excludes Extended Benefits and Emergency Unemployment Compensation.

Footnote:


1. Dependents benefits represent the maximum amount a claimant may receive under the most number of dependents allowed.
2. Average Weekly Benefit and Replacement Rate as measured from the state's Benefit Accuracy Measures (sampling) database for the year.
3. Yearly standard provided by the U.S. Department of Health and Human Services. See Data Definitions item 8.
4. State hourly minimum wage for 40 hours, as defined by state law - lowest of all state defined minimums. See Data Definitions item 8.
5. Advisory Council on Unemployment Compensation (1996) recommendation, 1995-22.
6. Representative Claimants chosen to display the range of benefits and duration does not include Dependents, see Data Definitions item 11.

South Carolina 2019

State Benefit Payment Amounts

	<u>Without Dependents</u>	<u>With Dependents¹</u>
1) Minimum Weekly Benefit Amount:	\$42	N/A
2) Maximum Weekly Benefit Amount:	\$326	N/A
3) Maximum Potential Benefit Amount:	\$6,520	N/A
4) Minimum Duration (weeks):	13	13
5) Maximum Duration (weeks):	20	20

6) Comparison of State Average Weekly Benefit to Weekly Income Levels²



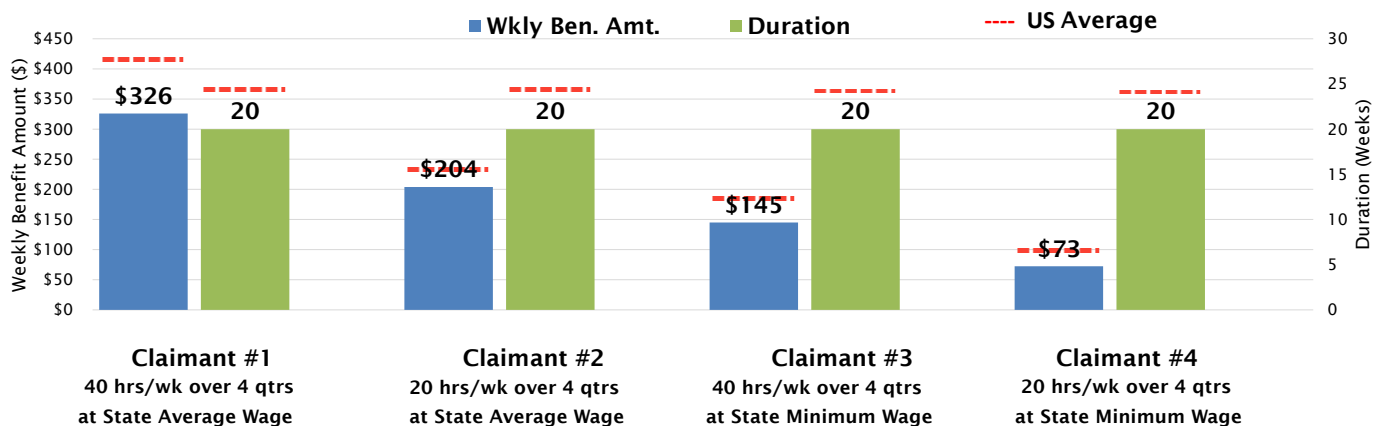
7) Average and Maximum Weekly Benefit as a Percent of Claimants' Wages

State Formulation for Weekly Benefit Amount As Percent of Prior Weekly Wages:	50%	State Maximum Weekly Benefit as % of State's Avg Weekly Wage:	40%
Recommended Standard ⁵ :	50%		67%

State Average of Individuals' Replacement Rate in 2018²: 41%

8)

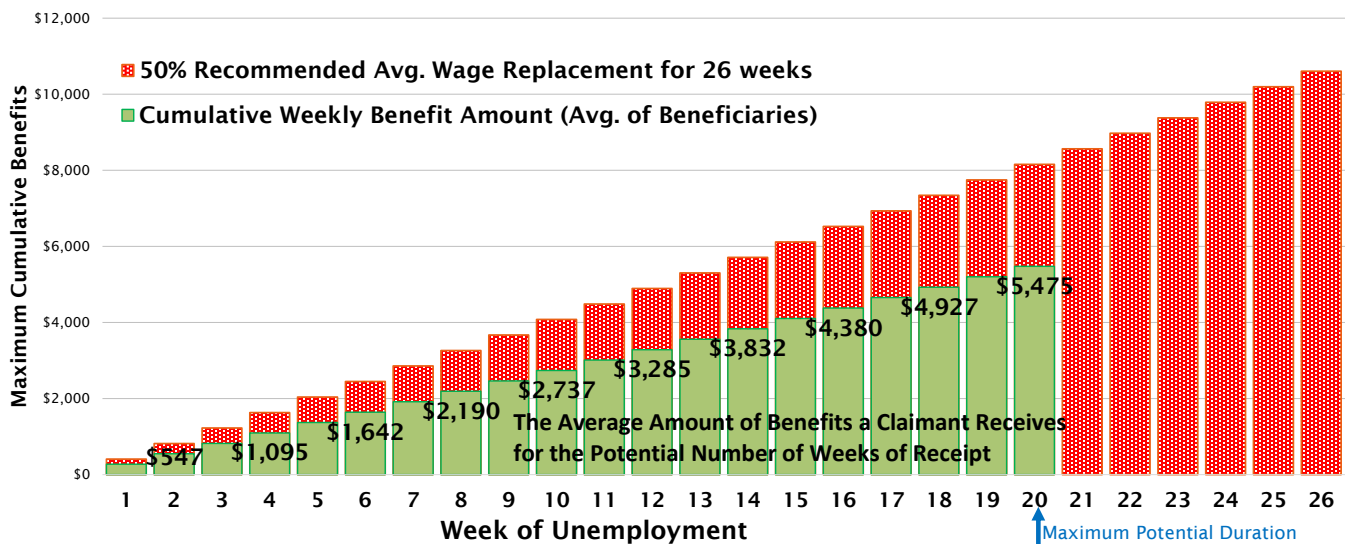
Estimated Weekly Benefit Amounts and Potential Duration of Representative Claimants⁶



Duration of Benefit Payments

9)

Cumulative Benefits Paid Per Claimant by Week of Unemployment (Average of All Beneficiaries)

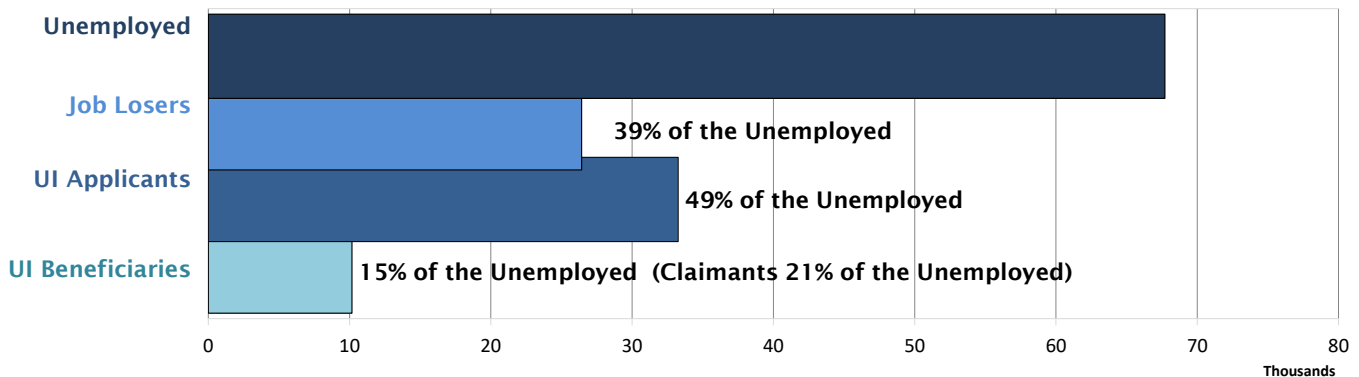


10)

State Actual Avg. UI Duration (weeks): 12

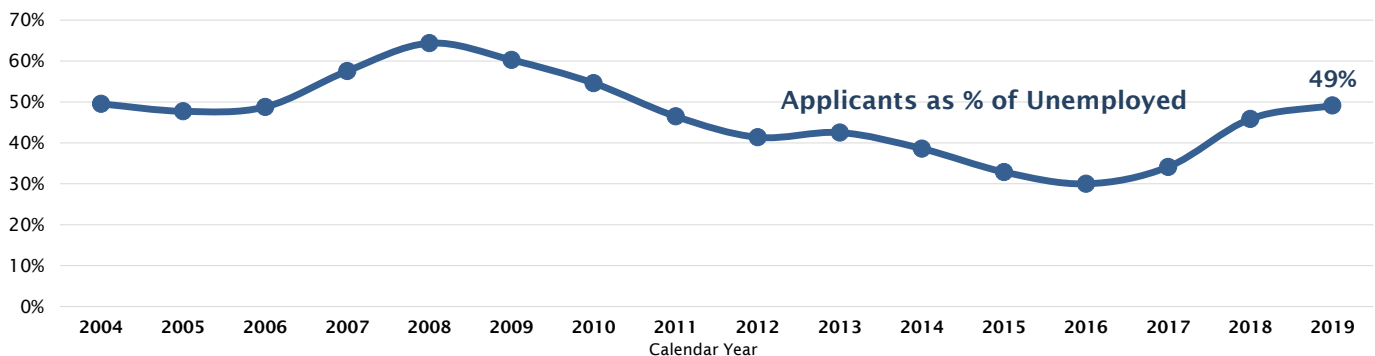
Application and Reciprocity

11) Application and Receipt of UI Benefits as a Proportion of the Unemployed



12)

State Historical Application Rate*



* Includes only Regular State UI program claims. Excludes Extended Benefits and Emergency Unemployment Compensation.

Footnote:

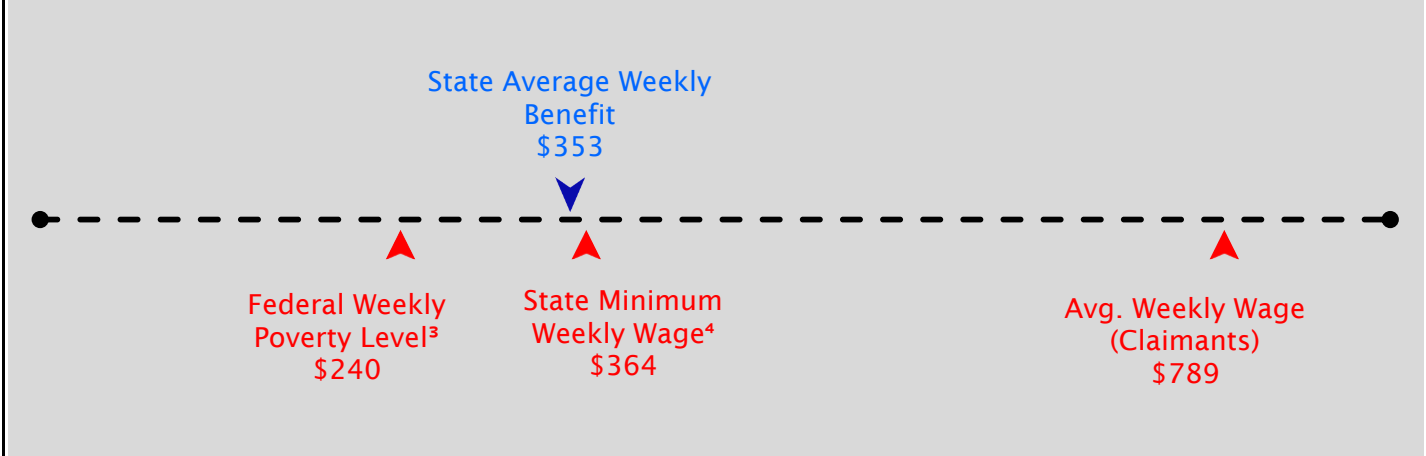
1. Dependents benefits represent the maximum amount a claimant may receive under the most number of dependents allowed.
2. Average Weekly Benefit and Replacement Rate as measured from the state's Benefit Accuracy Measures (sampling) database for the year.
3. Yearly standard provided by the U.S. Department of Health and Human Services. See Data Definitions item 8.
4. State hourly minimum wage for 40 hours, as defined by state law - lowest of all state defined minimums. See Data Definitions item 8.
5. Advisory Council on Unemployment Compensation (1996) recommendation, 1995-22.
6. Representative Claimants chosen to display the range of benefits and duration does not include Dependents, see Data Definitions item 11.

South Dakota 2019

State Benefit Payment Amounts

	<u>Without Dependents</u>	<u>With Dependents¹</u>
1) Minimum Weekly Benefit Amount:	\$28	N/A
2) Maximum Weekly Benefit Amount:	\$402	N/A
3) Maximum Potential Benefit Amount:	\$10,452	N/A
4) Minimum Duration (weeks):	15	15
5) Maximum Duration (weeks):	26	26

6) Comparison of State Average Weekly Benefit to Weekly Income Levels²



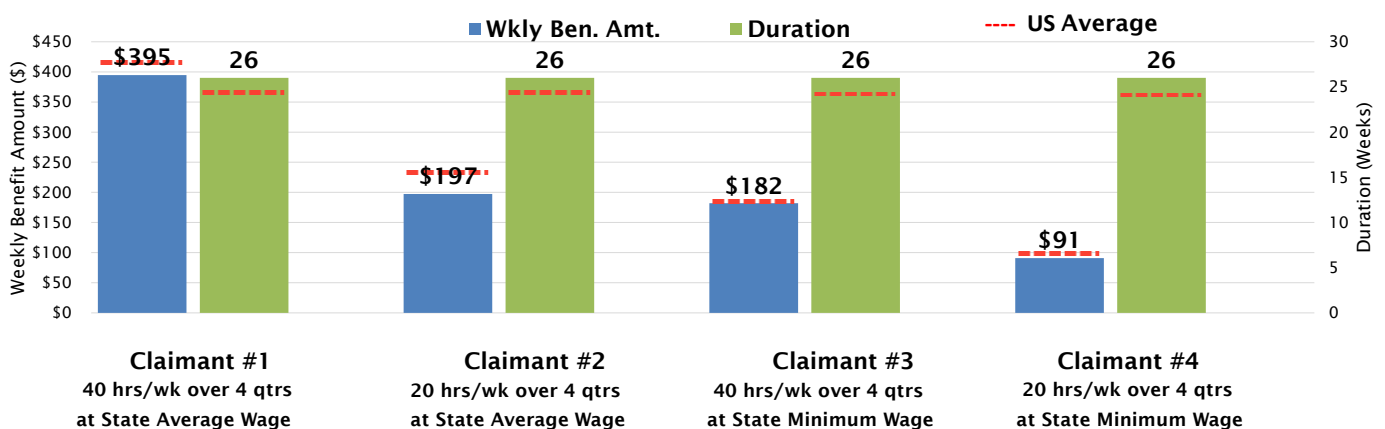
7) Average and Maximum Weekly Benefit as a Percent of Claimants' Wages

State Formulation for Weekly Benefit Amount As Percent of Prior Weekly Wages:	50%	State Maximum Weekly Benefit as % of State's Avg Weekly Wage:	51%
Recommended Standard ⁵ :	50%		67%

State Average of Individuals' Replacement Rate in 2018²: 48%

8)

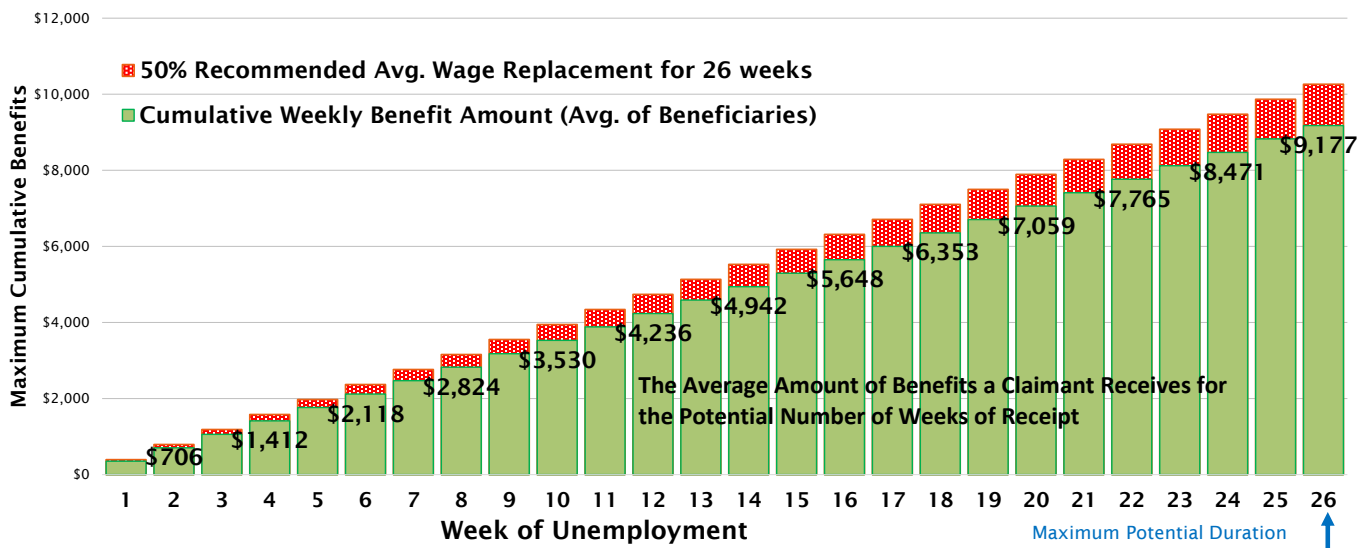
Estimated Weekly Benefit Amounts and Potential Duration of Representative Claimants⁶



Duration of Benefit Payments

9)

Cumulative Benefits Paid Per Claimant by Week of Unemployment (Average of All Beneficiaries)




10)

State Actual Avg. UI Duration (weeks): 14

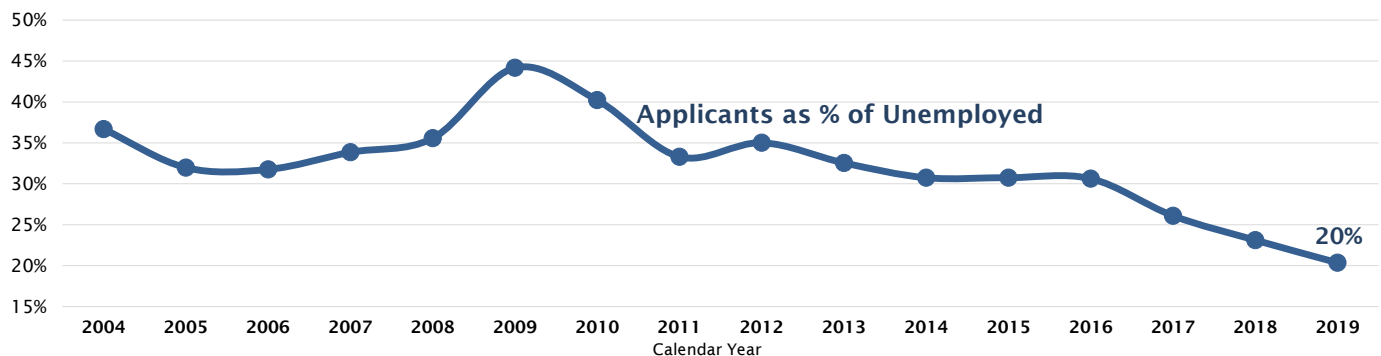
Application and Reciprocity

11) Application and Receipt of UI Benefits as a Proportion of the Unemployed



12)

State Historical Application Rate*



* Includes only Regular State UI program claims. Excludes Extended Benefits and Emergency Unemployment Compensation.

Footnote:

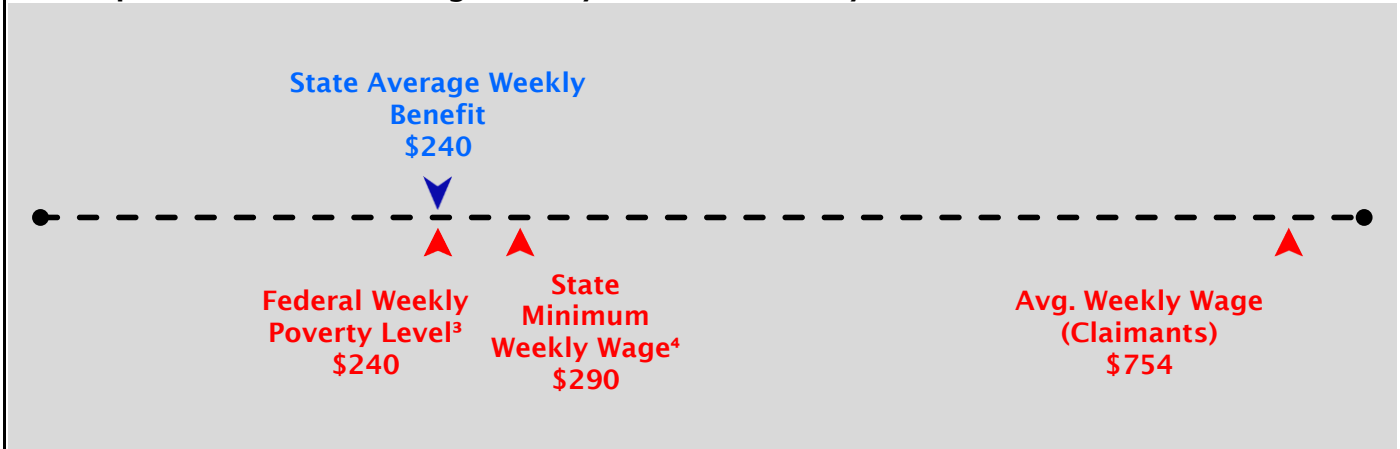
1. Dependents benefits represent the maximum amount a claimant may receive under the most number of dependents allowed.
2. Average Weekly Benefit and Replacement Rate as measured from the state's Benefit Accuracy Measures (sampling) database for the year.
3. Yearly standard provided by the U.S. Department of Health and Human Services. See Data Definitions item 8.
4. State hourly minimum wage for 40 hours, as defined by state law - lowest of all state defined minimums. See Data Definitions item 8.
5. Advisory Council on Unemployment Compensation (1996) recommendation, 1995-22.
6. Representative Claimants chosen to display the range of benefits and duration does not include Dependents, see Data Definitions item 11.

Tennessee 2019

State Benefit Payment Amounts

	Without Dependents	With Dependents ¹
1) Minimum Weekly Benefit Amount:	\$30	N/A
2) Maximum Weekly Benefit Amount:	\$275	N/A
3) Maximum Potential Benefit Amount:	\$7,150	N/A
4) Minimum Duration (weeks):	13	13
5) Maximum Duration (weeks):	26	26

6) Comparison of State Average Weekly Benefit to Weekly Income Levels²



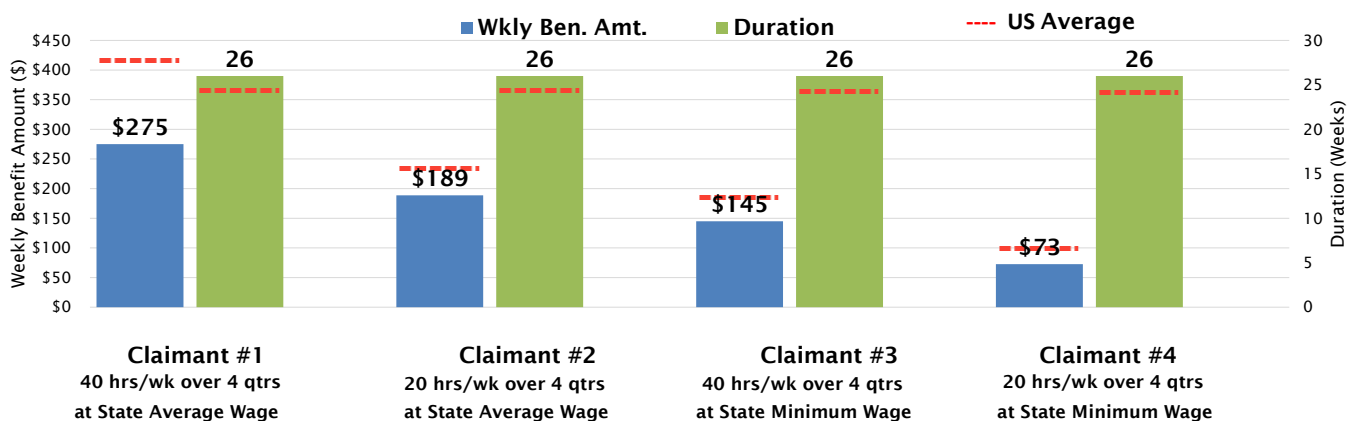
7) Average and Maximum Weekly Benefit as a Percent of Claimants' Wages

State Formulation for Weekly Benefit Amount As Percent of Prior Weekly Wages:	50%	State Maximum Weekly Benefit as % of State's Avg Weekly Wage:	36%
Recommended Standard ⁵ :	50%		67%

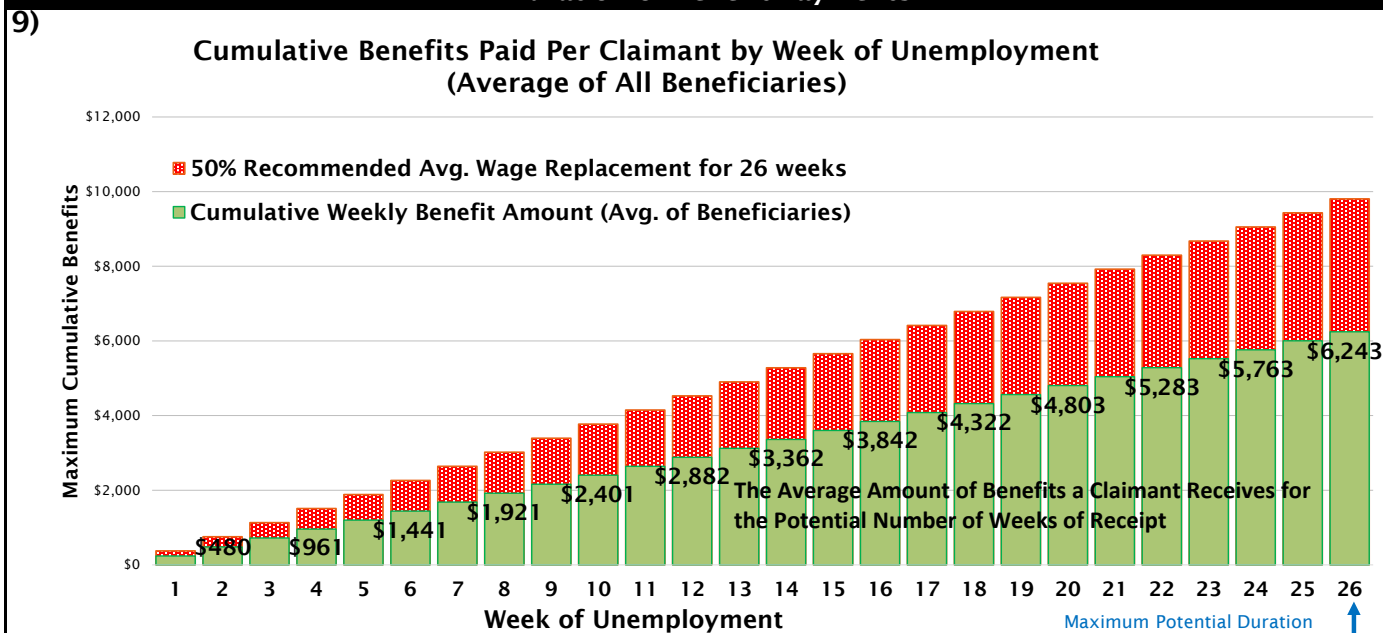
State Average of Individuals' Replacement Rate in 2018²: 37%

8)

Estimated Weekly Benefit Amounts and Potential Duration of Representative Claimants⁶



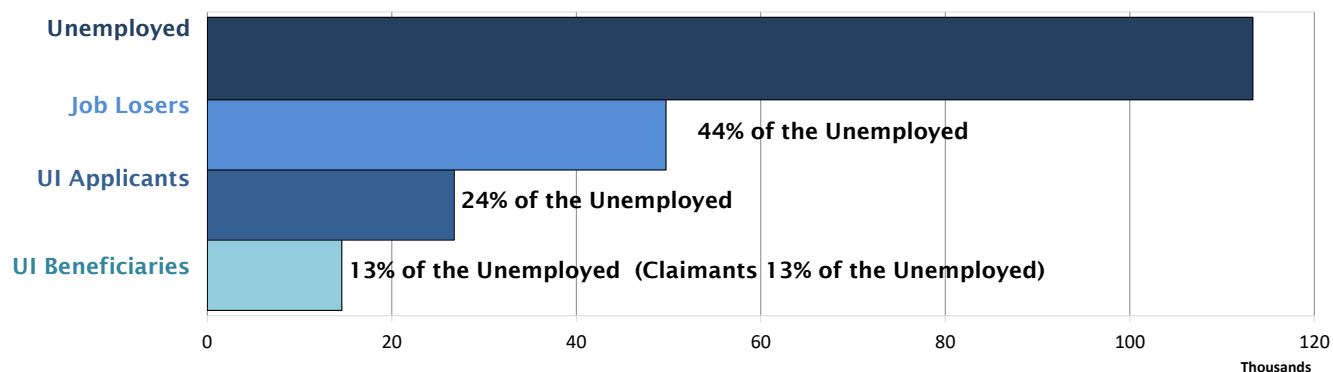
Duration of Benefit Payments



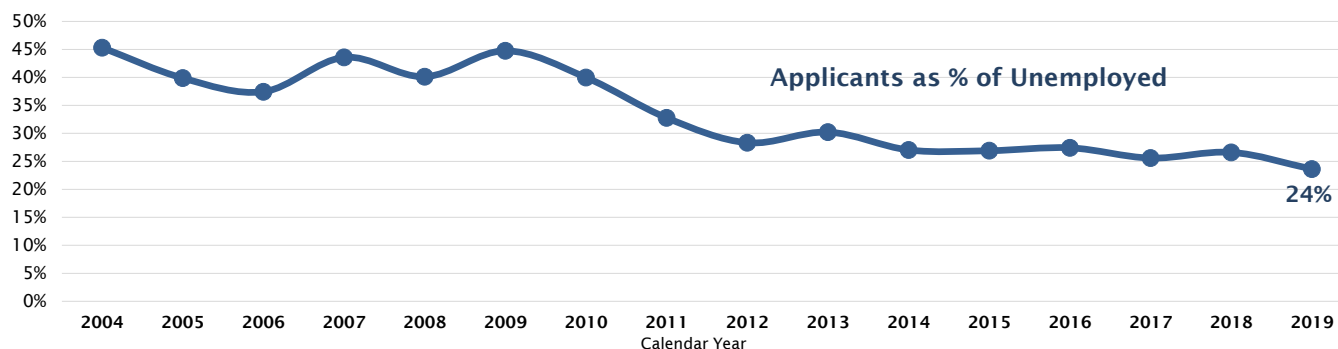
10) **State Actual Avg. UI Duration (weeks): 13**

Application and Reciprocity

11) Application and Receipt of UI Benefits as a Proportion of the Unemployed



12) State Historical Application Rate*



* Includes only Regular State UI program claims. Excludes Extended Benefits and Emergency Unemployment Compensation.

Footnote:

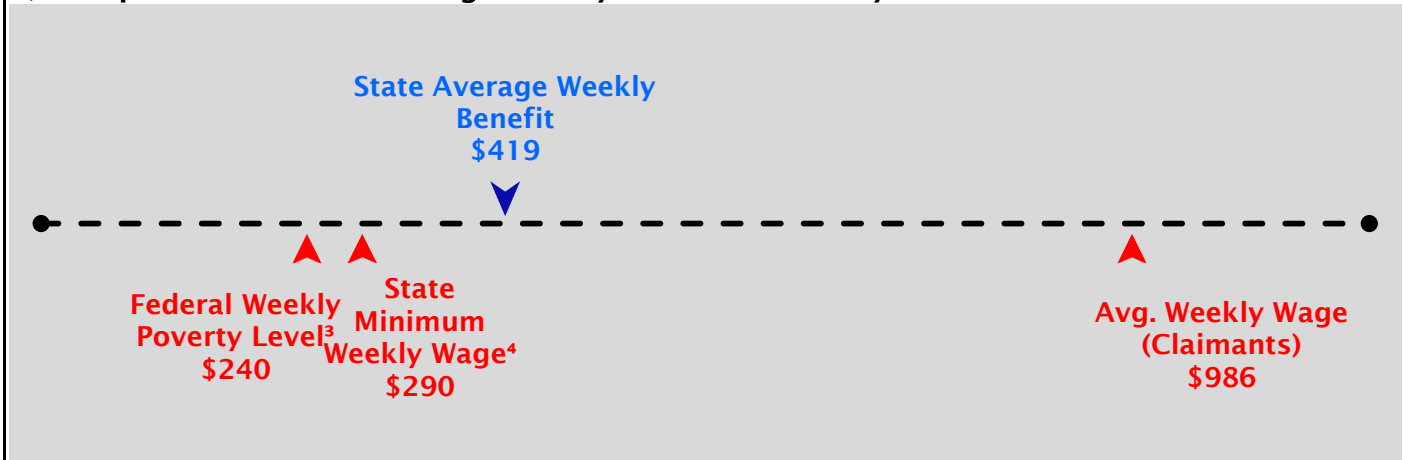
1. Dependents benefits represent the maximum amount a claimant may receive under the most number of dependents allowed.
2. Average Weekly Benefit and Replacement Rate as measured from the state's Benefit Accuracy Measures (sampling) database for the year.
3. Yearly standard provided by the U.S. Department of Health and Human Services. See Data Definitions item 8.
4. State hourly minimum wage for 40 hours, as defined by state law - lowest of all state defined minimums. See Data Definitions item 8.
5. Advisory Council on Unemployment Compensation (1996) recommendation, 1995-22.
6. Representative Claimants chosen to display the range of benefits and duration does not include Dependents, see Data Definitions item 11.

Texas 2019

State Benefit Payment Amounts

	<u>Without Dependents</u>	<u>With Dependents¹</u>
1) Minimum Weekly Benefit Amount:	\$68	N/A
2) Maximum Weekly Benefit Amount:	\$507	N/A
3) Maximum Potential Benefit Amount:	\$13,182	N/A
4) Minimum Duration (weeks):	10	10
5) Maximum Duration (weeks):	26	26

6) Comparison of State Average Weekly Benefit to Weekly Income Levels²



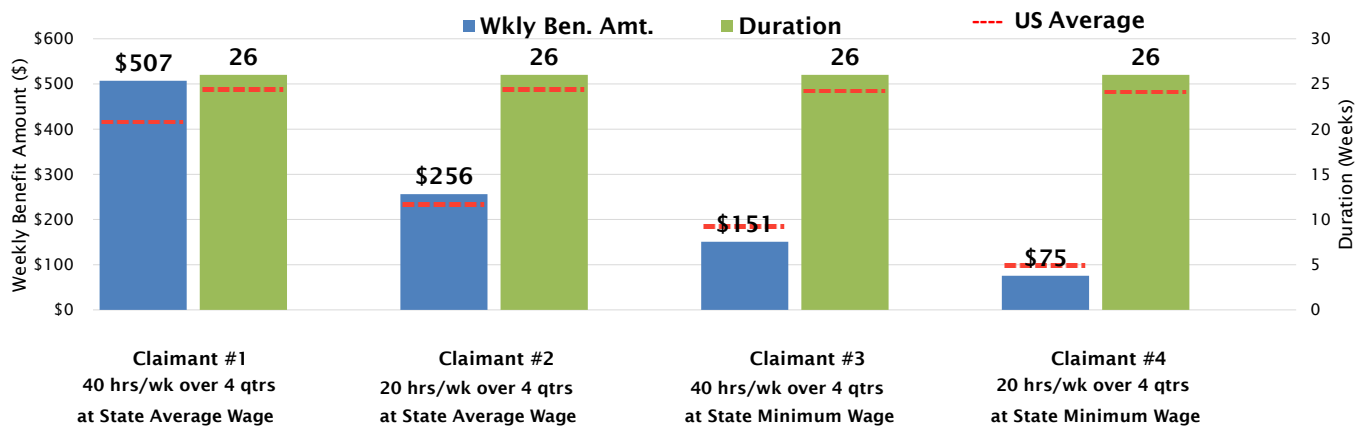
7) Average and Maximum Weekly Benefit as a Percent of Claimants' Wages

State Formulation for Weekly Benefit Amount As Percent of Prior Weekly Wages:	52%	State Maximum Weekly Benefit as % of State's Avg Weekly Wage:	51%
Recommended Standard ⁵ :	50%		67%

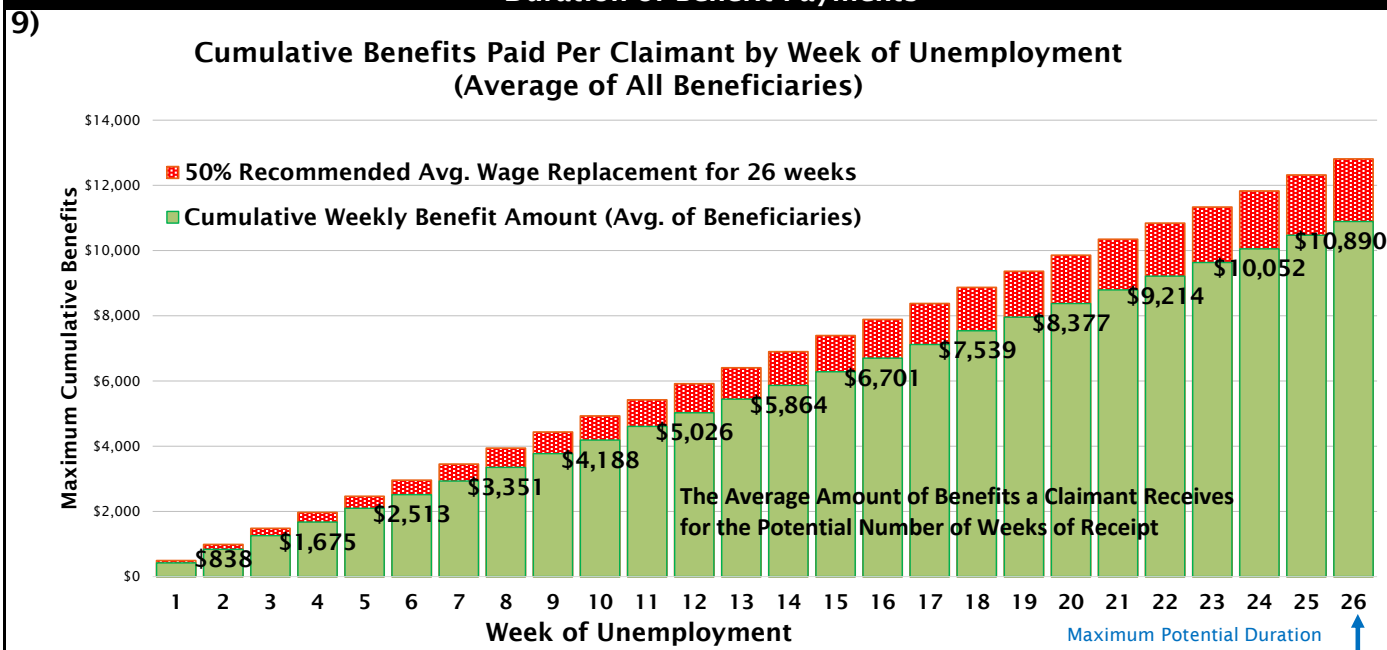
State Average of Individuals' Replacement Rate in 2018²: 50%

8)

Estimated Weekly Benefit Amounts and Potential Duration of Representative Claimants⁶



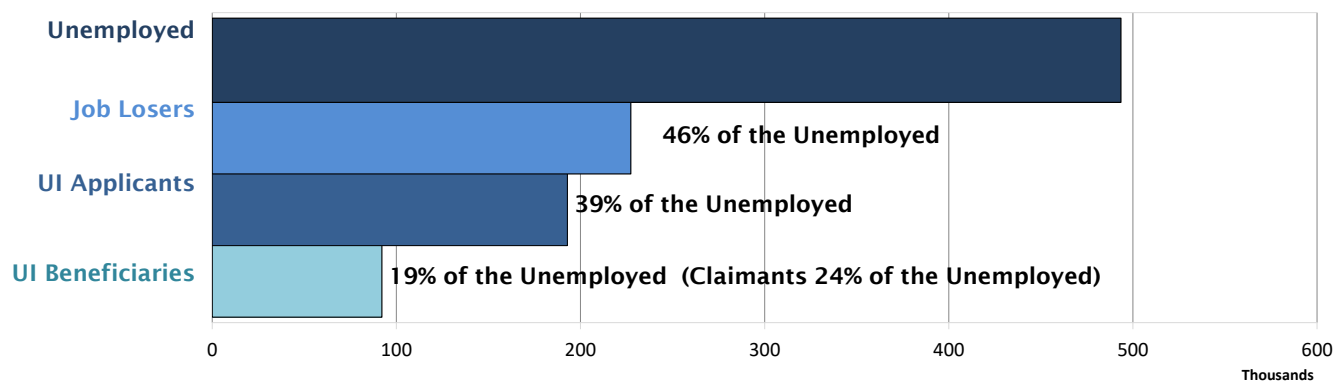
Duration of Benefit Payments



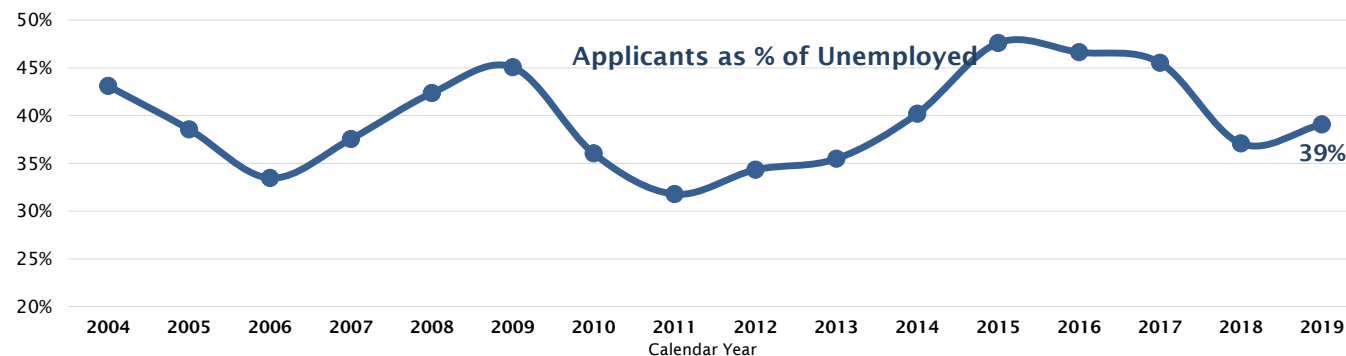
10) **State Actual Avg. UI Duration (weeks):** 15

Application and Reciprocity

11) Application and Receipt of UI Benefits as a Proportion of the Unemployed



12) **State Historical Application Rate***



* Includes only Regular State UI program claims. Excludes Extended Benefits and Emergency Unemployment Compensation.

Footnote:

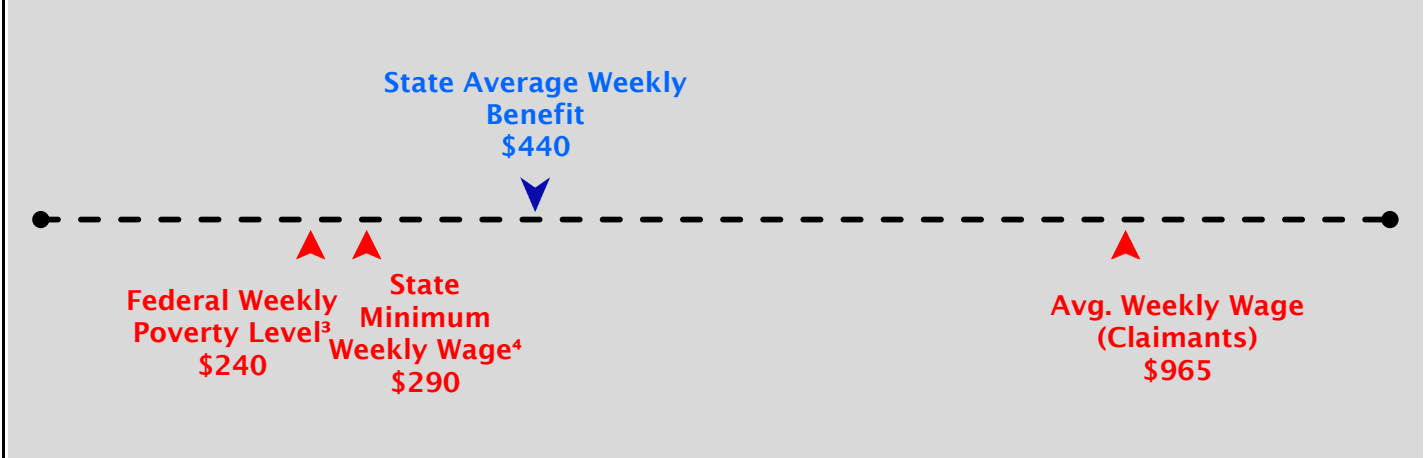
- Dependents benefits represent the maximum amount a claimant may receive under the most number of dependents allowed.
- Average Weekly Benefit and Replacement Rate as measured from the state's Benefit Accuracy Measures (sampling) database for the year.
- Yearly standard provided by the U.S. Department of Health and Human Services. See Data Definitions item 8.
- State hourly minimum wage for 40 hours, as defined by state law - lowest of all state defined minimums. See Data Definitions item 8.
- Advisory Council on Unemployment Compensation (1996) recommendation, 1995-22.
- Representative Claimants chosen to display the range of benefits and duration does not include Dependents, see Data Definitions item 11.

Utah 2019

State Benefit Payment Amounts

	<u>Without Dependents</u>	<u>With Dependents¹</u>
1) Minimum Weekly Benefit Amount:	\$31	N/A
2) Maximum Weekly Benefit Amount:	\$560	N/A
3) Maximum Potential Benefit Amount:	\$14,560	N/A
4) Minimum Duration (weeks):	10	10
5) Maximum Duration (weeks):	26	26

6) Comparison of State Average Weekly Benefit to Weekly Income Levels²



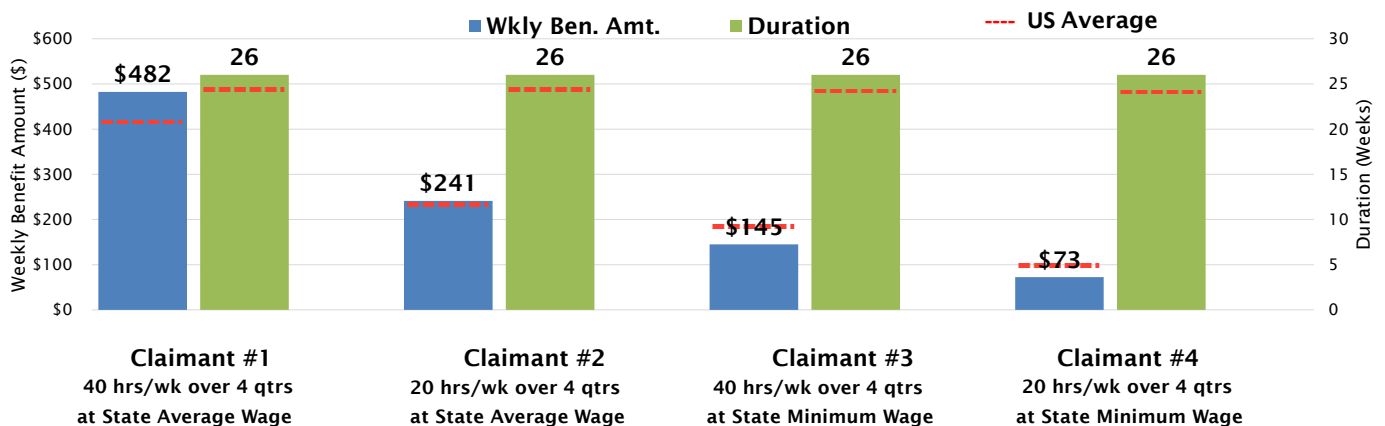
7) Average and Maximum Weekly Benefit as a Percent of Claimants' Wages

State Formulation for Weekly Benefit Amount As Percent of Prior Weekly Wages:	50%	State Maximum Weekly Benefit as % of State's Avg Weekly Wage:	58%
Recommended Standard ⁵ :	50%		67%

State Average of Individuals' Replacement Rate in 2018²: 50%

8)

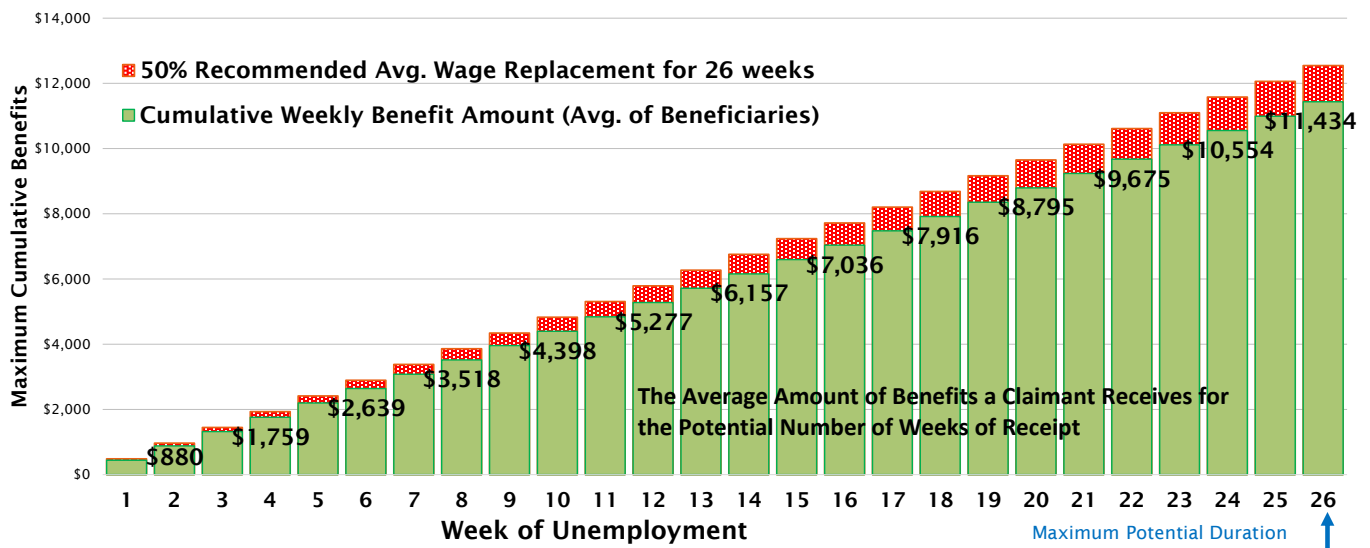
Estimated Weekly Benefit Amounts and Potential Duration of Representative Claimants⁶



Duration of Benefit Payments

9)

Cumulative Benefits Paid Per Claimant by Week of Unemployment (Average of All Beneficiaries)

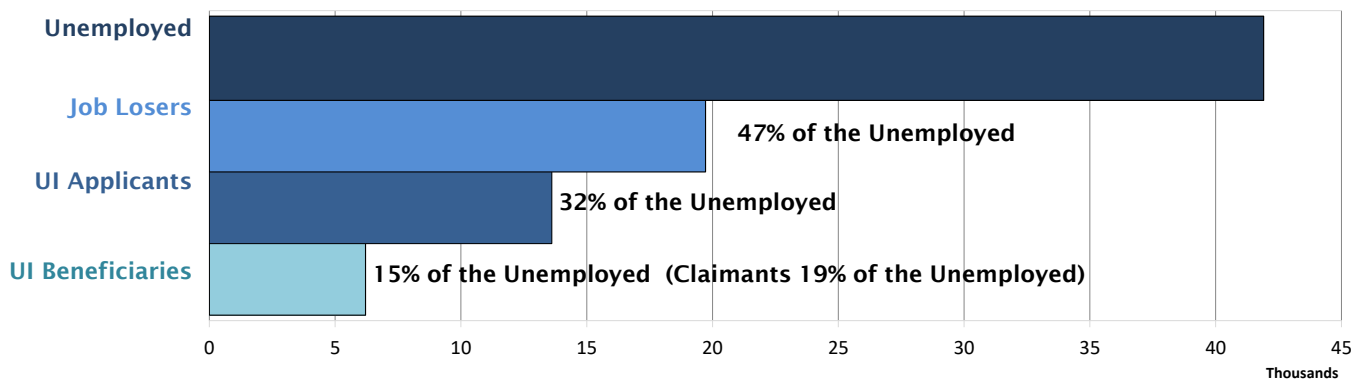


10)

State Actual Avg. UI Duration (weeks): 12

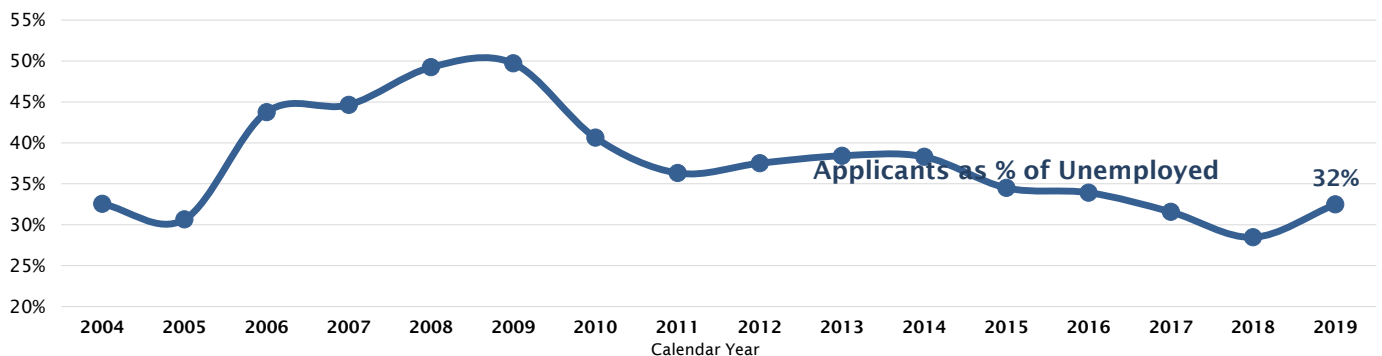
Application and Reciprocity

11) Application and Receipt of UI Benefits as a Proportion of the Unemployed



12)

State Historical Application Rate*



* Includes only Regular State UI program claims. Excludes Extended Benefits and Emergency Unemployment Compensation.

Footnote:


1. Dependents benefits represent the maximum amount a claimant may receive under the most number of dependents allowed.
2. Average Weekly Benefit and Replacement Rate as measured from the state's Benefit Accuracy Measures (sampling) database for the year.
3. Yearly standard provided by the U.S. Department of Health and Human Services. See Data Definitions item 8.
4. State hourly minimum wage for 40 hours, as defined by state law - lowest of all state defined minimums. See Data Definitions item 8.
5. Advisory Council on Unemployment Compensation (1996) recommendation, 1995-22.
6. Representative Claimants chosen to display the range of benefits and duration does not include Dependents, see Data Definitions item 11.

Virginia 2019

State Benefit Payment Amounts

	<u>Without Dependents</u>	<u>With Dependents¹</u>
1) Minimum Weekly Benefit Amount:	\$60	N/A
2) Maximum Weekly Benefit Amount:	\$378	N/A
3) Maximum Potential Benefit Amount:	\$9,828	N/A
4) Minimum Duration (weeks):	12	12
5) Maximum Duration (weeks):	26	26

6) Comparison of State Average Weekly Benefit to Weekly Income Levels²



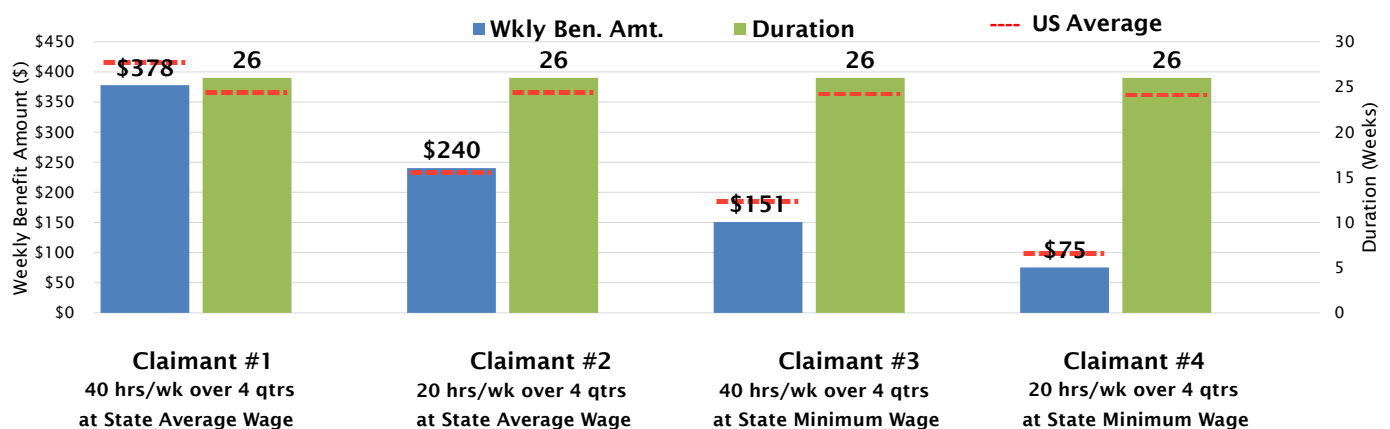
7) Average and Maximum Weekly Benefit as a Percent of Claimants' Wages

State Formulation for Weekly Benefit Amount As Percent of Prior Weekly Wages:	52%	State Maximum Weekly Benefit as % of State's Avg Weekly Wage:	41%
Recommended Standard ⁵ :	50%		67%

State Average of Individuals' Replacement Rate in 2018²: 41%

8)

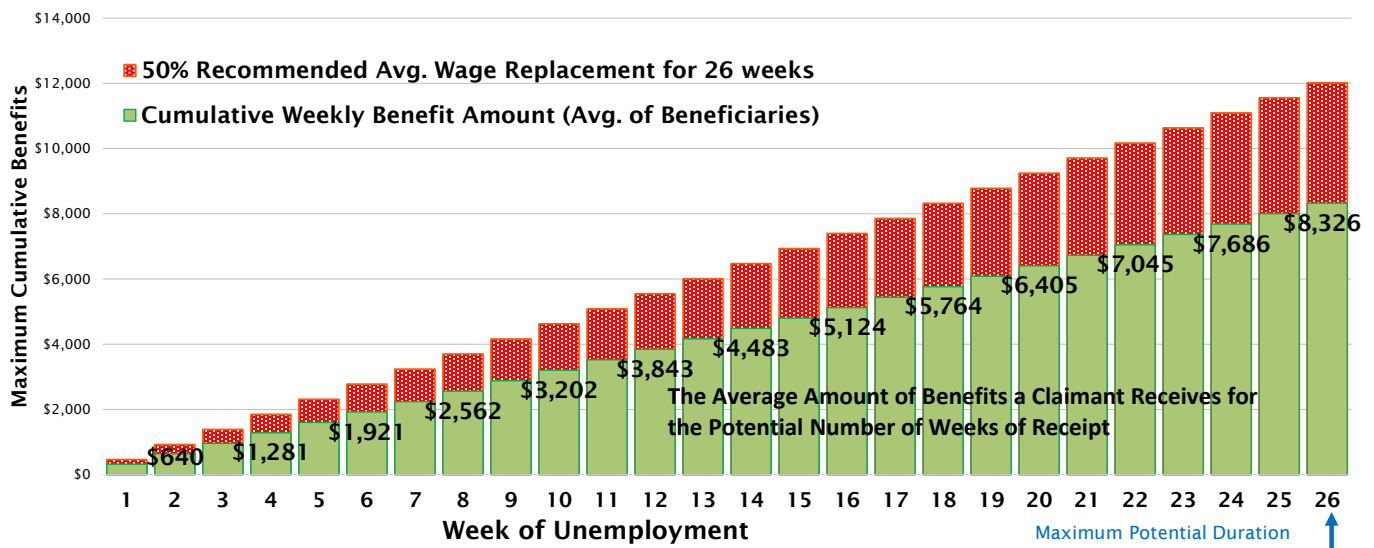
Estimated Weekly Benefit Amounts and Potential Duration of Representative Claimants⁶



Duration of Benefit Payments

9)

Cumulative Benefits Paid Per Claimant by Week of Unemployment (Average of All Beneficiaries)

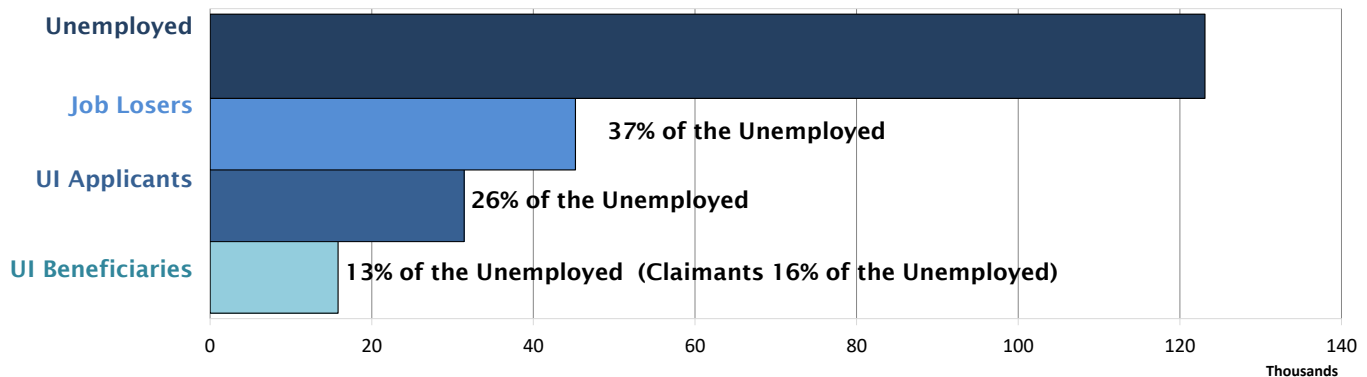


10)

State Actual Avg. UI Duration (weeks): 11

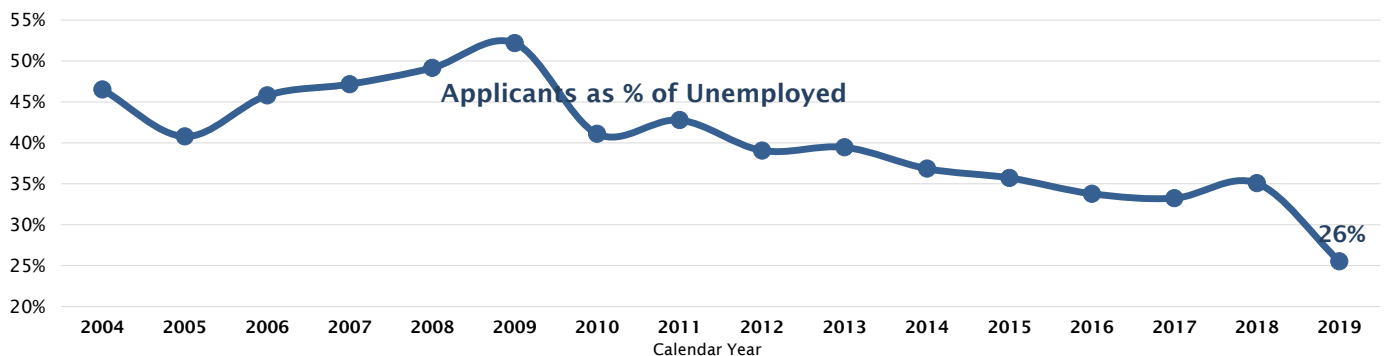
Application and Reciprocity

11) Application and Receipt of UI Benefits as a Proportion of the Unemployed



12)

State Historical Application Rate*



* Includes only Regular State UI program claims. Excludes Extended Benefits and Emergency Unemployment Compensation.

Footnote:


1. Dependents benefits represent the maximum amount a claimant may receive under the most number of dependents allowed.
2. Average Weekly Benefit and Replacement Rate as measured from the state's Benefit Accuracy Measures (sampling) database for the year.
3. Yearly standard provided by the U.S. Department of Health and Human Services. See Data Definitions item 8.
4. State hourly minimum wage for 40 hours, as defined by state law - lowest of all state defined minimums. See Data Definitions item 8.
5. Advisory Council on Unemployment Compensation (1996) recommendation, 1995-22.
6. Representative Claimants chosen to display the range of benefits and duration does not include Dependents, see Data Definitions item 11.

Virgin Islands 2019

State Benefit Payment Amounts

	<u>Without Dependents</u>	<u>With Dependents¹</u>
1) Minimum Weekly Benefit Amount:	\$33	N/A
2) Maximum Weekly Benefit Amount:	\$552	N/A
3) Maximum Potential Benefit Amount:	\$14,352	N/A
4) Minimum Duration (weeks):	13	13
5) Maximum Duration (weeks):	26	26

6) Comparison of State Average Weekly Benefit to Weekly Income Levels²



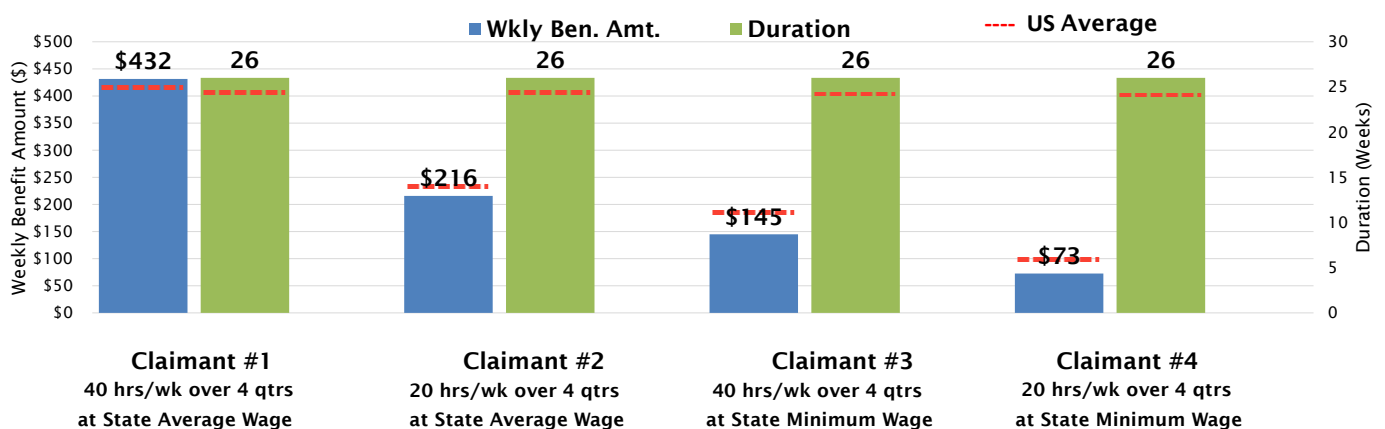
7) Average and Maximum Weekly Benefit as a Percent of Claimants' Wages

State Formulation for Weekly Benefit Amount As Percent of Prior Weekly Wages:	50%	State Maximum Weekly Benefit as % of State's Avg Weekly Wage:	62%
Recommended Standard ⁵ :	50%		67%

State Average of Individuals' Replacement Rate in 2018²: N/A

8)

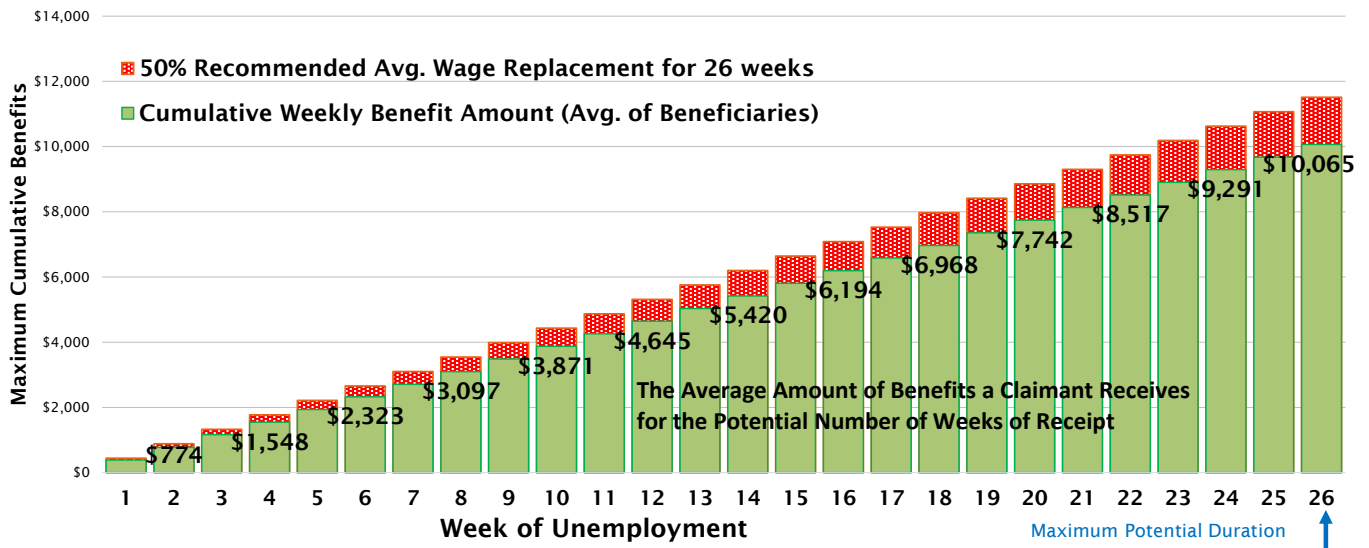
Estimated Weekly Benefit Amounts and Potential Duration of Representative Claimants⁶



Duration of Benefit Payments

9)

Cumulative Benefits Paid Per Claimant by Week of Unemployment (Average of All Beneficiaries)



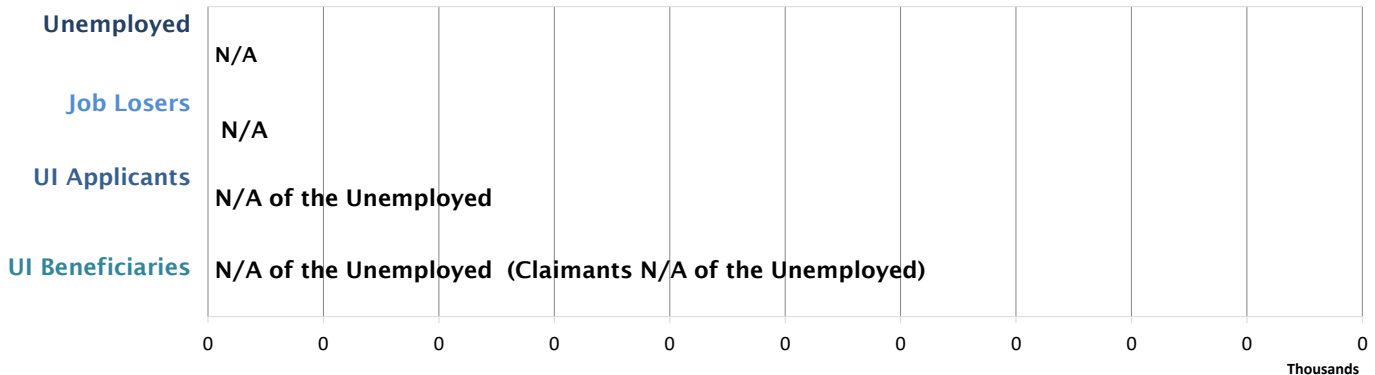
10)

State Actual Avg. UI Duration (weeks):

17

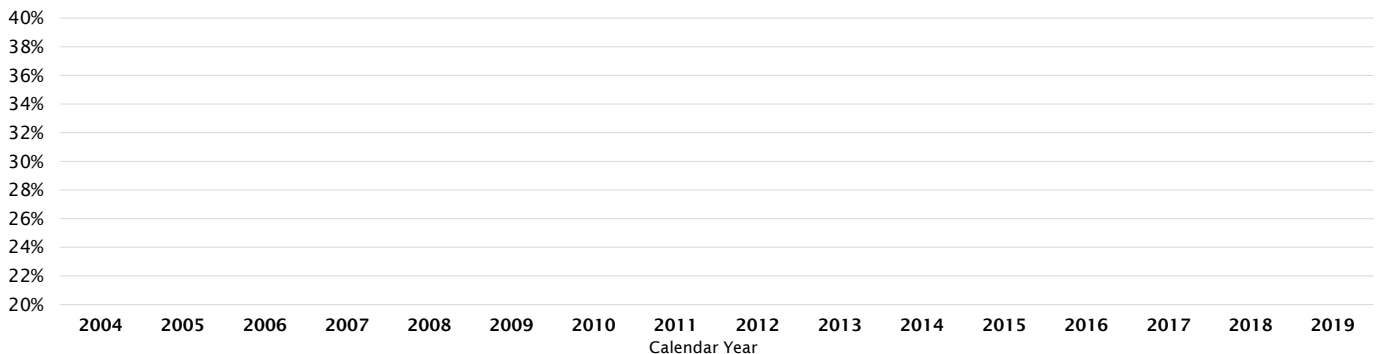
Application and Reciprocity

11) Application and Receipt of UI Benefits as a Proportion of the Unemployed



12)

State Historical Application Rate*



* Includes only Regular State UI program claims. Excludes Extended Benefits and Emergency Unemployment Compensation.

Footnote:

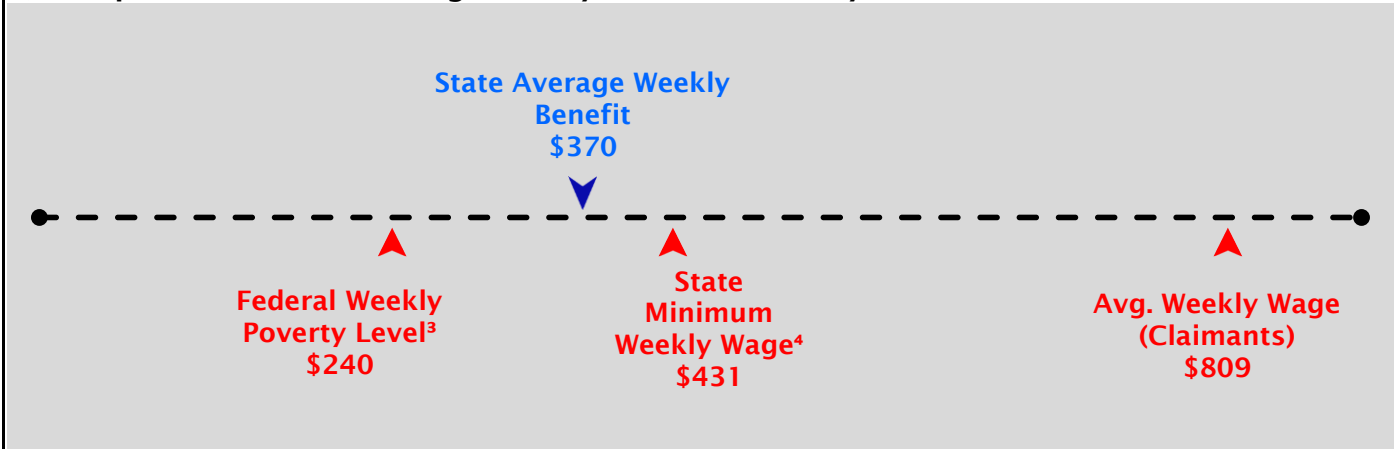
1. Dependents benefits represent the maximum amount a claimant may receive under the most number of dependents allowed.
2. Average Weekly Benefit and Replacement Rate as measured from the state's Benefit Accuracy Measures (sampling) database for the year.
3. Yearly standard provided by the U.S. Department of Health and Human Services. See Data Definitions item 8.
4. State hourly minimum wage for 40 hours, as defined by state law - lowest of all state defined minimums. See Data Definitions item 8.
5. Advisory Council on Unemployment Compensation (1996) recommendation, 1995-22.
6. Representative Claimants chosen to display the range of benefits and duration does not include Dependents, see Data Definitions item 11.

Vermont 2019

State Benefit Payment Amounts

	Without Dependents	With Dependents ¹
1) Minimum Weekly Benefit Amount:	\$68	N/A
2) Maximum Weekly Benefit Amount:	\$498	N/A
3) Maximum Potential Benefit Amount:	\$12,948	N/A
4) Minimum Duration (weeks):	21	21
5) Maximum Duration (weeks):	26	26

6) Comparison of State Average Weekly Benefit to Weekly Income Levels²



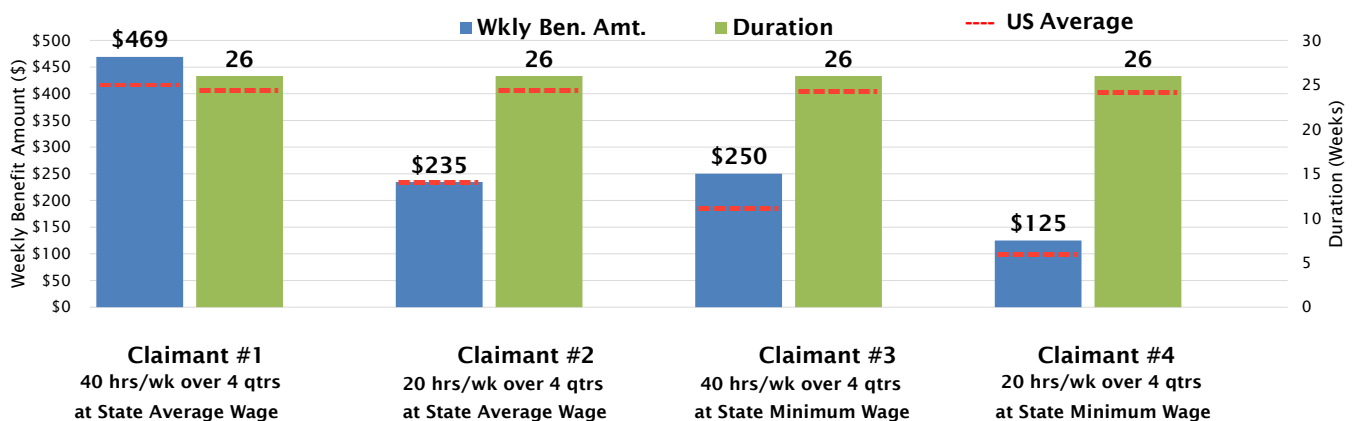
7) Average and Maximum Weekly Benefit as a Percent of Claimants' Wages

State Formulation for Weekly Benefit Amount As Percent of Prior Weekly Wages:	58%	State Maximum Weekly Benefit as % of State's Avg Weekly Wage:	62%
Recommended Standard ⁵ :	50%		67%

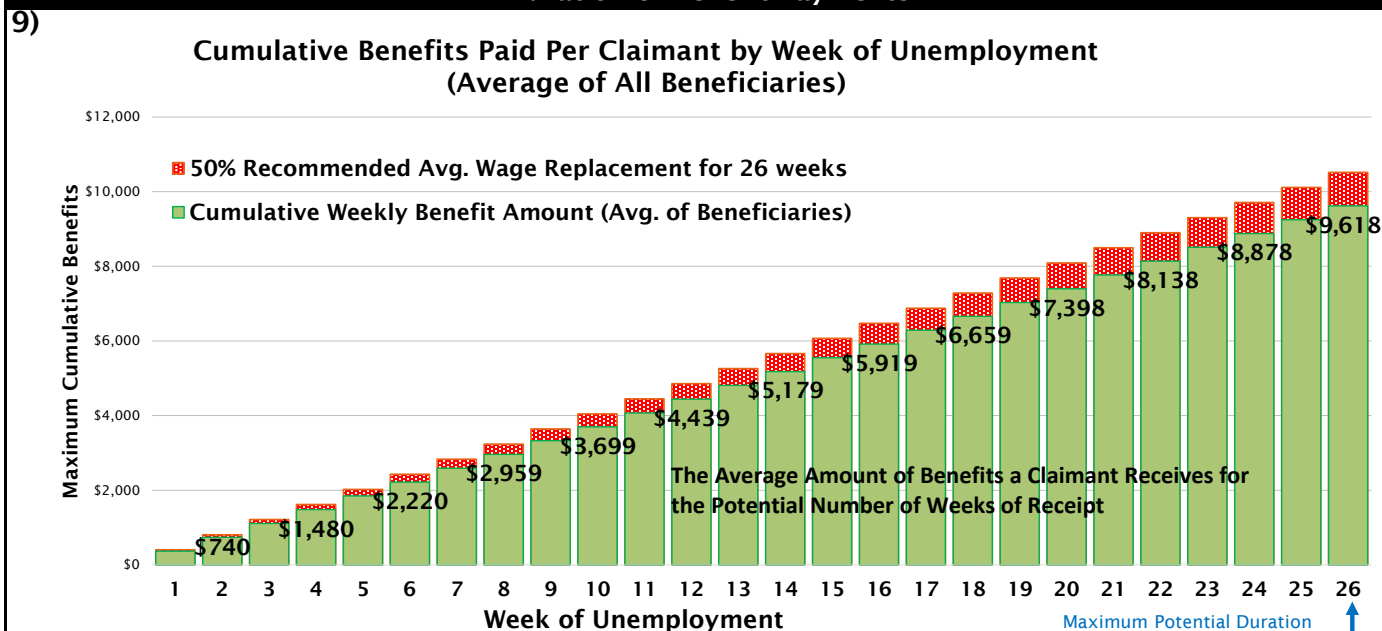
State Average of Individuals' Replacement Rate in 2018²: 49%

8)

Estimated Weekly Benefit Amounts and Potential Duration of Representative Claimants⁶



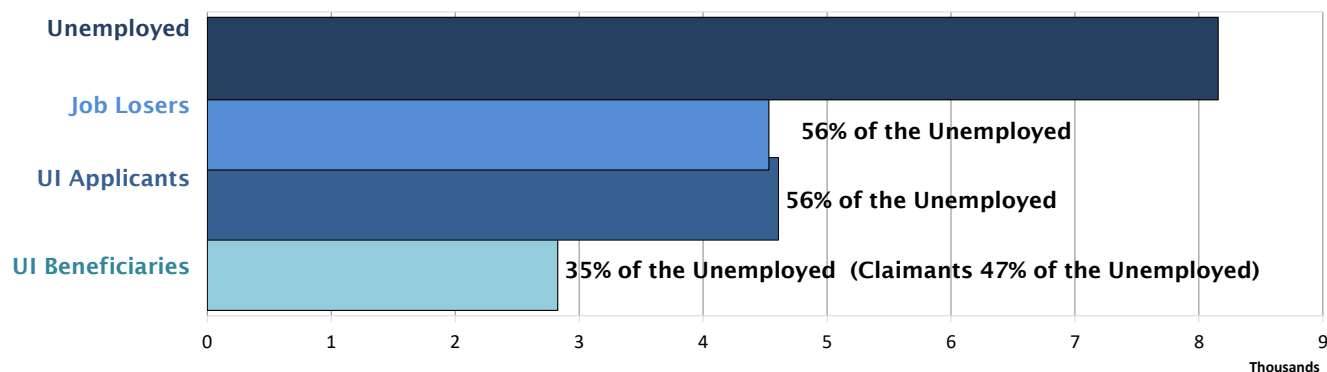
Duration of Benefit Payments



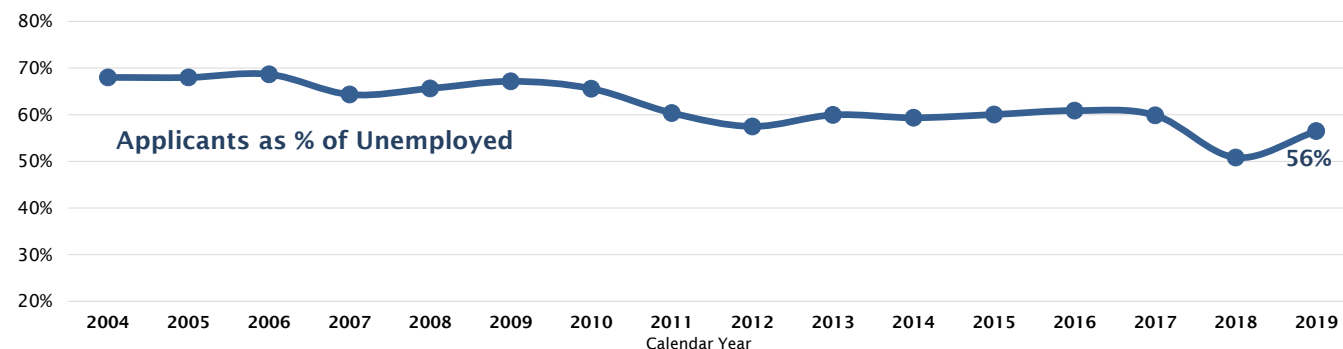
10) **State Actual Avg. UI Duration (weeks):** 13

Application and Reciprocity

11) Application and Receipt of UI Benefits as a Proportion of the Unemployed



12) State Historical Application Rate*



* Includes only Regular State UI program claims. Excludes Extended Benefits and Emergency Unemployment Compensation.

Footnote:

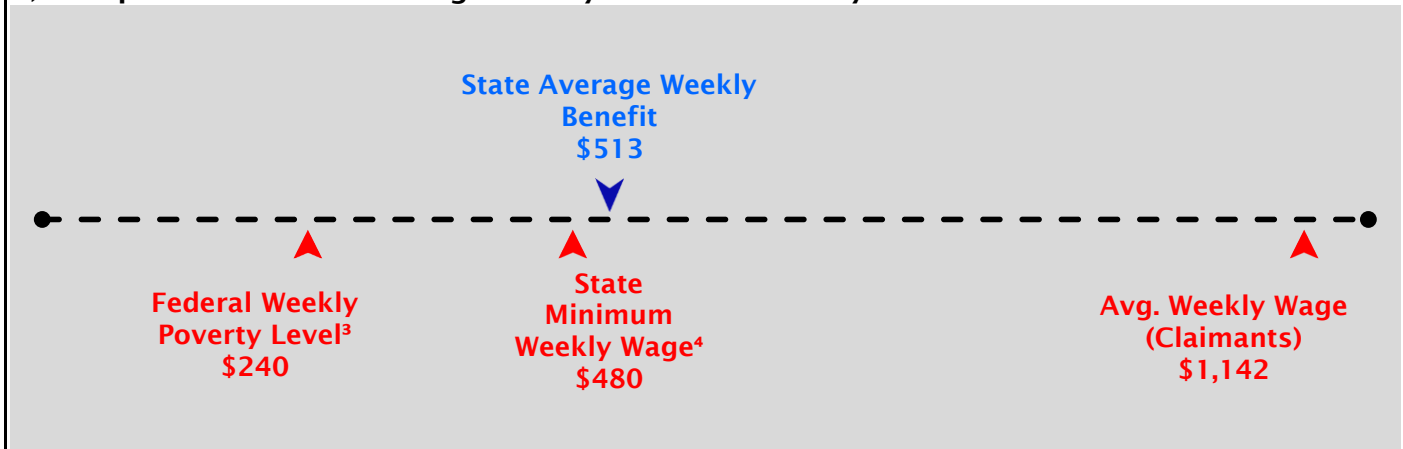
1. Dependents benefits represent the maximum amount a claimant may receive under the most number of dependents allowed.
2. Average Weekly Benefit and Replacement Rate as measured from the state's Benefit Accuracy Measures (sampling) database for the year.
3. Yearly standard provided by the U.S. Department of Health and Human Services. See Data Definitions item 8.
4. State hourly minimum wage for 40 hours, as defined by state law - lowest of all state defined minimums. See Data Definitions item 8.
5. Advisory Council on Unemployment Compensation (1996) recommendation, 1995-22.
6. Representative Claimants chosen to display the range of benefits and duration does not include Dependents, see Data Definitions item 11.

Washington 2019

State Benefit Payment Amounts

	Without Dependents	With Dependents ¹
1) Minimum Weekly Benefit Amount:	\$178	N/A
2) Maximum Weekly Benefit Amount:	\$749	N/A
3) Maximum Potential Benefit Amount:	\$19,474	N/A
4) Minimum Duration (weeks):	1	1
5) Maximum Duration (weeks):	26	26

6) Comparison of State Average Weekly Benefit to Weekly Income Levels²



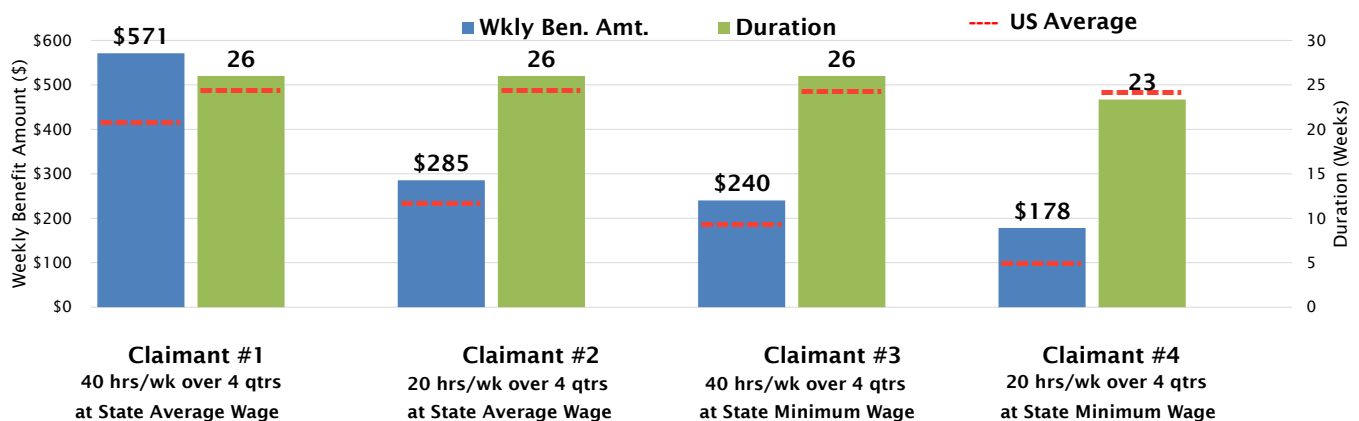
7) Average and Maximum Weekly Benefit as a Percent of Claimants' Wages

State Formulation for Weekly Benefit Amount As Percent of Prior Weekly Wages:	50%	State Maximum Weekly Benefit as % of State's Avg Weekly Wage:	66%
Recommended Standard ⁵ :	50%		67%

State Average of Individuals' Replacement Rate in 2018²: 50%

8)

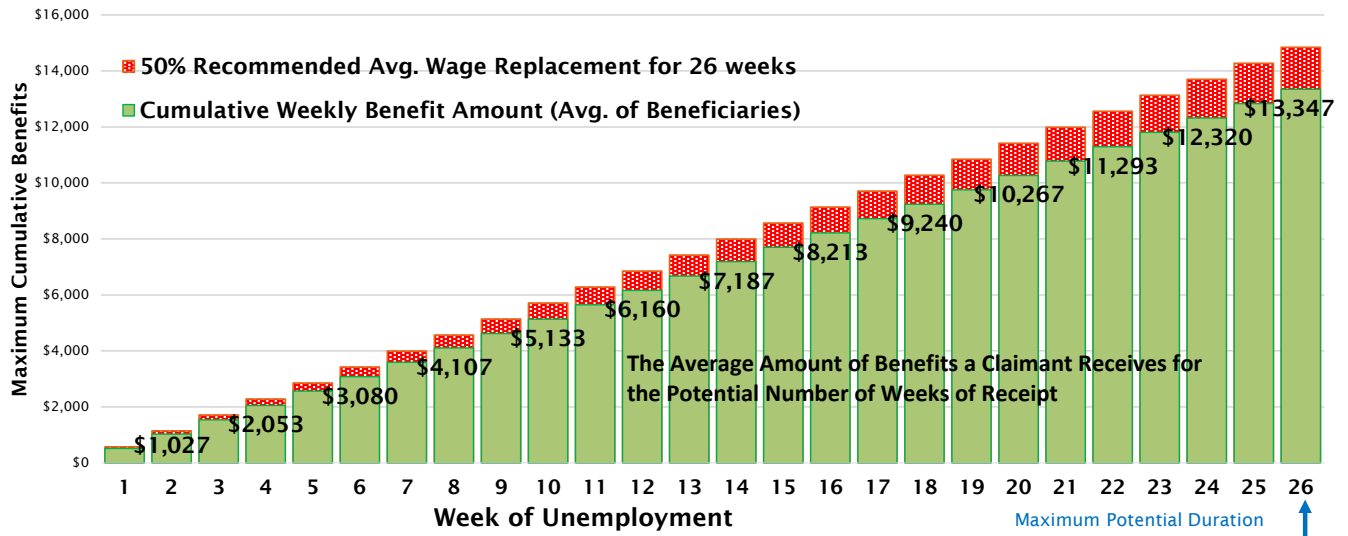
Estimated Weekly Benefit Amounts and Potential Duration of Representative Claimants⁶



Duration of Benefit Payments

9)

Cumulative Benefits Paid Per Claimant by Week of Unemployment (Average of All Beneficiaries)



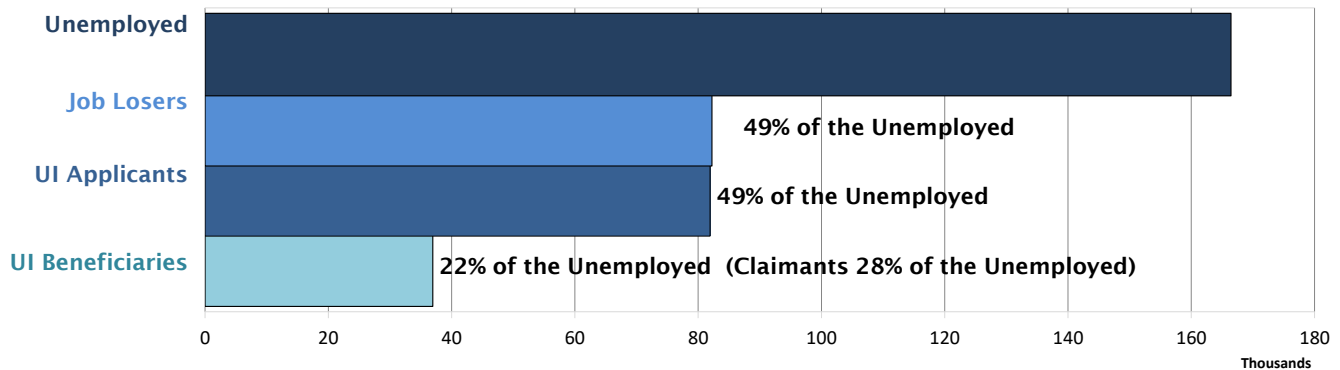
10)

State Actual Avg. UI Duration (weeks):

17

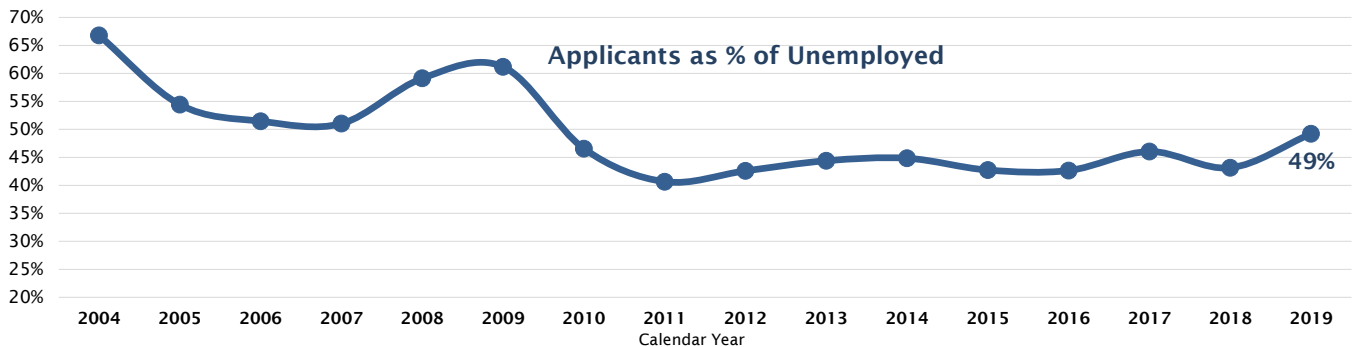
Application and Reciprocity

11) Application and Receipt of UI Benefits as a Proportion of the Unemployed



12)

State Historical Application Rate*



* Includes only Regular State UI program claims. Excludes Extended Benefits and Emergency Unemployment Compensation.

Footnote:

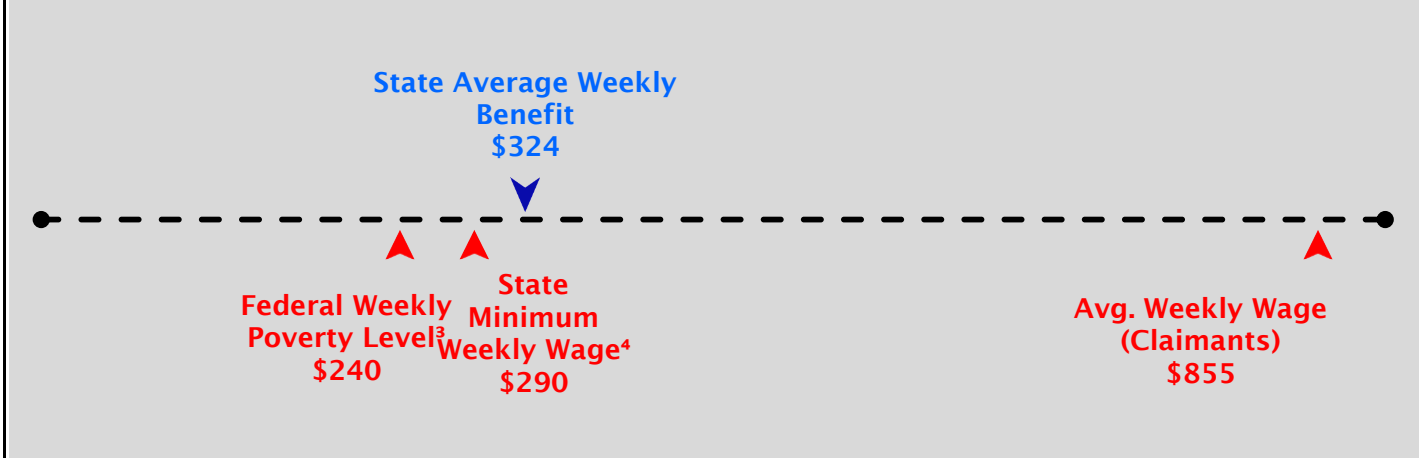
1. Dependents benefits represent the maximum amount a claimant may receive under the most number of dependents allowed.
2. Average Weekly Benefit and Replacement Rate as measured from the state's Benefit Accuracy Measures (sampling) database for the year.
3. Yearly standard provided by the U.S. Department of Health and Human Services. See Data Definitions item 8.
4. State hourly minimum wage for 40 hours, as defined by state law - lowest of all state defined minimums. See Data Definitions item 8.
5. Advisory Council on Unemployment Compensation (1996) recommendation, 1995-22.
6. Representative Claimants chosen to display the range of benefits and duration does not include Dependents, see Data Definitions item 11.

Wisconsin 2019

State Benefit Payment Amounts

	<u>Without Dependents</u>	<u>With Dependents¹</u>
1) Minimum Weekly Benefit Amount:	\$54	N/A
2) Maximum Weekly Benefit Amount:	\$370	N/A
3) Maximum Potential Benefit Amount:	\$9,620	N/A
4) Minimum Duration (weeks):	14	14
5) Maximum Duration (weeks):	26	26

6) Comparison of State Average Weekly Benefit to Weekly Income Levels²



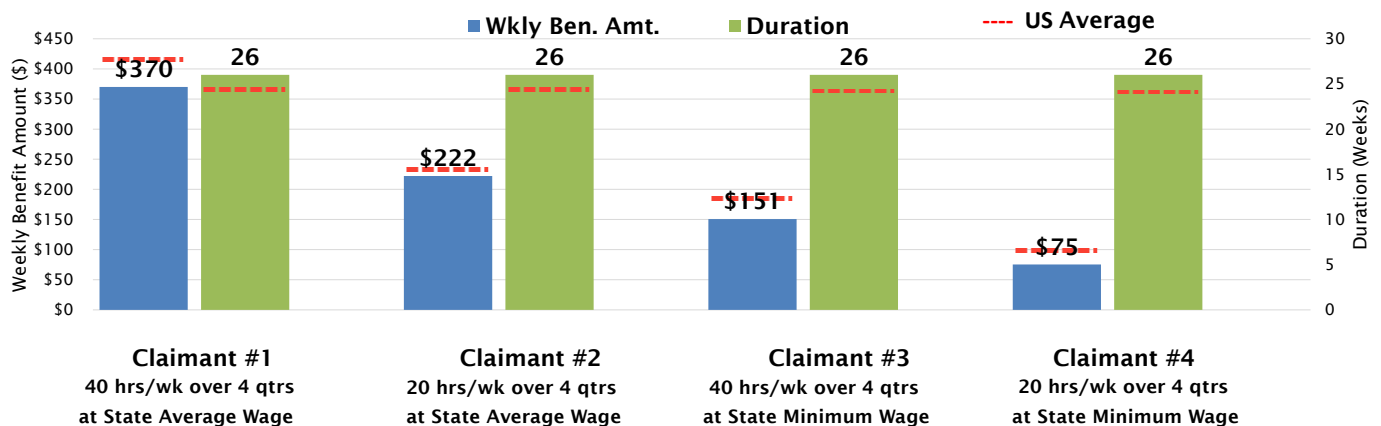
7) Average and Maximum Weekly Benefit as a Percent of Claimants' Wages

State Formulation for Weekly Benefit Amount As Percent of Prior Weekly Wages:	52%	State Maximum Weekly Benefit as % of State's Avg Weekly Wage:	43%
Recommended Standard ⁵ :	50%		67%

State Average of Individuals' Replacement Rate in 2018²: 43%

8)

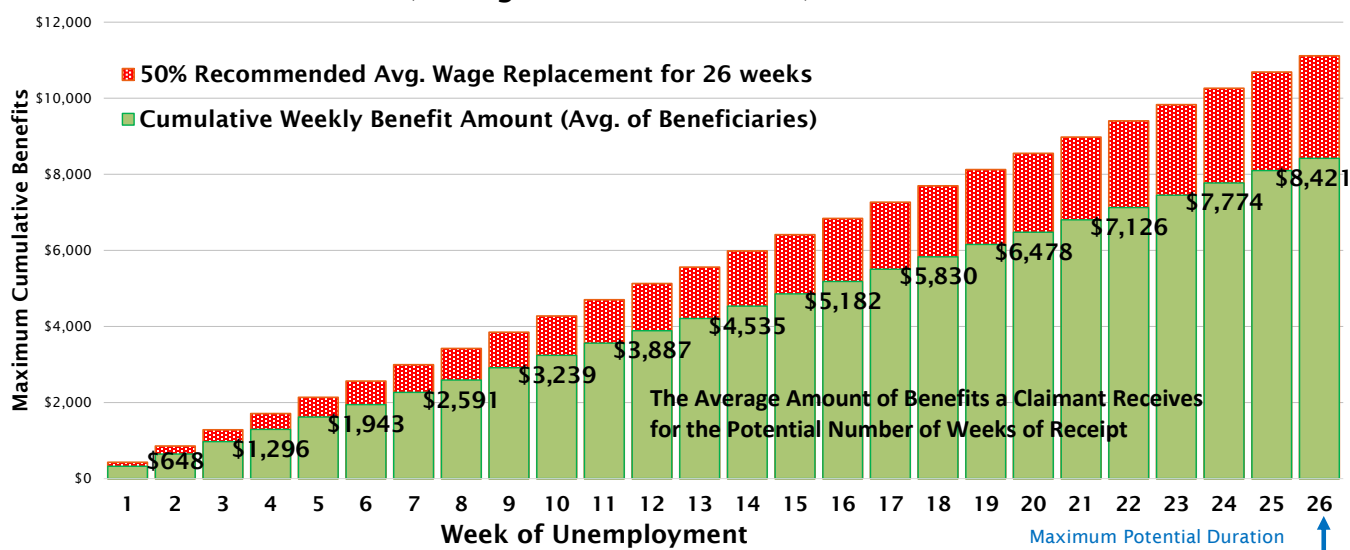
Estimated Weekly Benefit Amounts and Potential Duration of Representative Claimants⁶



Duration of Benefit Payments

9)

Cumulative Benefits Paid Per Claimant by Week of Unemployment (Average of All Beneficiaries)

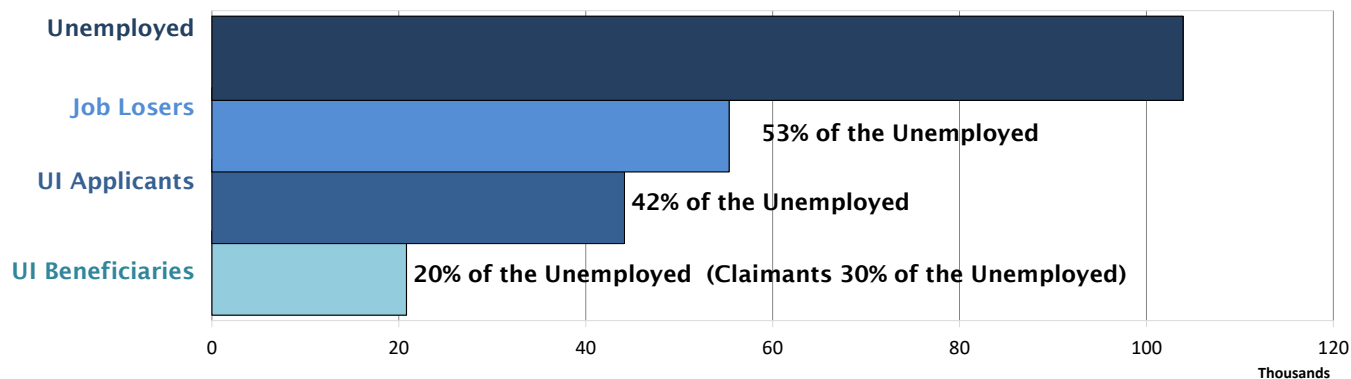


10)

State Actual Avg. UI Duration (weeks): 12

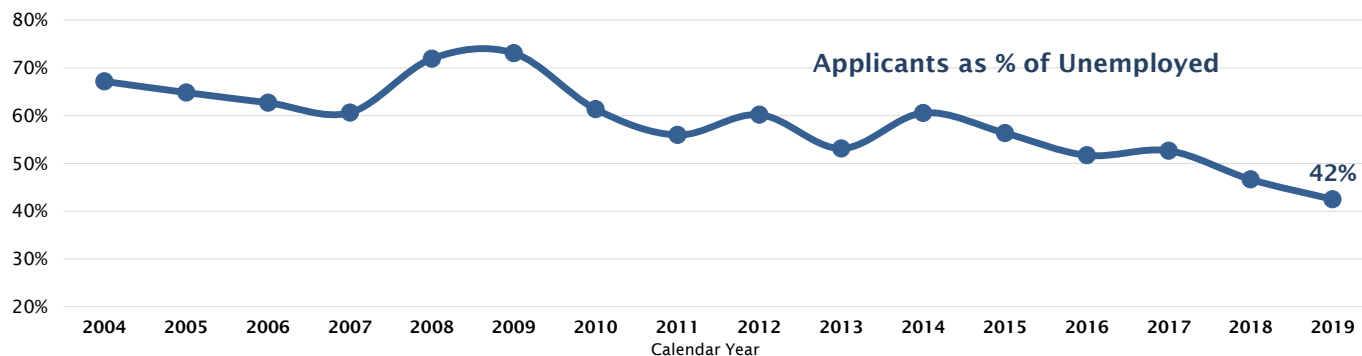
Application and Reciprocity

11) Application and Receipt of UI Benefits as a Proportion of the Unemployed



12)

State Historical Application Rate*



* Includes only Regular State UI program claims. Excludes Extended Benefits and Emergency Unemployment Compensation.

Footnote:


1. Dependents benefits represent the maximum amount a claimant may receive under the most number of dependents allowed.
2. Average Weekly Benefit and Replacement Rate as measured from the state's Benefit Accuracy Measures (sampling) database for the year.
3. Yearly standard provided by the U.S. Department of Health and Human Services. See Data Definitions item 8.
4. State hourly minimum wage for 40 hours, as defined by state law - lowest of all state defined minimums. See Data Definitions item 8.
5. Advisory Council on Unemployment Compensation (1996) recommendation, 1995-22.
6. Representative Claimants chosen to display the range of benefits and duration does not include Dependents, see Data Definitions item 11.

West Virginia 2019

State Benefit Payment Amounts

	<u>Without Dependents</u>	<u>With Dependents¹</u>
1) Minimum Weekly Benefit Amount:	\$24	N/A
2) Maximum Weekly Benefit Amount:	\$424	N/A
3) Maximum Potential Benefit Amount:	\$11,024	N/A
4) Minimum Duration (weeks):	26	26
5) Maximum Duration (weeks):	26	26

6) Comparison of State Average Weekly Benefit to Weekly Income Levels²



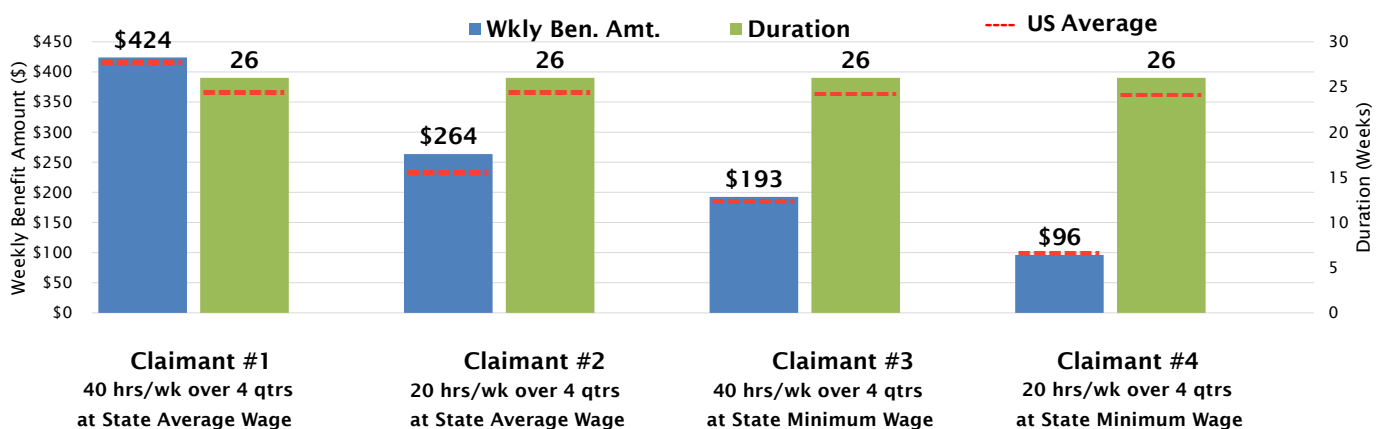
7) Average and Maximum Weekly Benefit as a Percent of Claimants' Wages

State Formulation for Weekly Benefit Amount As Percent of Prior Weekly Wages:	55%	State Maximum Weekly Benefit as % of State's Avg Weekly Wage:	44%
Recommended Standard ⁵ :	50%		67%

State Average of Individuals' Replacement Rate in 2018²: 39%

8)

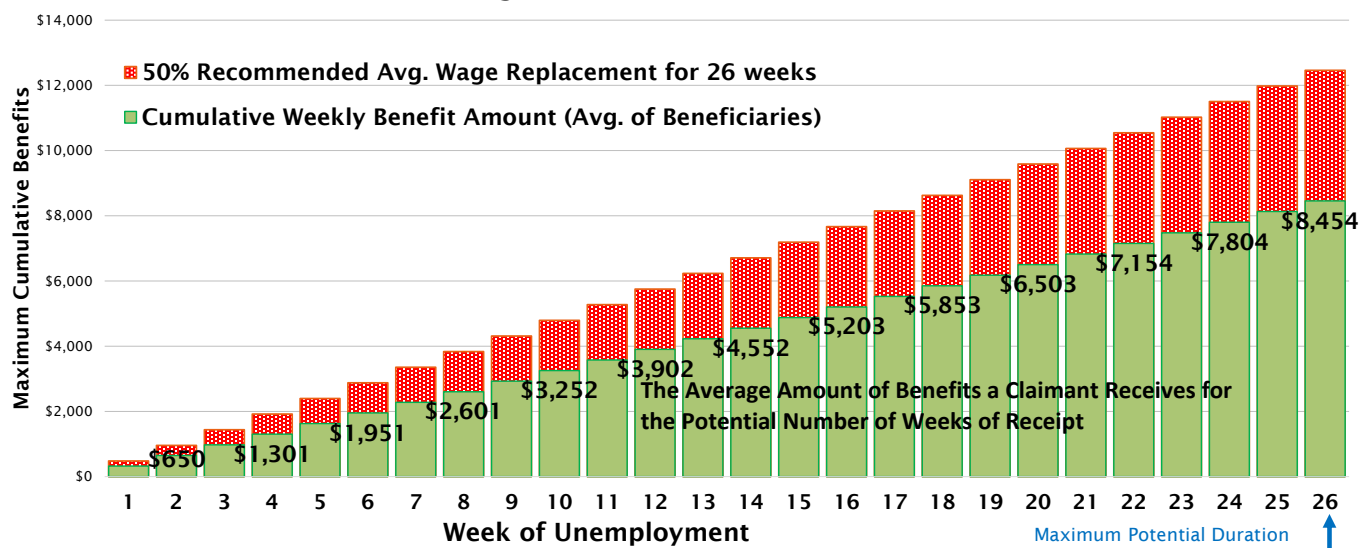
Estimated Weekly Benefit Amounts and Potential Duration of Representative Claimants⁶



Duration of Benefit Payments

9)

Cumulative Benefits Paid Per Claimant by Week of Unemployment (Average of All Beneficiaries)

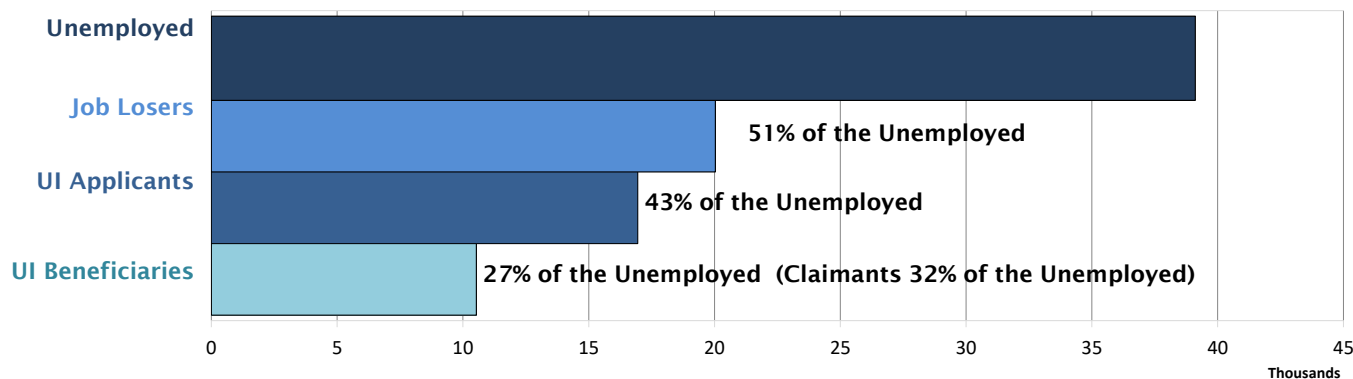


10)

State Actual Avg. UI Duration (weeks): 14

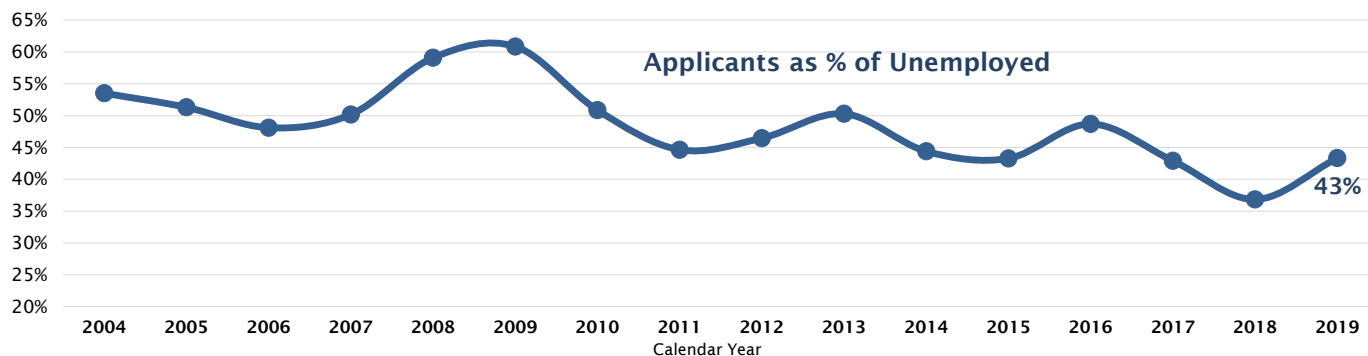
Application and Reciprocity

11) Application and Receipt of UI Benefits as a Proportion of the Unemployed



12)

State Historical Application Rate*



* Includes only Regular State UI program claims. Excludes Extended Benefits and Emergency Unemployment Compensation.

Footnote:

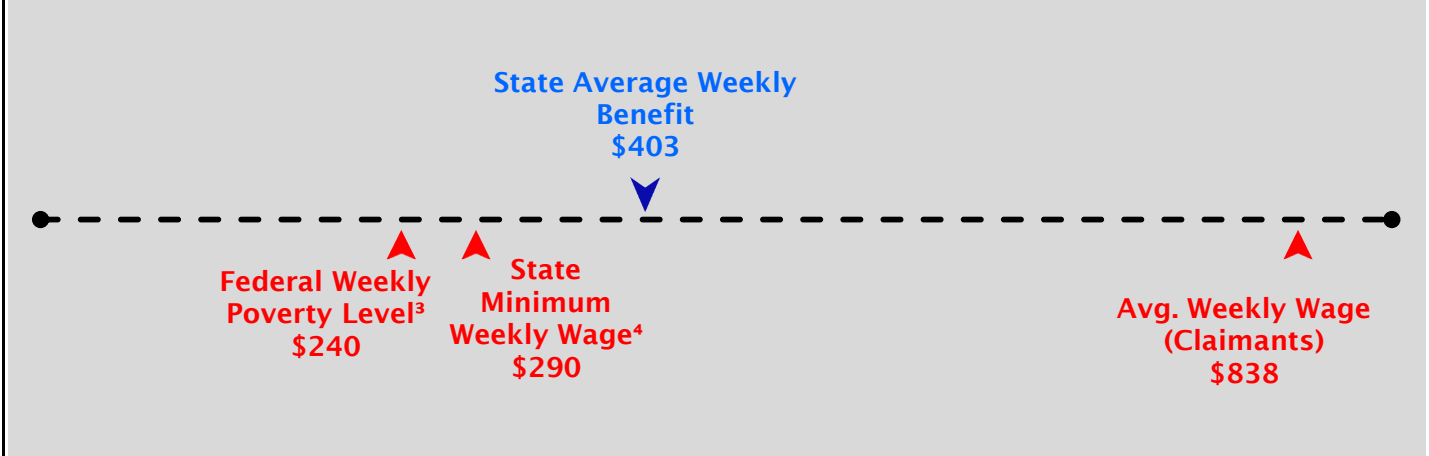
1. Dependents benefits represent the maximum amount a claimant may receive under the most number of dependents allowed.
2. Average Weekly Benefit and Replacement Rate as measured from the state's Benefit Accuracy Measures (sampling) database for the year.
3. Yearly standard provided by the U.S. Department of Health and Human Services. See Data Definitions item 8.
4. State hourly minimum wage for 40 hours, as defined by state law - lowest of all state defined minimums. See Data Definitions item 8.
5. Advisory Council on Unemployment Compensation (1996) recommendation, 1995-22.
6. Representative Claimants chosen to display the range of benefits and duration does not include Dependents, see Data Definitions item 11.

Wyoming 2019

State Benefit Payment Amounts

	<u>Without Dependents</u>	<u>With Dependents¹</u>
1) Minimum Weekly Benefit Amount:	\$35	N/A
2) Maximum Weekly Benefit Amount:	\$489	N/A
3) Maximum Potential Benefit Amount:	\$12,714	N/A
4) Minimum Duration (weeks):	11	11
5) Maximum Duration (weeks):	26	26

6) Comparison of State Average Weekly Benefit to Weekly Income Levels²



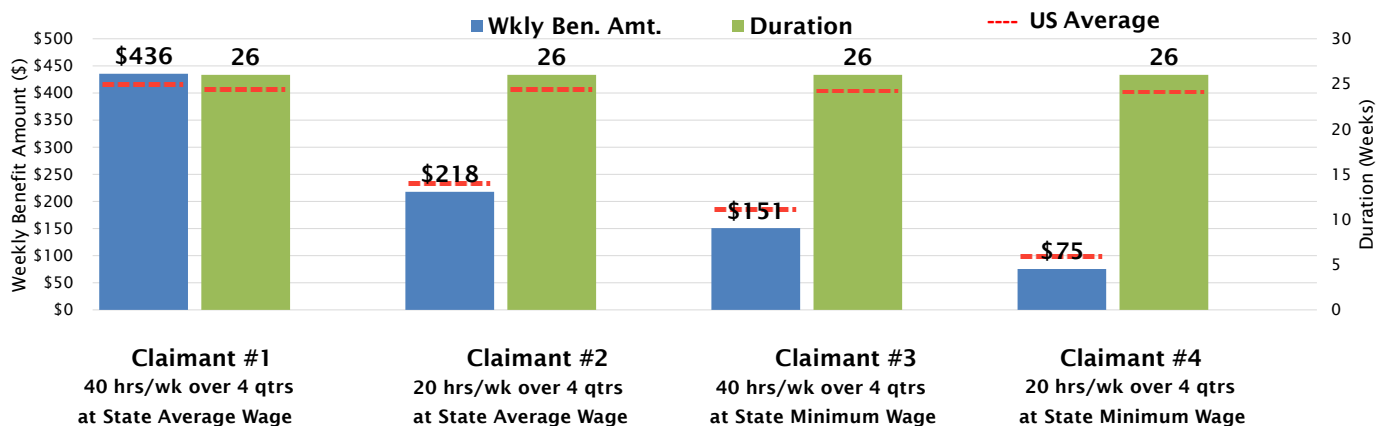
7) Average and Maximum Weekly Benefit as a Percent of Claimants' Wages

State Formulation for Weekly Benefit Amount As Percent of Prior Weekly Wages:	52%	State Maximum Weekly Benefit as % of State's Avg Weekly Wage:	58%
Recommended Standard ⁵ :	50%		67%

State Average of Individuals' Replacement Rate in 2018²: 52%

8)

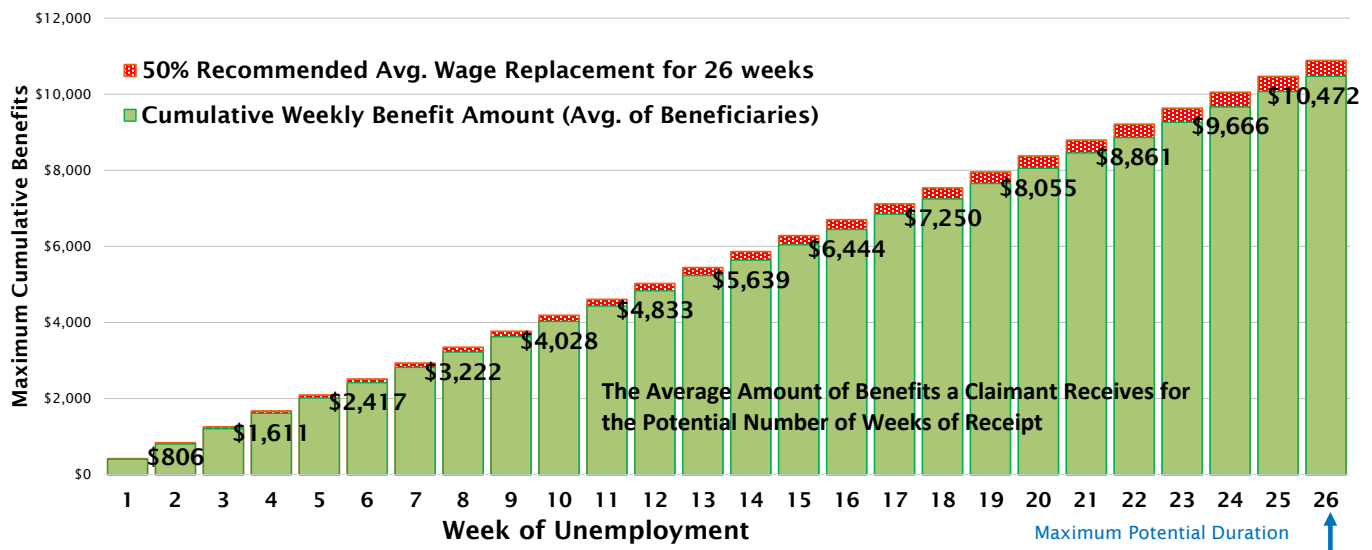
Estimated Weekly Benefit Amounts and Potential Duration of Representative Claimants⁶



Duration of Benefit Payments

9)

Cumulative Benefits Paid Per Claimant by Week of Unemployment (Average of All Beneficiaries)

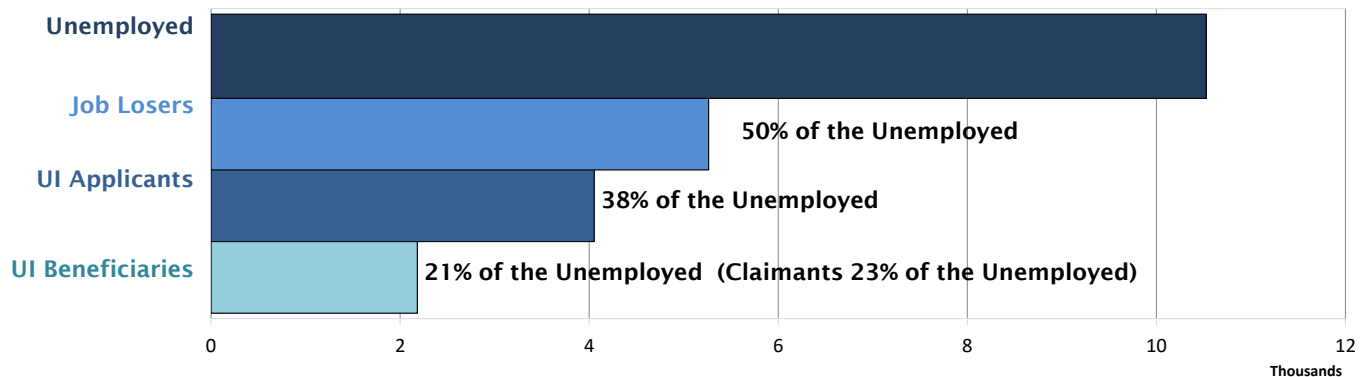


10)

State Actual Avg. UI Duration (weeks): 13

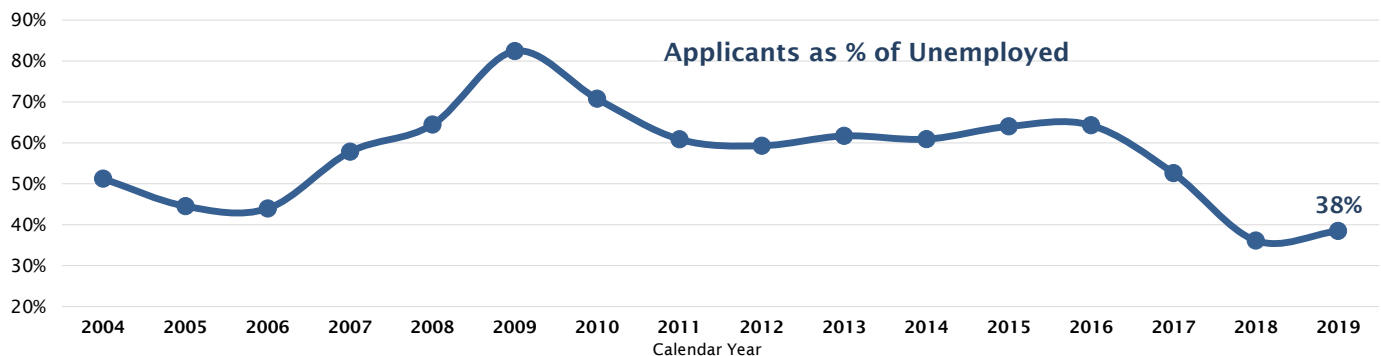
Application and Reciprocity

11) Application and Receipt of UI Benefits as a Proportion of the Unemployed



12)

State Historical Application Rate*



* Includes only Regular State UI program claims. Excludes Extended Benefits and Emergency Unemployment Compensation.

Footnote:

1. Dependents benefits represent the maximum amount a claimant may receive under the most number of dependents allowed.
2. Average Weekly Benefit and Replacement Rate as measured from the state's Benefit Accuracy Measures (sampling) database for the year.
3. Yearly standard provided by the U.S. Department of Health and Human Services. See Data Definitions item 8.
4. State hourly minimum wage for 40 hours, as defined by state law - lowest of all state defined minimums. See Data Definitions item 8.
5. Advisory Council on Unemployment Compensation (1996) recommendation, 1995-22.
6. Representative Claimants chosen to display the range of benefits and duration does not include Dependents, see Data Definitions item 11.

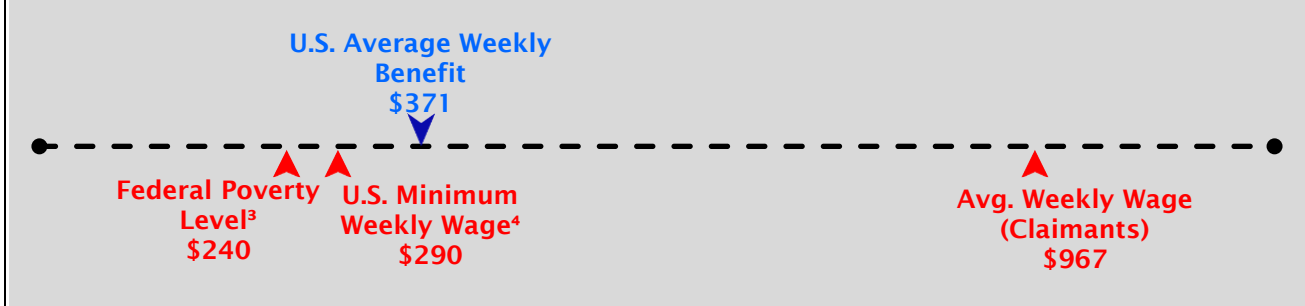
United States 2019

US Benefit Payment Ranges

	Without Dependents		With Dependents	
1) Minimum Weekly Benefit Amount:	\$5	(HI)	\$30	(CT)
2) Maximum Weekly Benefit Amount:	\$795	(MA)	\$1,192	(MA)
3) Maximum Potential Benefit Amount:	\$23,850	(MA)	\$35,760	(MA)
4) Minimum Duration (weeks):	1	(WA)		
5) Maximum Duration (weeks):	30	(MA)	30	(MA)

State Weekly Benefit Level Measures

6) Comparison of State Average Weekly Benefit to Weekly Income Levels²

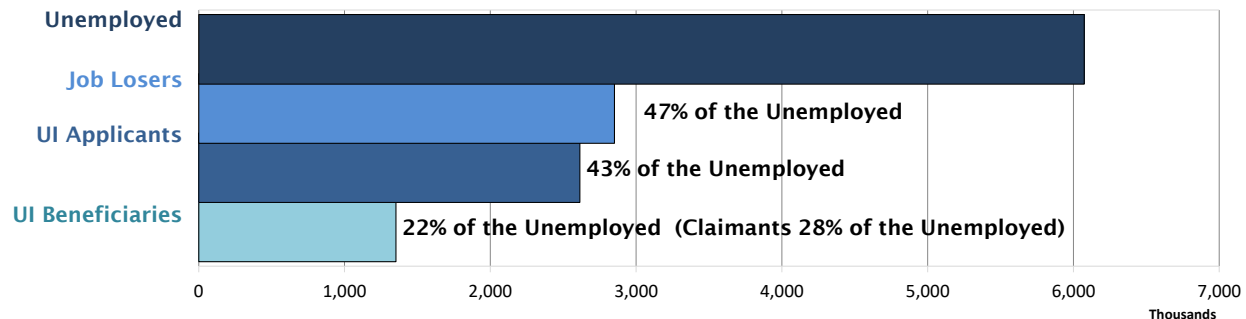


7)	Average of Individuals' Replacement Rate in 2018 ² :	45%
----	---	-----

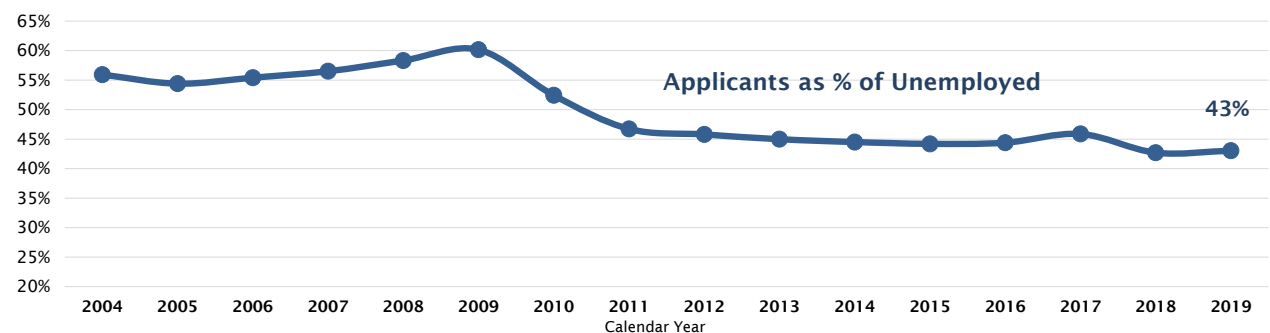
10)	U.S. Actual Avg. UI Duration (weeks):	15
-----	---------------------------------------	----

Application and Reciprocity

11) Application and Receipt of UI Benefits as a Proportion of the Unemployed



12) US Historical Reciprocity Rates*

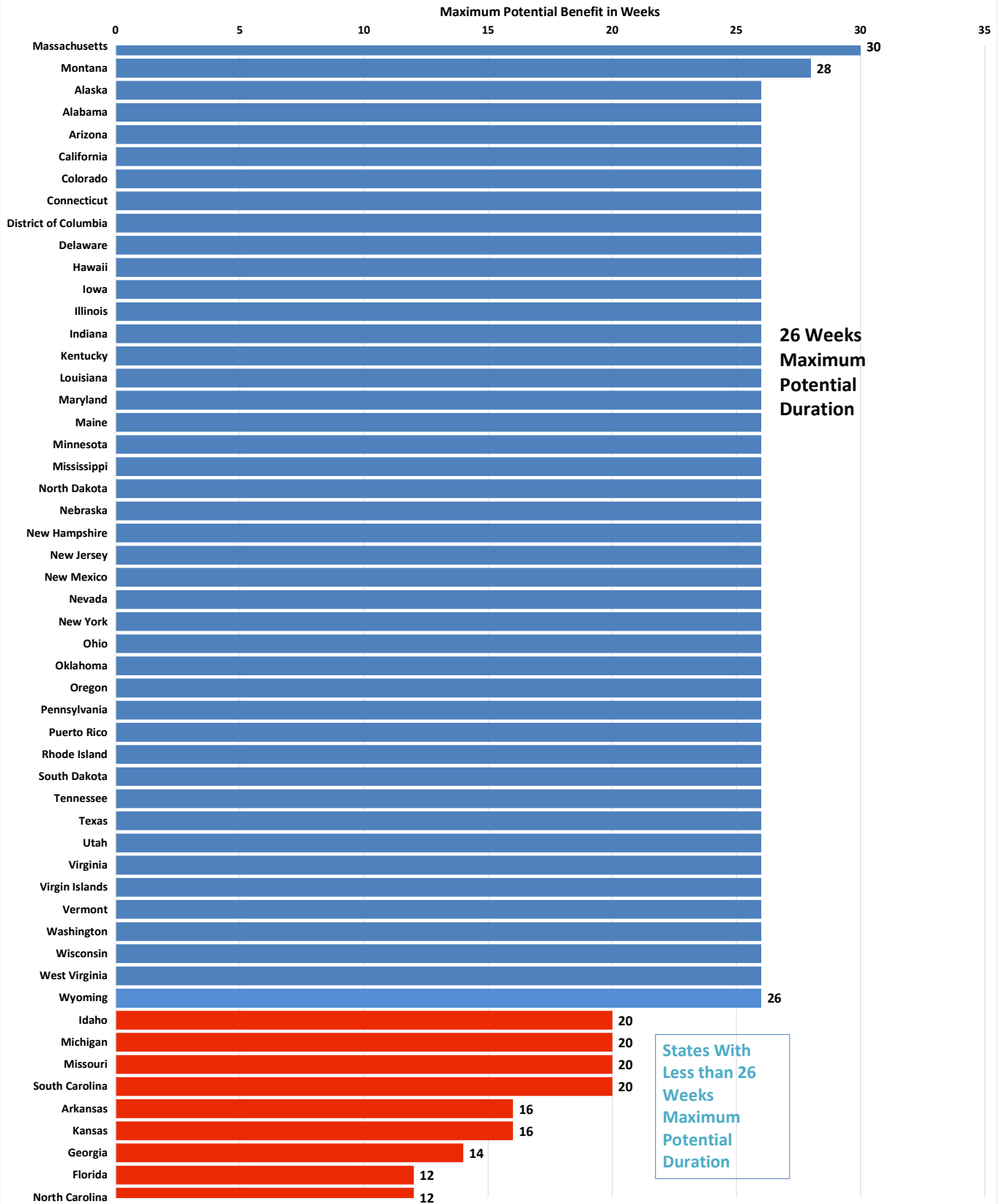


* Includes only Regular State UI program claims. Excludes Extended Benefits and Emergency Unemployment Compensation.

Footnote:

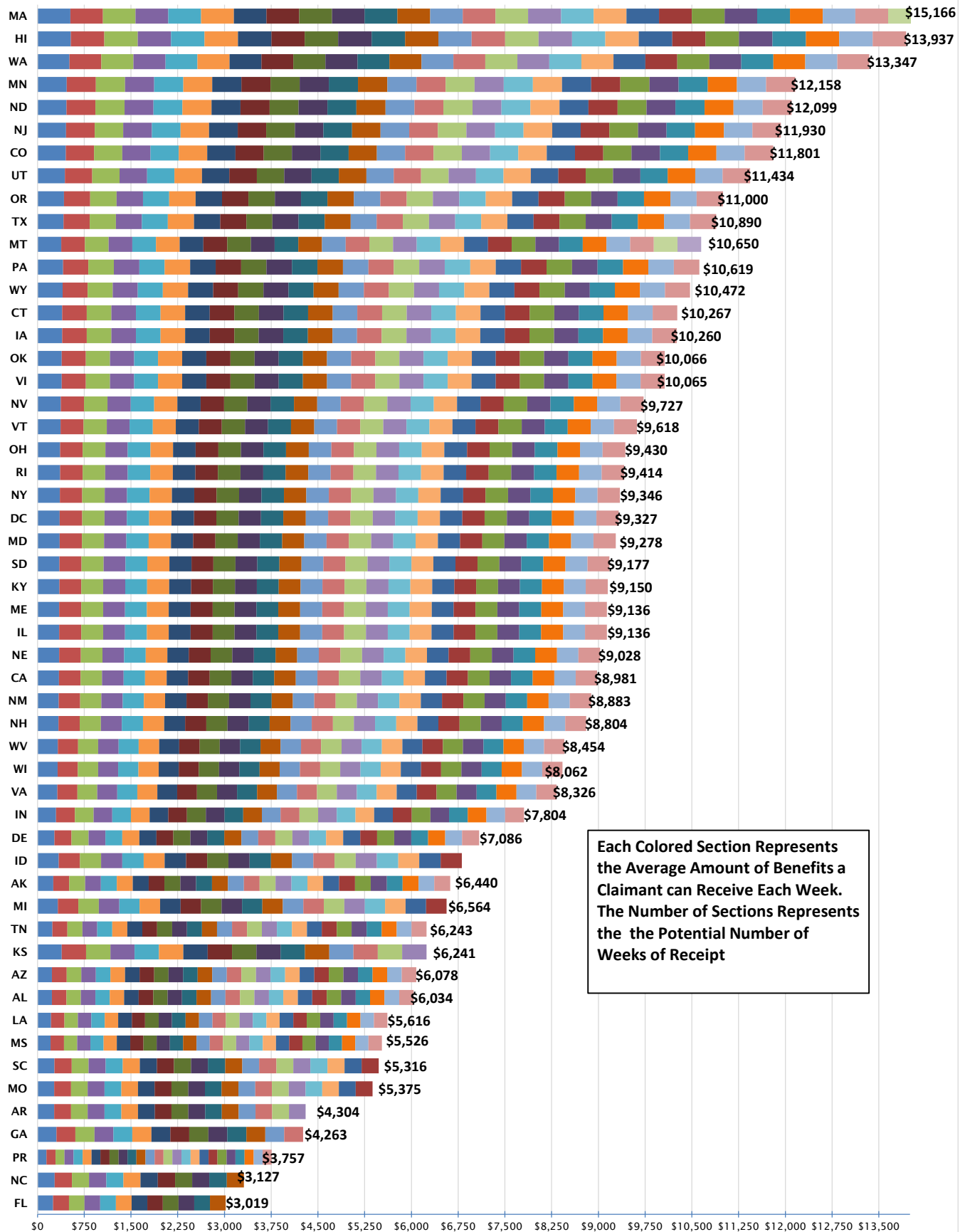
1. Represents the maximum amount in any single state a claimant may receive under the most number of dependents allowed.
2. U.S. Avg. Weekly Benefit and Replacement Rate is an avg. from the states' Benefit Accuracy Measures (sampling) database for the year.
3. Yearly standard provided by the U.S. Department of Health and Human Services. See Data Definitions item 8.
4. Federal hourly minimum wage for 40 hours, as defined by Federal law - lowest of all state defined minimums. See Data Definitions item 8.
5. Advisory Council on Unemployment Compensation (1996) recommendation, 1995-22.
6. Representative Claimants chosen to display the range of benefits and duration does not include Dependents, see Data Definitions item 11.

State Maximum Potential Duration



Cumulative Benefits Paid by Week Of Unemployment

(The Average Amount Received Per Claimant for Each Week of Unemployment)



Benefit Adequacy and Reciprocity Report

Data Definitions

Following are the definitions used for all of the items reported in the Benefit Adequacy and Reciprocity Report. The data used for this publication comes from individual state law publications, the ETA-5159 Benefit payment report, the ETA-218 Benefit Rights and Experience report, and the Bureau of Labor Statistics Quarterly Census of Employment and Wages report. All items are taken as of January 1, of the report year.

1) Minimum Weekly Benefit Amount	The lowest amount of money a claimant can collect each week in UI benefits. The amount with Dependents is the highest amount a claimant may receive by receiving the minimum weekly benefit and the most number of dependents allowed.
2) Maximum Weekly Benefit Amount	The highest amount of money a claimant can collect each week in week in UI benefits. The amount with Dependents is the highest amount a claimant may receive by receiving the maximum weekly benefit and the most number of dependents allowed.
3) Maximum Potential Benefit Amount	The highest amount of money a claimant can collect in UI benefits over their entire claim period. The amount with Dependents is the highest amount a claimant may receive by receiving the maximum level of benefits and having the most number of dependents allowed.
4) Minimum Duration	The minimum potential number of week's individuals can collect benefits. The amount with Dependents is the minimum potential number of week's individuals can collect benefits and having the most number of dependents allowed.
5) Maximum Duration	The maximum potential number of weeks individuals can collect benefits. The amount with Dependents is the maximum potential number of week's individuals can collect benefits and having the most number of dependents allowed.
6a) Average Weekly Benefit	This amount represents the average of weekly benefit amounts that are determined upon eligibility in the report year. This value is derived from the state Benefit Accuracy Measures (BAM) sample database- by taking

<p>6b) Federal Poverty Level</p> <p>6c) State Minimum Wage (for one week)</p> <p>6d) Average Weekly Wage</p>	<p>the average of all sampled claimants weekly benefit amount.</p> <p>The minimum annual income required to avoid living in poverty in the U.S. Any level below this is considered insufficient to meet the basic necessities of life for a single individual. Based on yearly calculations from the U.S. Department of Health and Human Services. (Value is the same for the 48 continuous states and the District of Columbia. Separate values for Alaska and Hawaii). (https://www.healthcare.gov/glossary/federal-poverty-level-FPL/)</p> <p>Based on the state statute of the minimum hourly wage level normalized to a 40-hour work week. If the state has several minimum wage levels for various geographical locations, then this is the lowest value set in state law. Department of Labor, Wage and Hour Division: https://www.dol.gov/general/topic/wages/minimumwage</p> <p>The average weekly wage of claimants earned during their base period- derived in this case from the Benefits Accuracy Measurement database by taking the average of all sampled claimants reported base year wage levels.</p>
<p>7a) Weekly Benefit Amount as % of Prior Weekly Wages</p> <p>7b) Maximum Weekly Benefit as % of State's Average Weekly Wage</p> <p>7c) Suggested Standard for Replacement Rate</p> <p>7d) Suggested Standard for the Maximum Weekly Benefit</p> <p>7e) Weekly Benefit Amount as % of Claimants Average Weekly Wage</p>	<p>Based on State law, the portion of prior wages, as defined in the state weekly benefit formula, converted to a weekly amount of benefits and wages.</p> <p>The maximum weekly benefit amount set in state law as a proportion of the state average weekly wage derived from the Benefit Accuracy Measures (BAM) dataset by taking the average of all sampled claimants reported base year wage levels.</p> <p>The recommendation of the Advisory Council on Unemployment Compensation (1996), 1995-22.</p> <p>The recommendation of the Advisory Council on Unemployment Compensation (1996), 1995-22.</p> <p>The average of the ratio of the individual claimants' weekly benefit amount (WBA) to the claimants' average weekly wage- derived from the Benefits Accuracy Measurement data.</p>

	The 95% Confidence Interval for each state's estimated Average Replacement Rate (7e) ranges between 1.1% and 1.8% (except for Hawaii at 2.7% and Rhode Island at 3.2%).
8) Estimated Weekly Benefit and Potential Duration of Representative Claimants Claimant #1: 40 hrs./wk. Over Four Quarters at State Average Wage Claimant #2: 20 hrs./wk. Over Four Quarters at State Average Wage Claimant #3: 40 hrs./wk. Over Four Quarters at State Minimum Wage Claimant #4: 20 hrs./wk. Over Four Quarters at State Minimum Wage	<p>Calculated based on the monetary requirements of state law including the minimum wage requirement to receive benefits, the weekly benefit amount formula, the maximum benefit entitlement, and the minimum and maximum weeks of benefits. Calculation are based on claimants without dependents. The calculated amount and duration of benefits are made for the following representative claimants for each state:</p> <p>A claimant who has worked 40 hours per week over each of the four quarters of the year at the state's average wage level.</p> <p>A claimant who has worked 20 hours per week over each of the four quarters of the year at the state's average wage level.</p> <p>A claimant who has worked 40 hours per week over each of the four quarters of the year at the state's minimum wage level.</p> <p>A claimant who has worked 20 hours per week over each of the four quarters of the year at the state's minimum wage level.</p>
9a) Average Cumulative Benefits Paid by Week of Unemployment 9b) 50% of the State Average Weekly Wage by Week of Unemployment	<p>Displayed by week, is the average weekly benefit (item 6a) multiplied by the number of weeks of unemployment up to the maximum potential duration in state law (item 3).</p> <p>Fifty percent of the state average weekly wage (item 6d) from the Benefits Accuracy Measurement data base for the report year multiplied by the number of weeks unemployed up to a maximum potential duration of 26 weeks.</p>
10) State Average UI Duration	The average number of weeks all state beneficiaries have collected a UI benefit check. This number is derived by taking the number of weeks compensated for the year

	divided by the number of first payments, (ETA-5159 Benefit Report).
11a) Total Unemployed	The average number of individuals, 16 years of age or older, who do not have a job but are available for work and actively seeking work in the week of the 12th in each of the months of the year. This includes individuals on layoff and waiting to report to a new job within 30 days. (Bureau of Labor Statistics--Not Seasonally Adjusted)
11b) Job Losers	Unemployed persons who involuntarily lost their last job or who had completed a temporary job. This includes persons who were on temporary layoff expecting to return to work, as well as persons not on temporary layoff. Those not on temporary layoff include permanent job losers and persons whose temporary jobs had ended. (BLS)
11c) Applicants	The average number of individuals filing an initial claim given the average number of claimants (item 13e) in the year (ETA-5159 report). This number is derived by taking the average number of claimants for a single week of the year multiplied by the ratio of Initial claims (intrastate, liable state, and transitional) to First Payments. (The Application Rate is derived by taking this number of applicants and dividing by the average number of unemployed (item 13e)).
11d) Beneficiaries	For the report year, the average weekly number of weeks compensated- those claimants who have received a check for UI benefits. The percentage shown is the proportion of beneficiaries of the total population of unemployed individuals. (ETA-5159 Benefits Report).
11e) Claimants	For the report year, the average weekly number of claimants who have filed a continued claim for receipt of UI benefits. The percentage shown is the proportion of claimants of the total population of unemployed individuals. (ETA- 5159 Benefits Report).
12) State Historical Application Rate	Item 11c divided by item 11a.

The amount with Dependents is the minimum potential number of week's individuals can collect benefits and having the most number of dependents allowed.