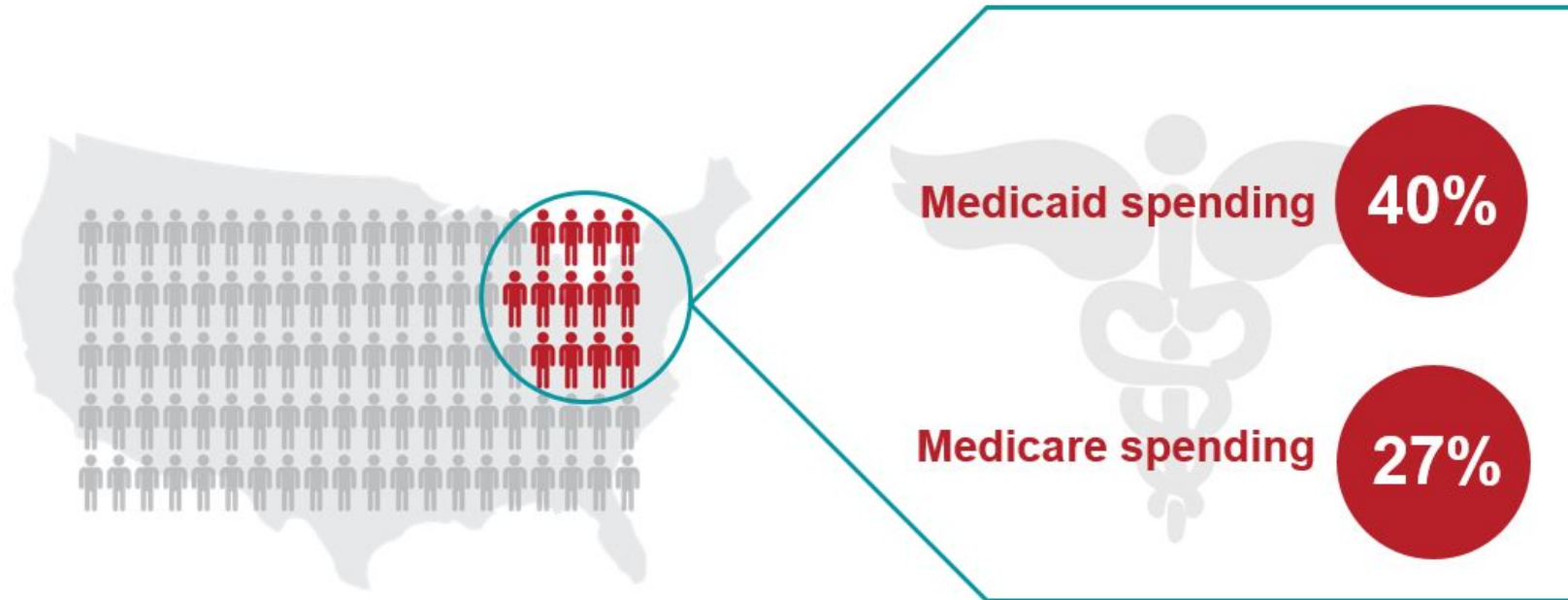


Improving Collaboration Between Health Systems to Combat  
Social Determinants of Health

# Thinking Inside the Box of the Massachusetts **Senior Care Options (SCO) Program**

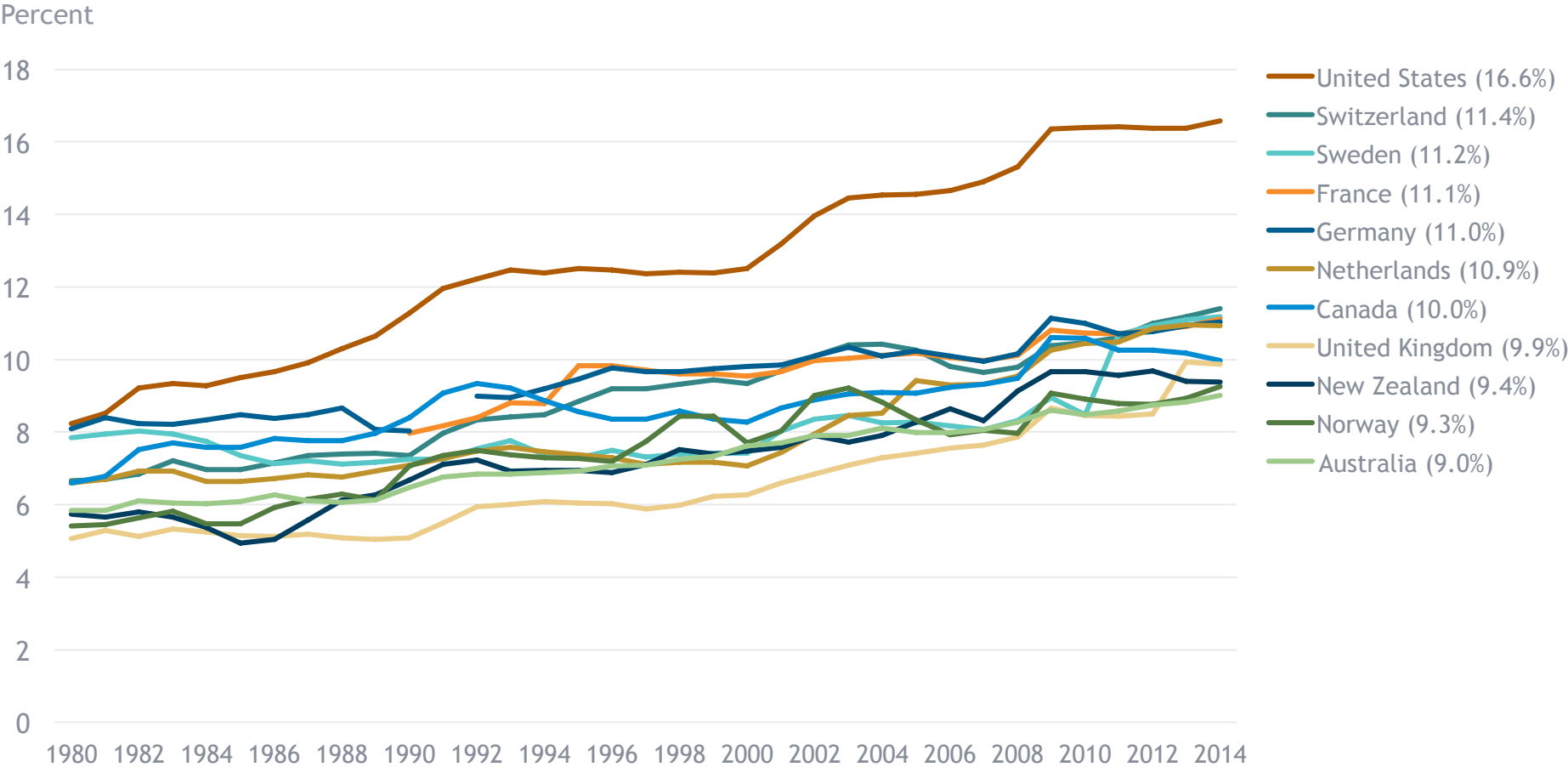
Len Fishman, Director  
**Gerontology Institute**  
McCormack Graduate School  
UMass Boston

# Dual-eligibles: National Landscape



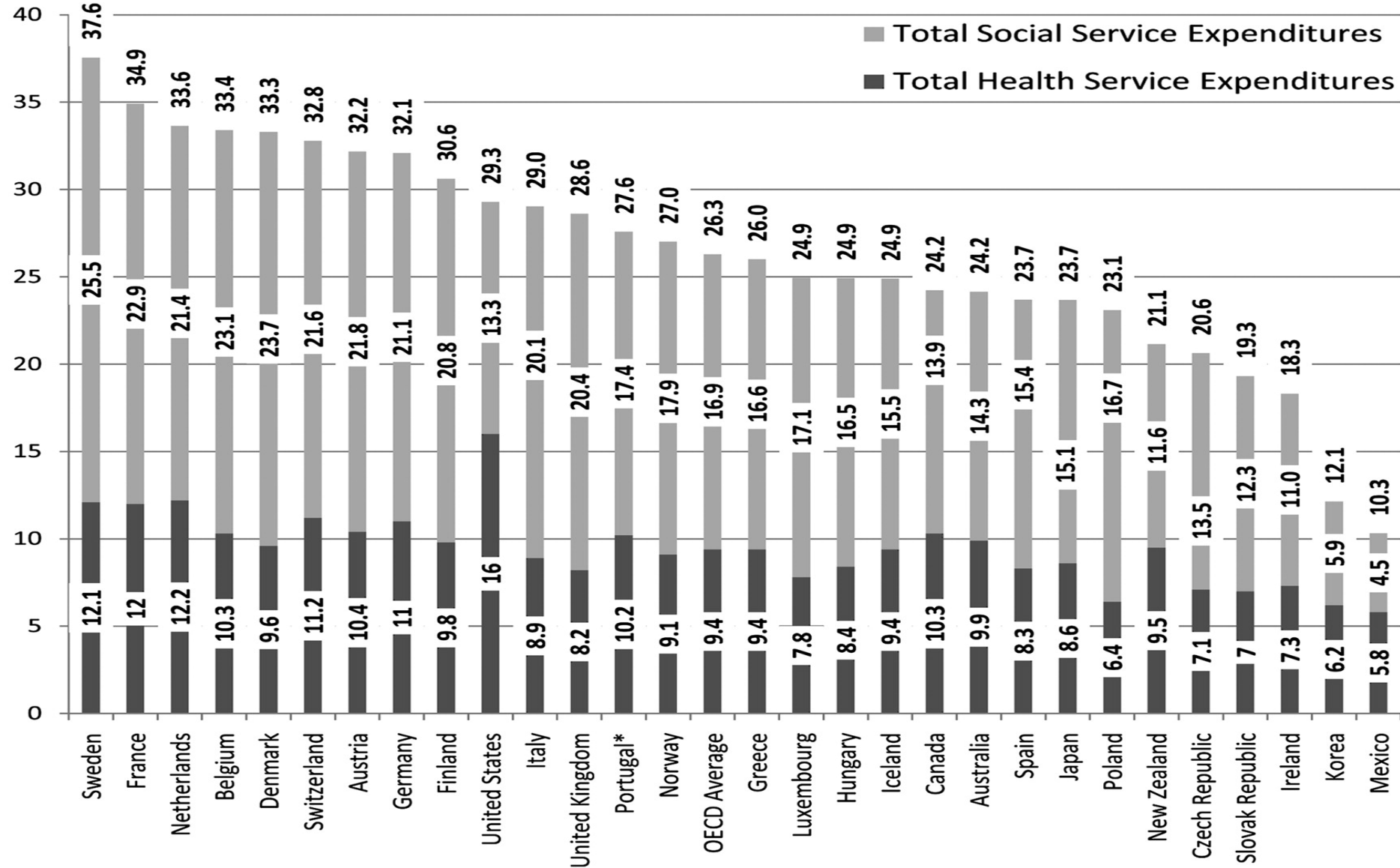
Nationally, dual-eligible beneficiaries make up only **13%** of the population, but account for **40%** of all Medicaid spending and **27%** of Medicare spending.

# Health Care Spending as a Percentage of GDP, 1980–2014



GDP refers to gross domestic product. Data in legend are for 2014.  
 Source: OECD Health Data 2016. Data are for current spending only, and exclude spending on capital formation of health care providers.

# Health and Social Service Expenditures as % of GDP



Wouldn't it be great if  
we were more like  
Finland . . .



. . . but that's not going  
to happen any time  
soon.

## Being more like Finland . . . Inside the Box of a **Senior Care Options (SCO) plan**

Redistributing spending from health care to social services in a SCO plan means **paying for social services with the savings that come from reducing unnecessary Medicare utilization**

### **REIMBURSEMENT**

- SCO receives capitated payment from Medicaid and Medicare, adjusted for each member's health care risk profile

### **ACCOUNTABILITY**

- SCO is responsible for each member's coordination of care/quality outcomes AND is financially at risk for each member's total cost of care

### **MODEL OF CARE**

- SCO supplements traditional medical services with coordinated, community-based care delivered by a clinical team attuned to social determinants of health

## **Six Senior Care Options Plans in Massachusetts**

- **Boston Medical Center HealthNet Plan Senior Care Options**
- **Commonwealth Care Alliance**
- **NaviCare**
- **Senior Whole Health**
- **Tuft Health Plan Senior Care Option**
- **UnitedHealthCare**

# CCA's Model of Care

**“I am a social worker who can prescribe.”**

Lauren Black, NP, VP, Care Partnership & and Clinical Services





# CCA Senior Care Options

## Key statistics

**76** average age

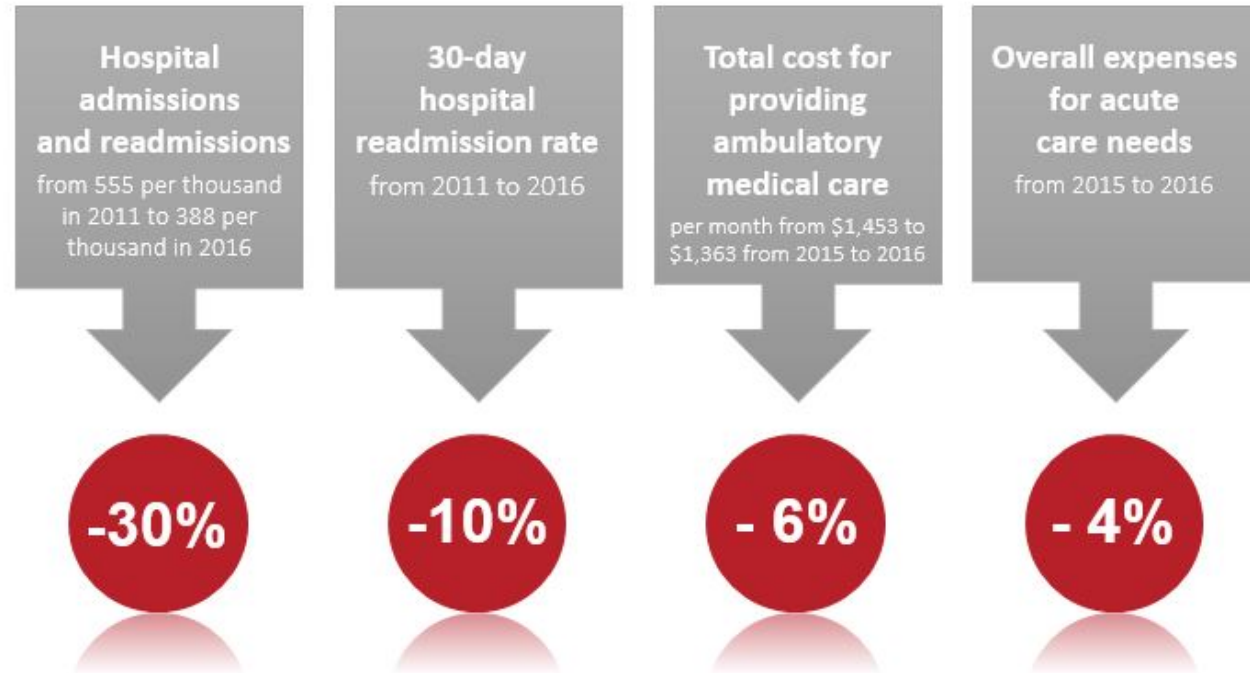
**76%** are nursing home certifiable, yet are able to live at home

**64%** primarily speak a language other than English

**70%** have four or more chronic conditions

**63%** have diabetes

## Results



Improving Collaboration Between Health Systems to Combat  
Social Determinants of Health

Thinking Inside the Box of the Massachusetts  
Senior Care Options (SCO) Program

**Thank you!**