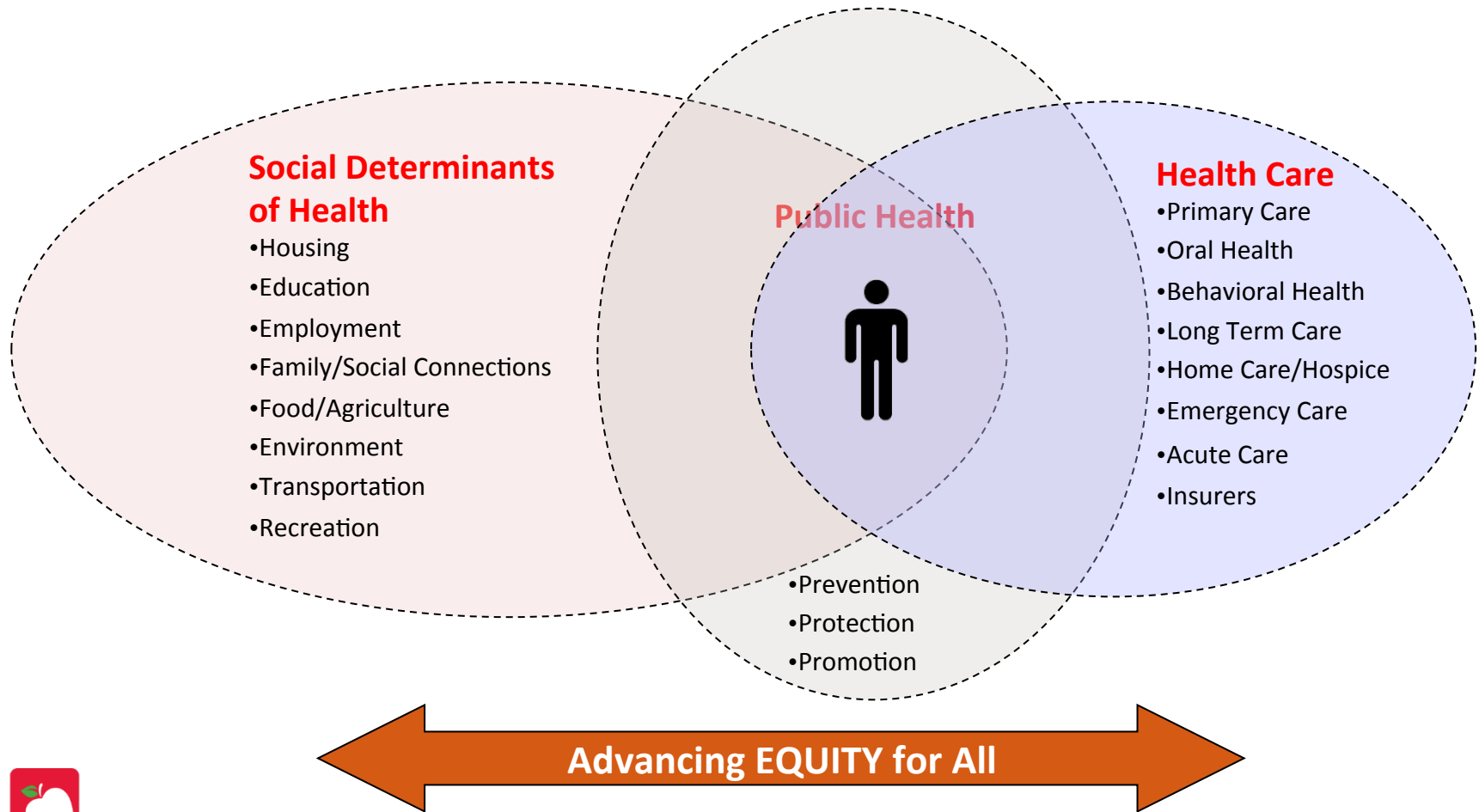


Monadnock Region



TOTAL POPULATION HEALTH:

A Framework for New Hampshire



TRANSPORTATION & PHYSICAL ACTIVITY



1.
COMPLETE
STREETS



2. BICYCLE
INFRASTRU
CTURE



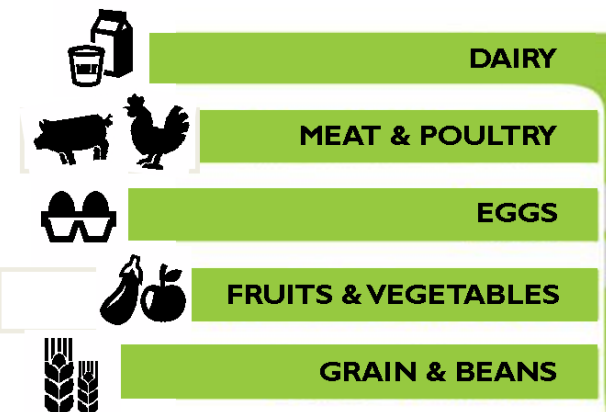
3. SAFE
ROUTES



WE DELIVER FRESH, LOCAL FOOD FROM FARMS AND PRODUCERS IN YOUR COMMUNITY

Total Sales: \$136,259

31 Buyers



HEALTH DISPARITIES BY INCOME

CHESHIRE COUNTY

- **Diabetes - 8.4%**

<\$25K **11.6%**

\$25K+ **7.0%**

- **Unhealthy Weight - 61.3%**

<\$25K **68.5%**

\$25K+ **58.3%**

- **Smoking - 18.0%**

<\$25K **33.9%**

\$25K+ **11.4%**

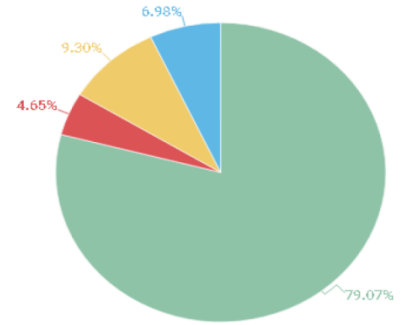
- **High Cholesterol - 36.2%**

<\$25K **46.4%**

\$25K+ **32.2%**

\$31,125 Annual Income = \$15.00/hr (for full-time single employee)





● Primary Care
 ● Endocrinology
 ● Women's Health
 ● Insurance

~65

Number of patients enrolled since January 2017



9

Number of patients with urgent needs



24 to 83

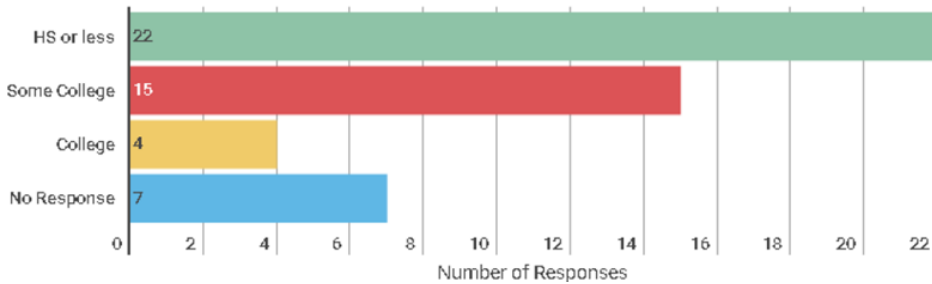
Range of ages amongst patients



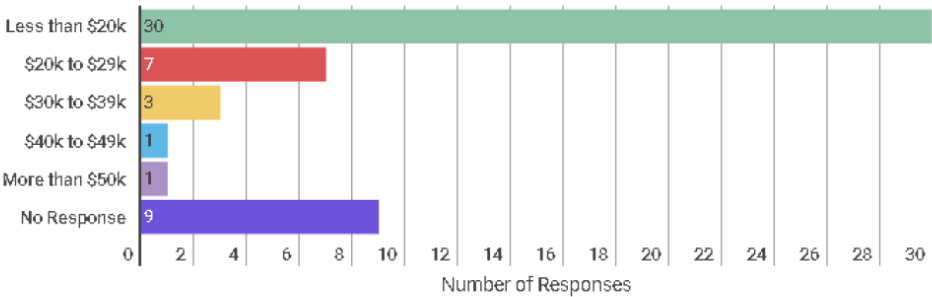
19

Number of patients on Medicare

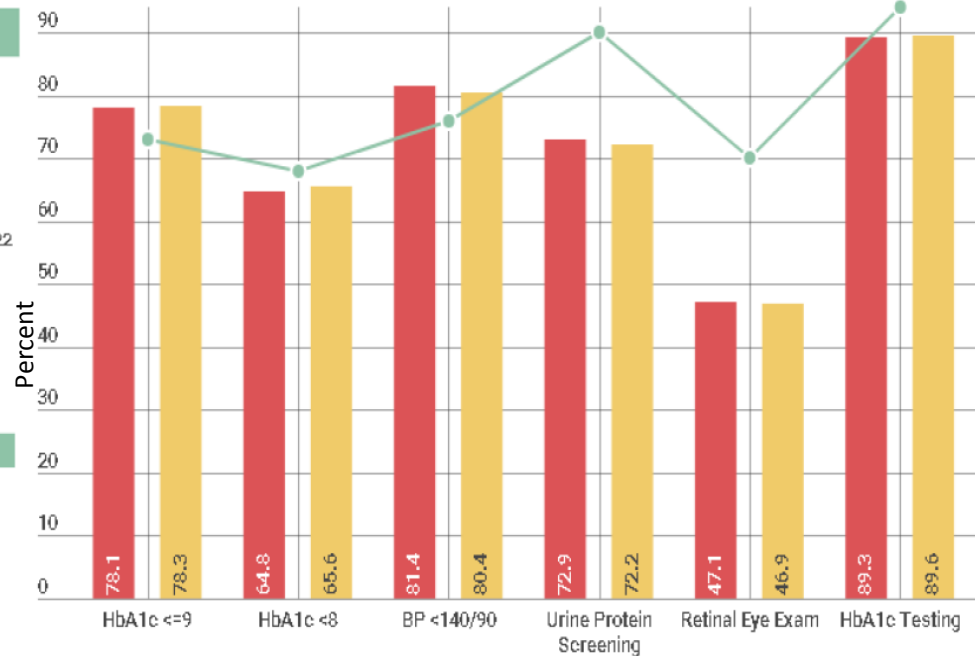
Educational Attainment



Income Grouping



CMC/DHK Chronic Illness Trends



● Target
 ● Apr16-Mar17
 ● May16-Jun17