



Congressional Research Service

Assisting the Congress with its deliberations and legislative decisions

Social Security Disability Programs: SSDI and SSI

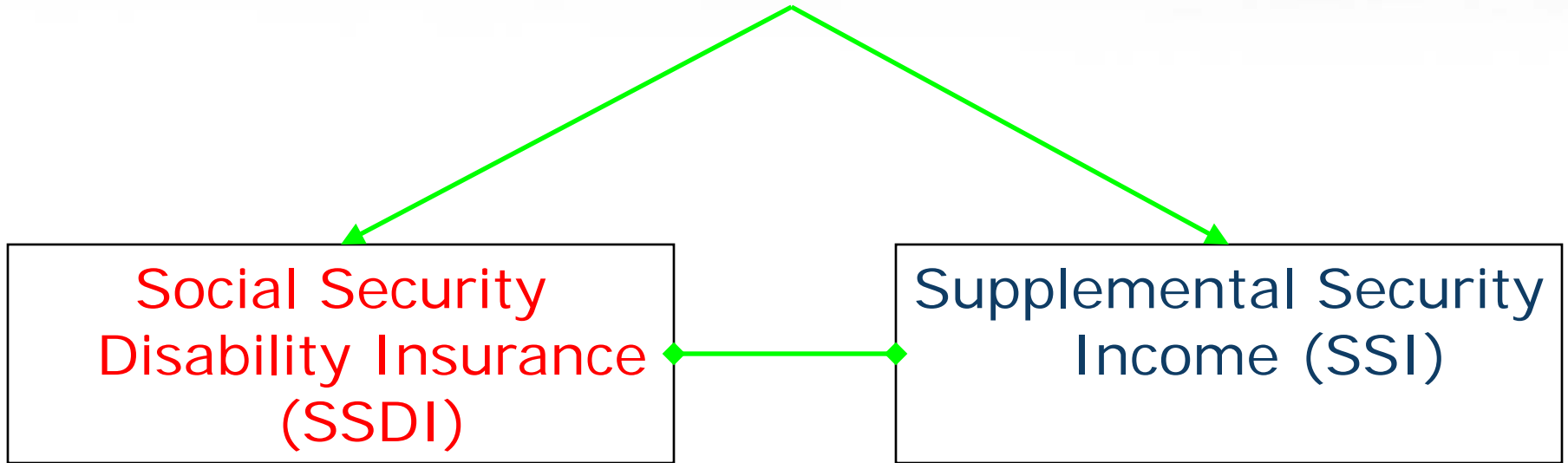
Overview and Current Issues

Scott Szymendera

Congressional Research Service

July 21, 2011

SOCIAL SECURITY DISABILITY



SSDI

Insured

Working Age and
Dependents

Medicare

DI Trust Fund

SSI


Means-Tested

Individual Children,
Adults, Seniors

Medicaid

General Revenue





"You can collect for disability. I don't know about inability."




Definition of Disability

Impairment

CAUSES

Inability to work





"You can collect for disability. I don't know about inability."



Primary Impairments – 2009 Awards

SSDI Workers

Musculoskeletal
31%

Mental Disorders
22%

Circulatory Sys.
10%

All Others
37%

SSI Adults

Mental Disorders
36%

Musculoskeletal
22%

Circulatory Sys.
9%

All Others
33%

SSI Children

Mental Disorders
65%

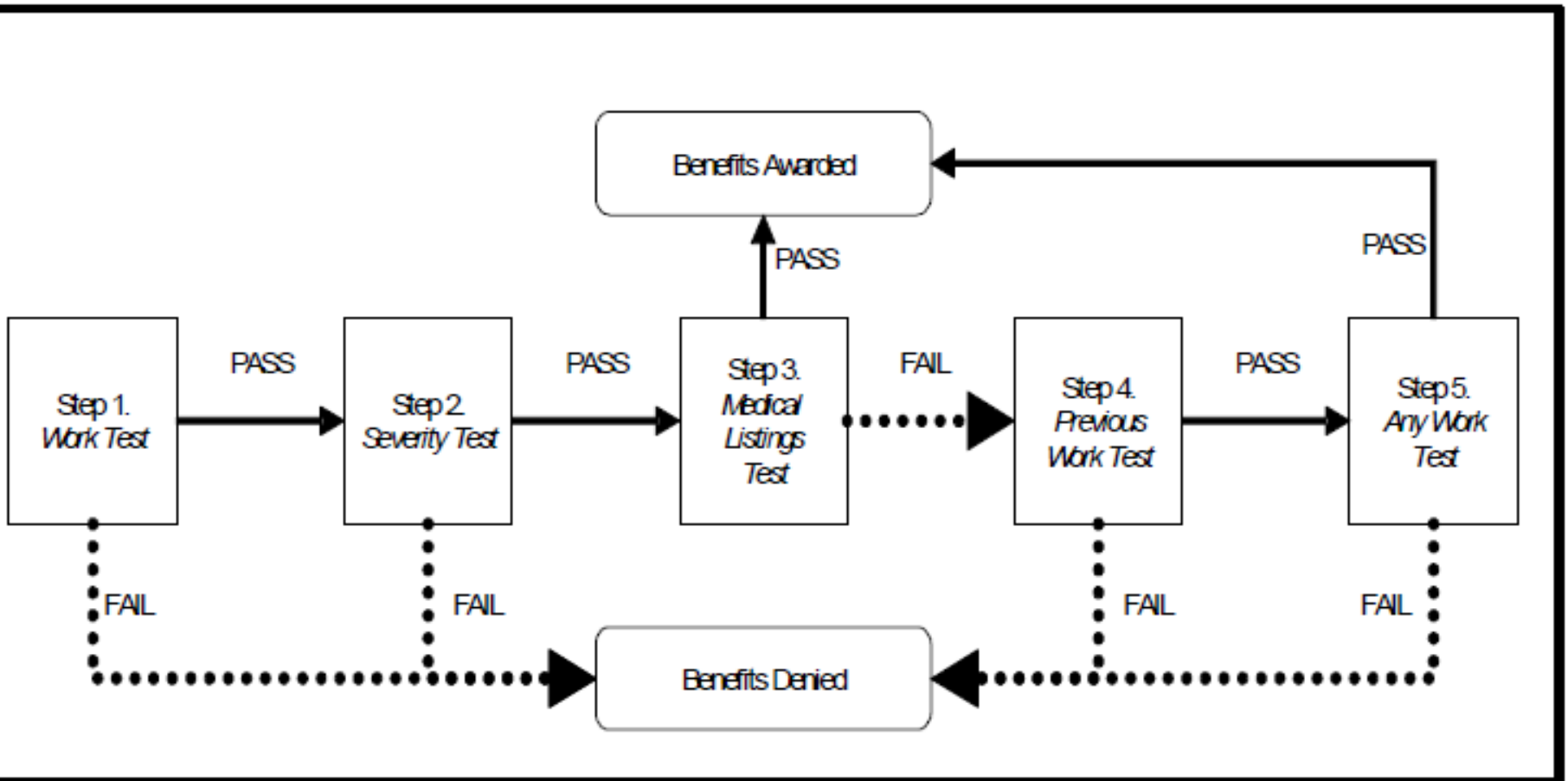
Musculoskeletal
<1%

Circulatory Sys.
<1%

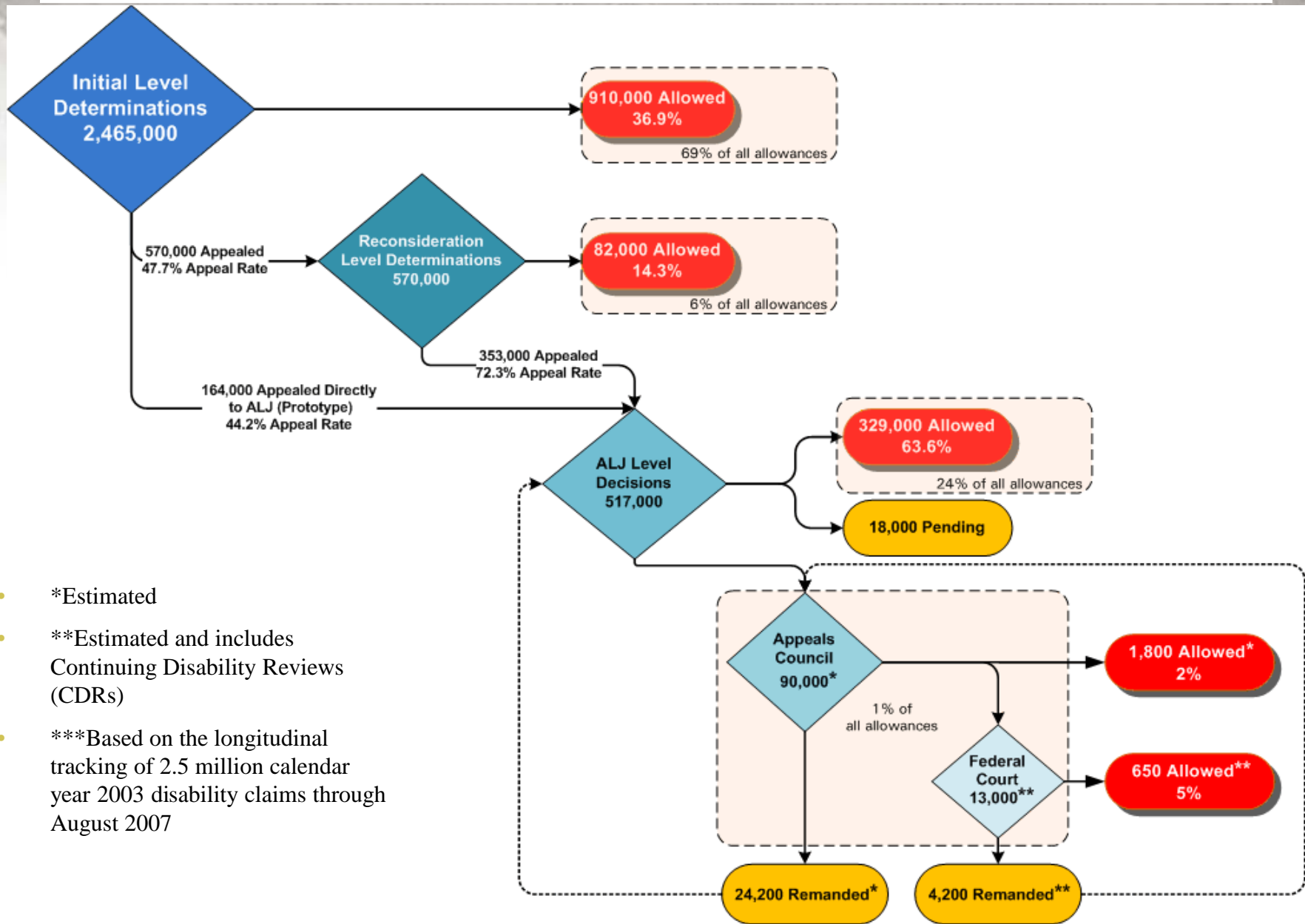
All Others
35%



Evaluation of Disability



Disability Determination and Appeals Process



- *Estimated
- **Estimated and includes Continuing Disability Reviews (CDRs)
- ***Based on the longitudinal tracking of 2.5 million calendar year 2003 disability claims through August 2007



Benefit Formulas

*Average Monthly
Benefit:
May 2011*

SSDI

Based on covered earnings
No reduction for income
Cash cliff

\$1,069.20
(Disabled Workers)

SSI

Federal Benefit Rate +
State Supplement –
Countable Income

\$499.80



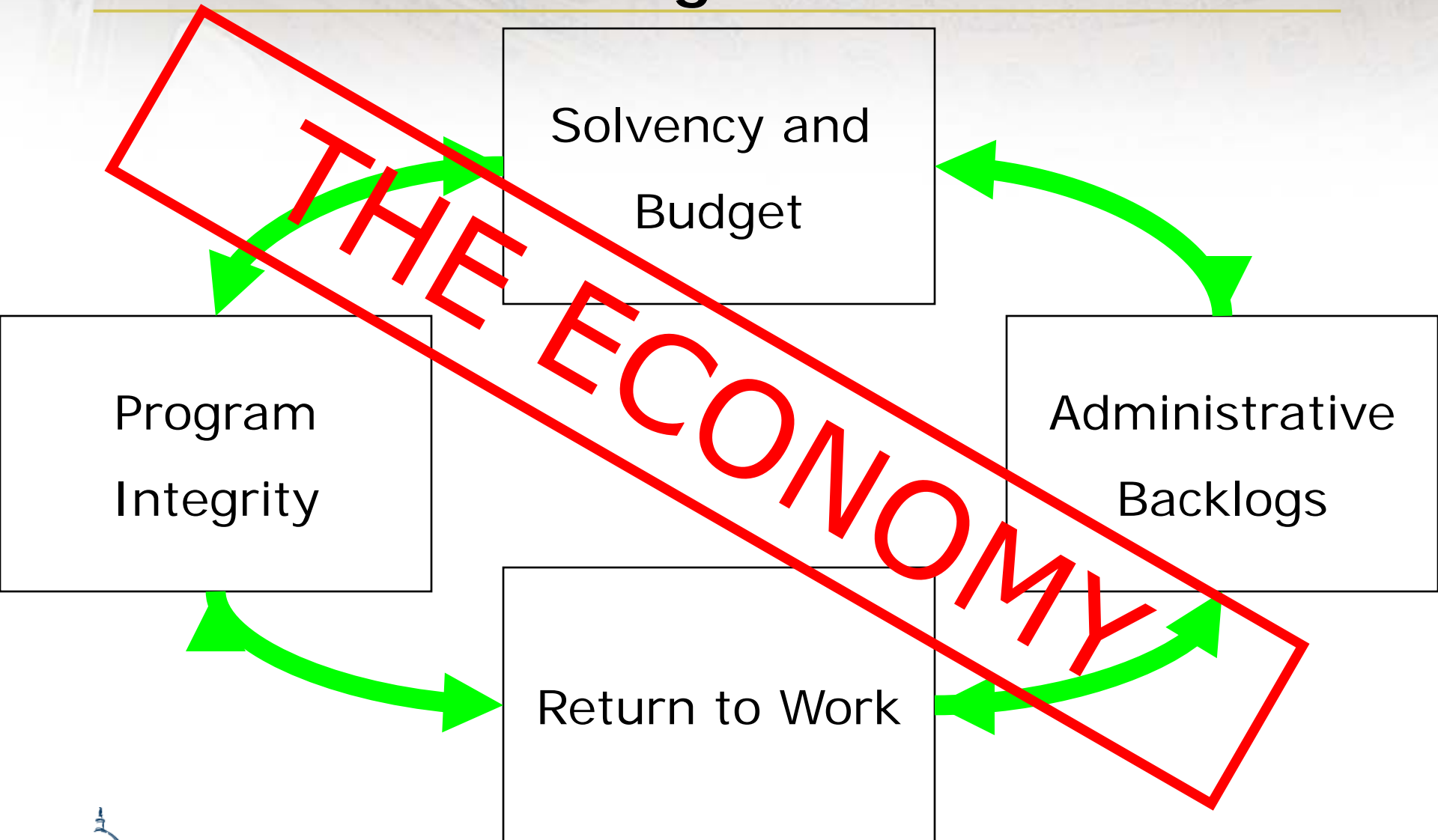
Program Data: May 2011

| Program | Beneficiaries (thousands) | Total Monthly Payments (millions of \$) | Average Monthly Payment (\$) |
|------------------|--------------------------------------|--|---|
| SSDI | 10,423 | 9,601 | 921.14 |
| Disabled Workers | 8,371 | 8,950 | 1,069.20 |
| Spouses | 162 | 47 | 286.60 |
| Children | 1,890 | 604 | 319.40 |
| SSI | 8,057 | 4,400 | 499.80 |
| Under 18 | 1,270 | 809 | 596.20 |
| 18-64 | 4,737 | 2,758 | 515.50 |
| 65 and older | 2,050 | 833 | 404.10 |

Source: SSA; Monthly Statistical Snapshot, May 2011.



Issues Facing the SSDI and SSI Programs



For additional information

Scott Szymendera

sszymendera@crs.loc.gov

202-707-0014

